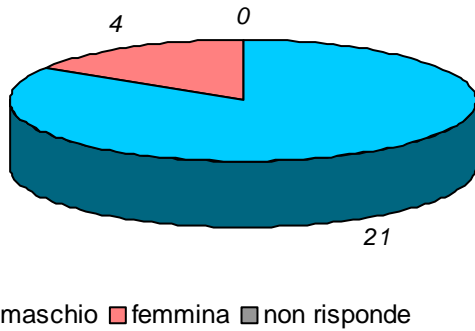


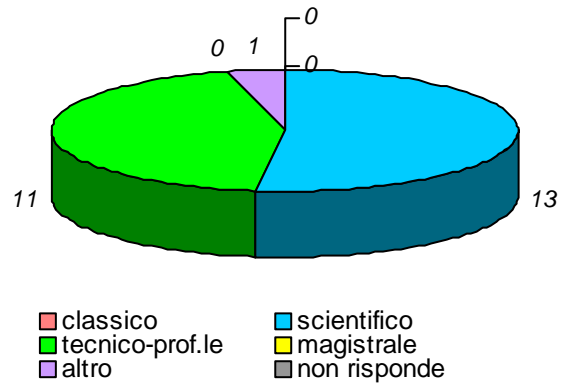
schede valide : 25 schede bianche : 0 schede nulle : 0

Informazioni degli studenti

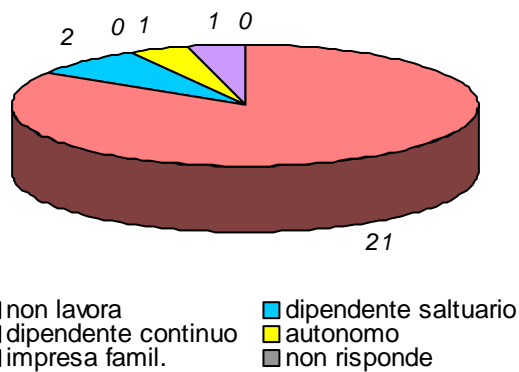
domanda 1: sesso



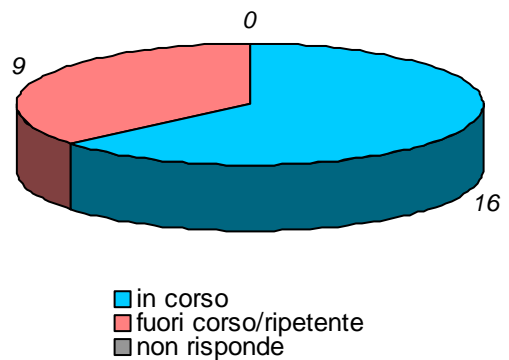
domanda 2: diploma scuola media sup.



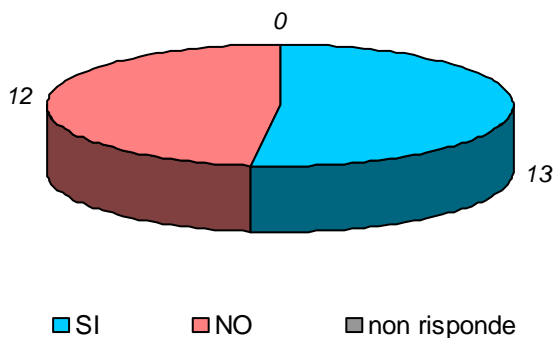
domanda 3: posizione lavorativa



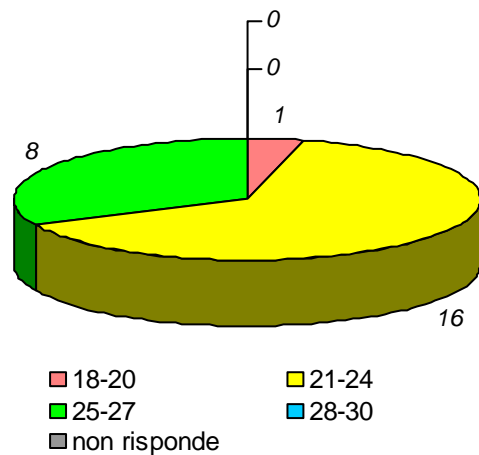
domanda 4: posizione universitaria



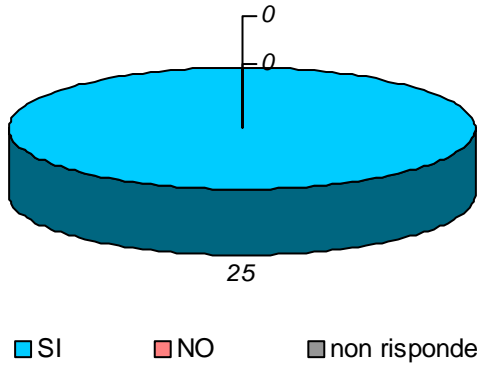
domanda 5: in regola con gli esami



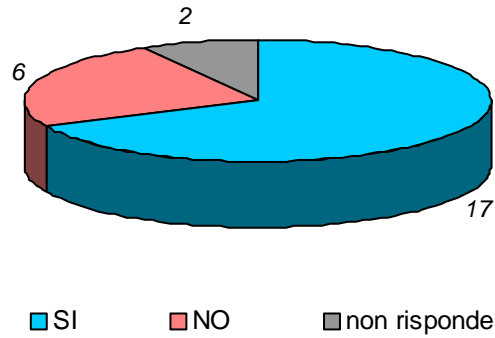
domanda 6: votazione media esami



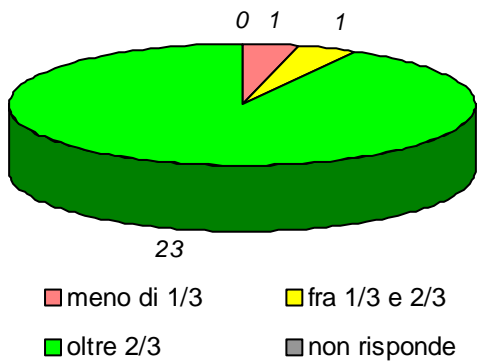
domanda 7: prima volta che affronta l'esame della disciplina



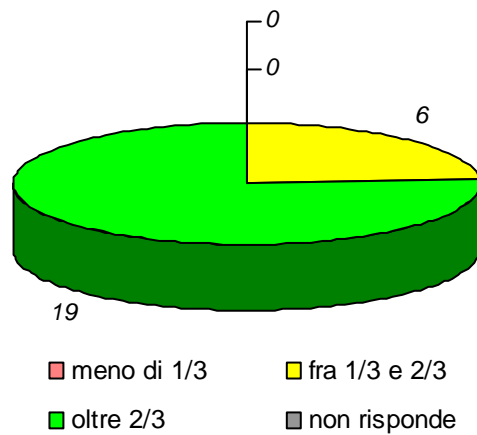
domanda 8: prima volta che segue la disciplina



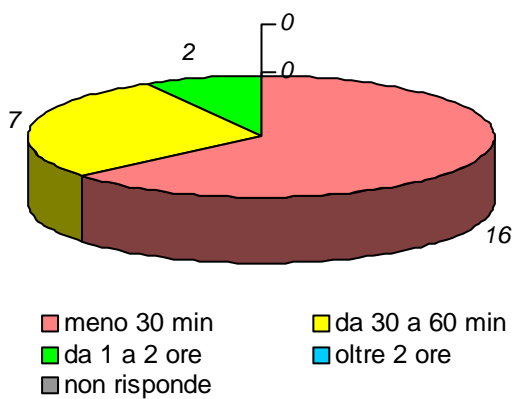
domanda 9: percentuale di frequenza della disciplina



domanda 10 : percentuale di frequenza delle discipline del piano studi

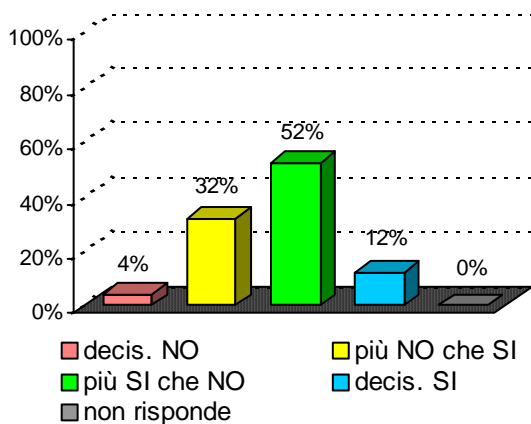


domanda 11 : tempo medio per raggiungere l'Università

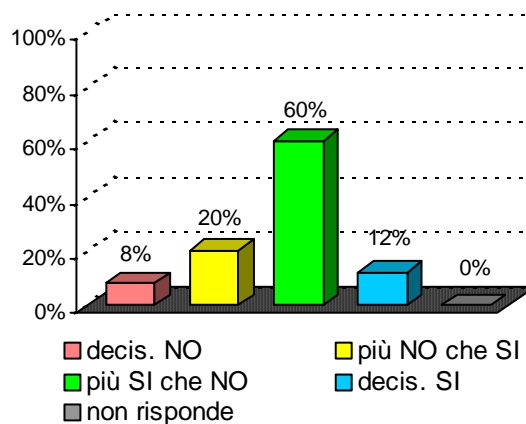


Organizzazione e Infrastrutture

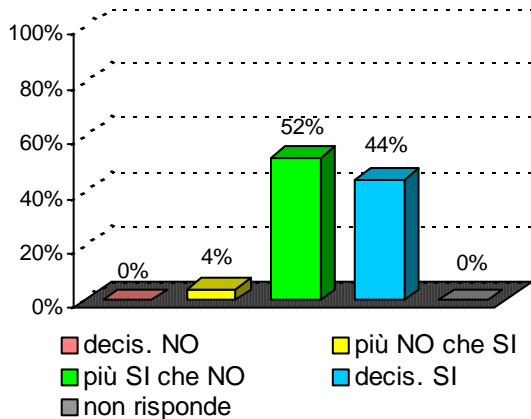
domanda 12 : accettabilità carico studio totale



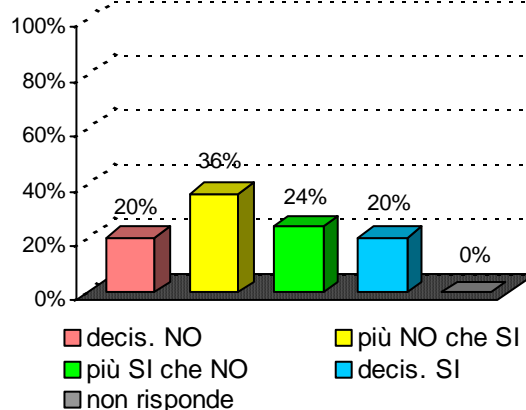
domanda 13 : accettabilità organizzazione complessiva



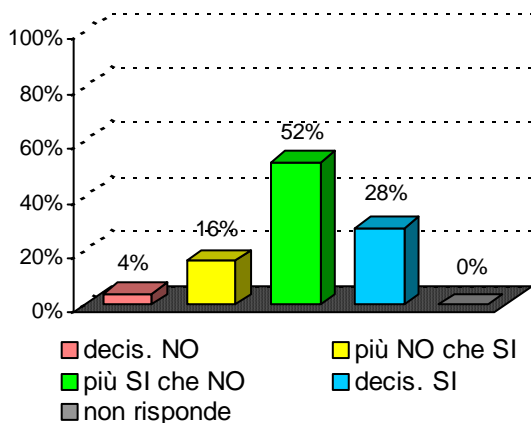
domanda 14 : chiarezza definizione modalità esame

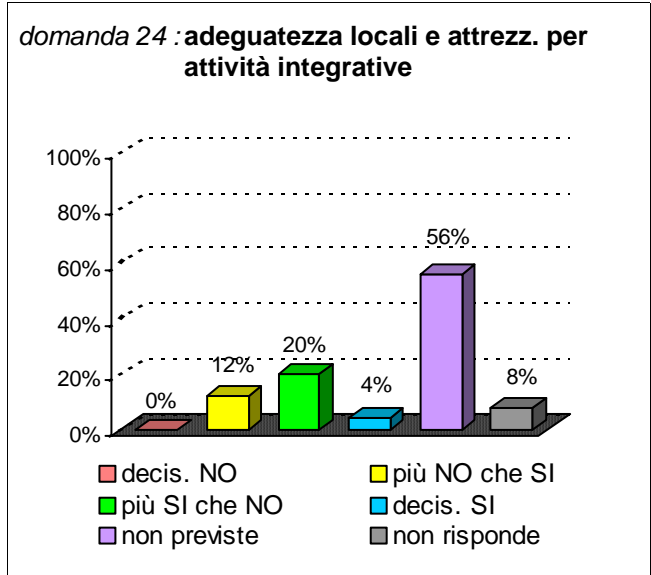
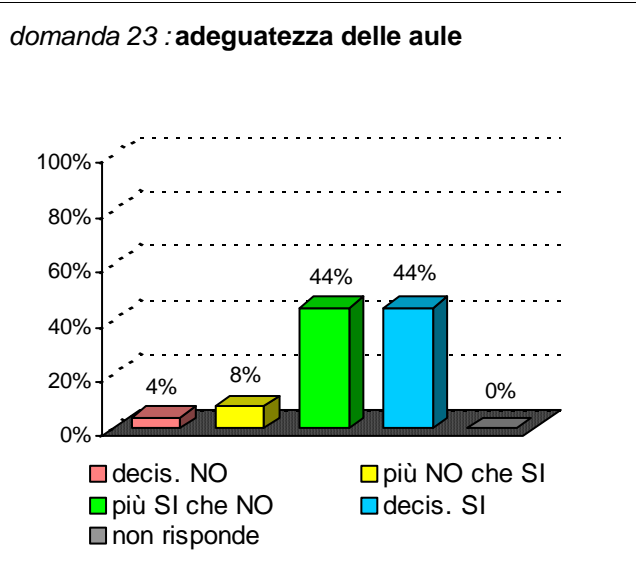


domanda 15 : rispetto orari svolgimento didattica

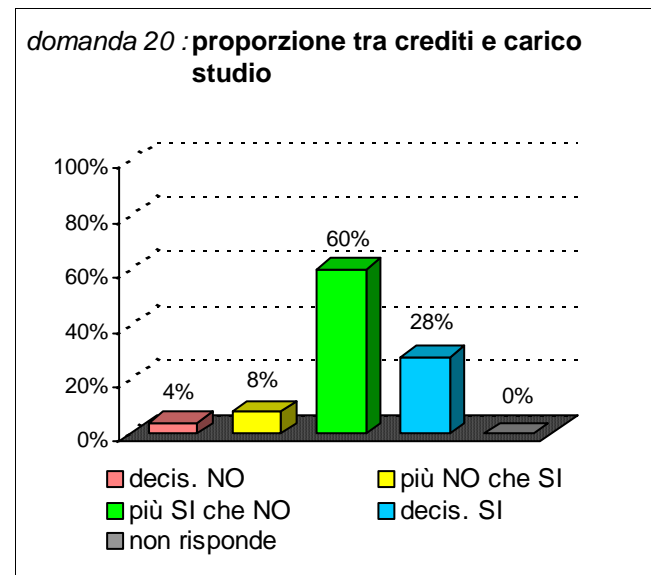
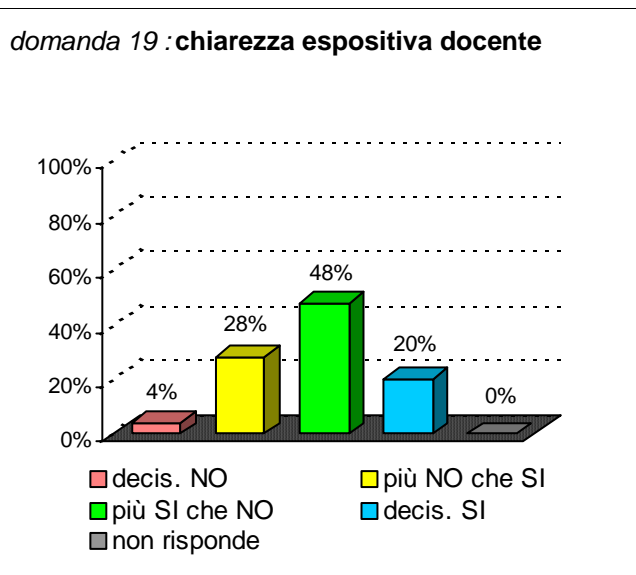
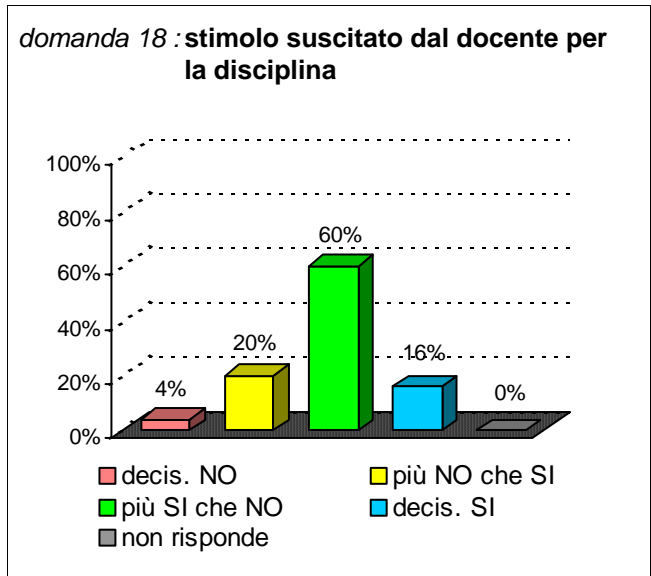
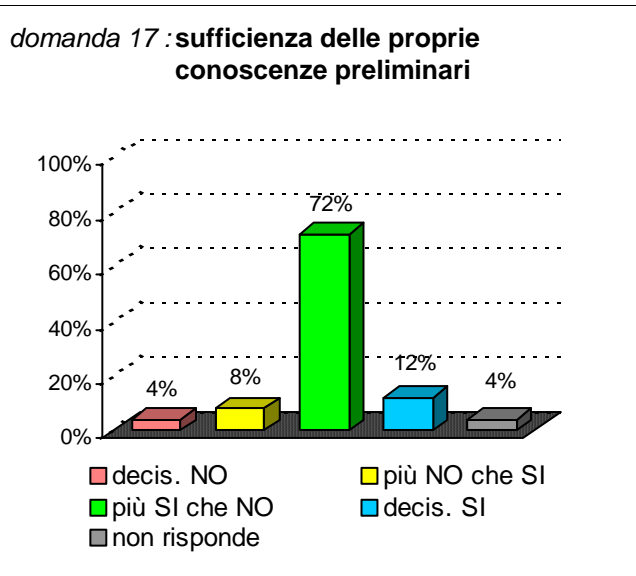


domanda 16 : reperibilità del docente

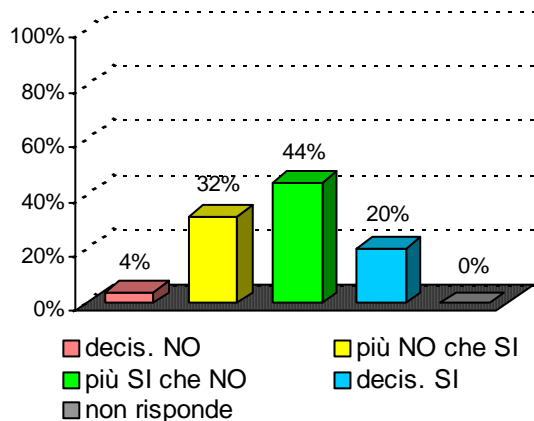




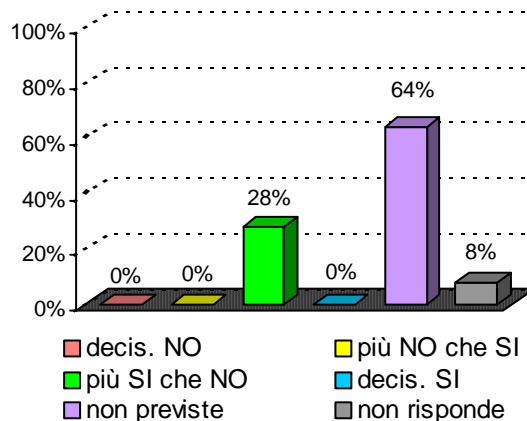
Didattica e Soddisfazione



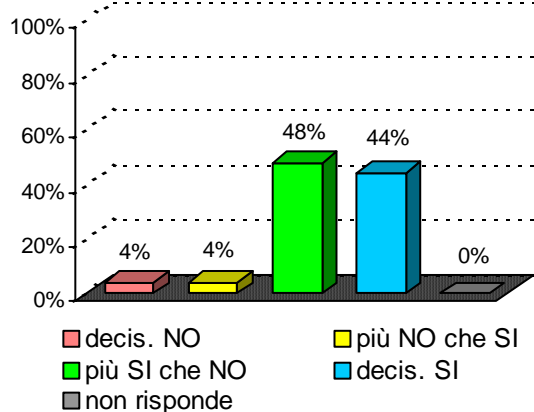
domanda 21 : adeguatezza materiale didattico



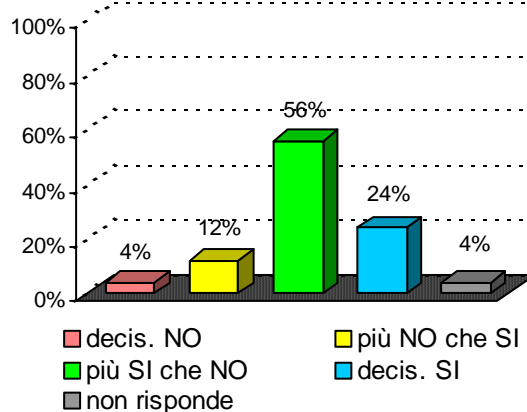
domanda 22 : utilità delle attività didattiche integrative



domanda 25 : interesse per argomenti della disciplina



domanda 26 : soddisfazione complessiva



Sintesi delle valutazioni (domande qualitative) dell'insegnamento confrontate con quelle del rispettivo Corso di Studi e del Dipartimento di afferenza

Valutazione dell' insegnamento con codice : 30638

domanda	decis. NO	più NO che SI	più SI che NO	decis. SI	non previste	non risponde
14	0%	4%	52%	44%		0%
15	20%	36%	24%	20%		0%
16	4%	16%	52%	28%		0%
17	4%	8%	72%	12%		4%
18	4%	20%	60%	16%		0%
19	4%	28%	48%	20%		0%
20	4%	8%	60%	28%		0%
21	4%	32%	44%	20%		0%
22	0%	0%	28%	0%	64%	8%
25	4%	4%	48%	44%		0%
26	4%	12%	56%	24%		4%

Valutazione del corso di laurea :

Informatica

classe : L-31

sede didattica : CATANIA

domanda	decis. NO	più NO che SI	più SI che NO	decis. SI	non previste	non risponde
14	3%	11%	40%	45%		1%
15	2%	6%	38%	53%		1%
16	2%	7%	39%	49%		2%
17	8%	21%	46%	23%		1%
18	5%	18%	44%	31%		1%
19	5%	17%	43%	34%		1%
20	5%	12%	52%	29%		1%
21	4%	13%	52%	30%		1%
22	2%	8%	24%	14%	47%	5%
25	4%	11%	35%	50%		0%
26	4%	14%	46%	35%		1%

Valutazione del Dipart. : **Matematica e Informatica**

domanda	decis. NO	più NO che SI	più SI che NO	decis. SI	non previste	non risponde
14	2%	11%	39%	48%		1%
15	2%	6%	35%	56%		0%
16	2%	6%	38%	54%		1%
17	6%	21%	47%	25%		0%
18	5%	18%	43%	33%		1%
19	5%	15%	43%	36%		0%
20	4%	13%	51%	30%		1%
21	3%	13%	50%	33%		1%
22	2%	6%	19%	12%	58%	3%
25	4%	11%	38%	47%		0%
26	5%	13%	46%	36%		1%