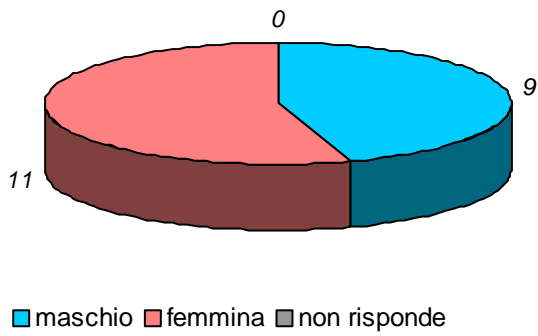


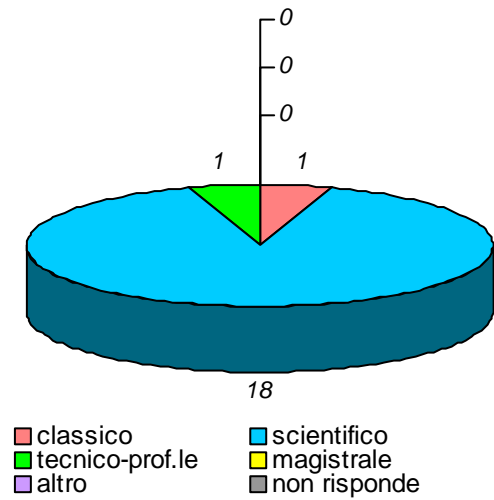
schede valide : 20    schede bianche : 0    schede nulle : 0

Informazioni degli studenti

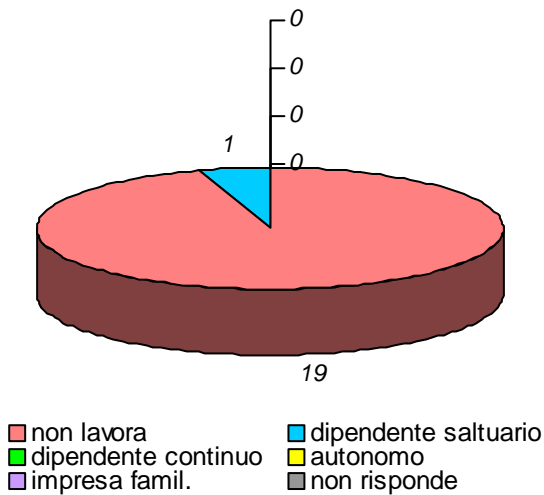
domanda 1: sesso



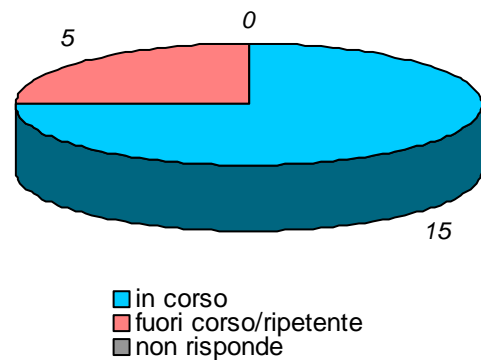
domanda 2: diploma scuola media sup.



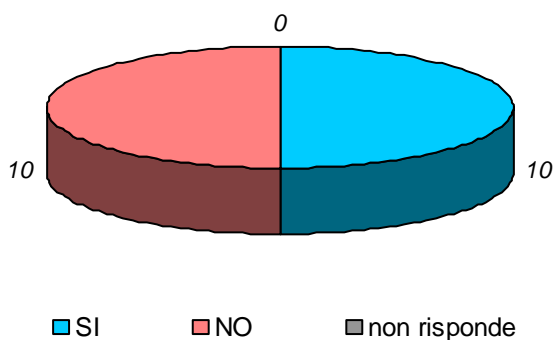
domanda 3: posizione lavorativa



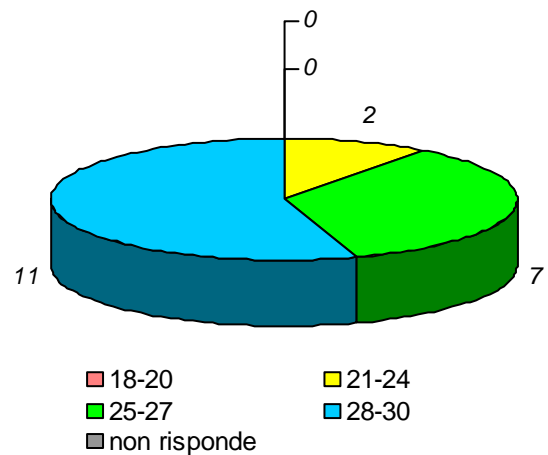
domanda 4: posizione universitaria



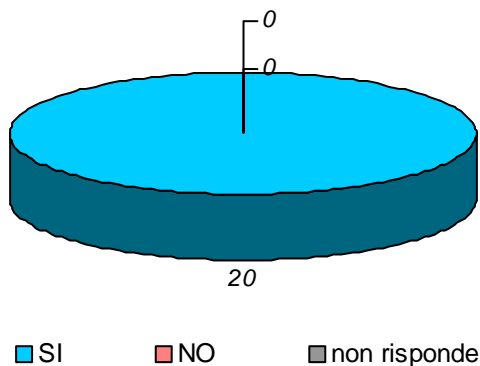
domanda 5: in regola con gli esami



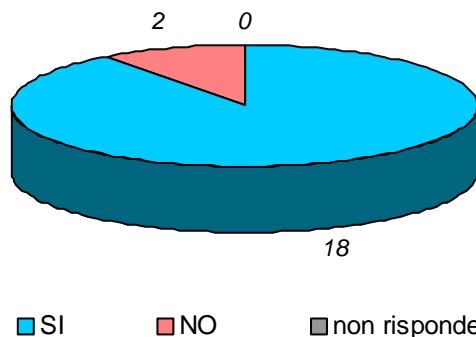
domanda 6: votazione media esami



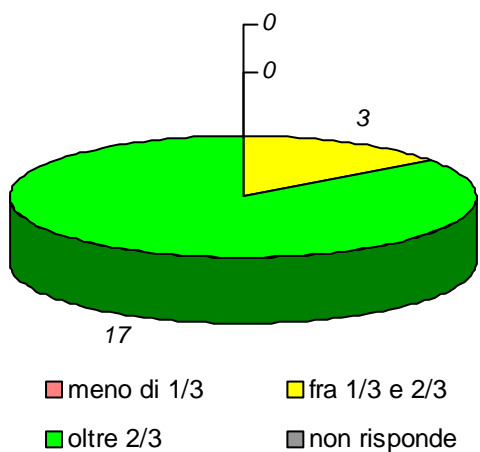
domanda 7: prima volta che affronta l'esame della disciplina



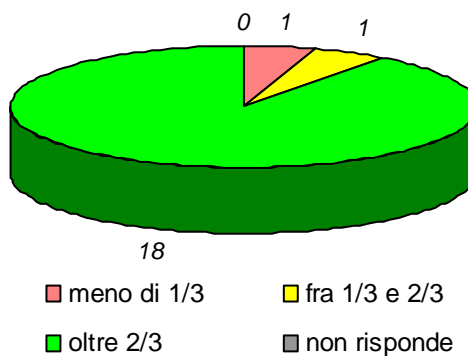
domanda 8: prima volta che segue la disciplina



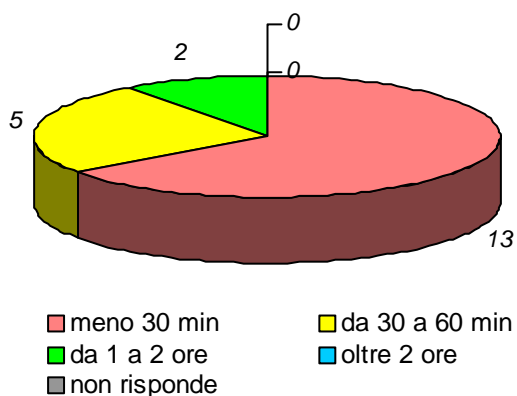
domanda 9: percentuale di frequenza della disciplina



domanda 10 : percentuale di frequenza delle discipline del piano studi

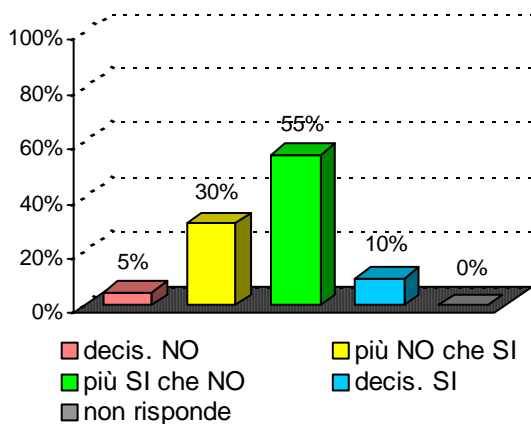


domanda 11 : tempo medio per raggiungere l'Università

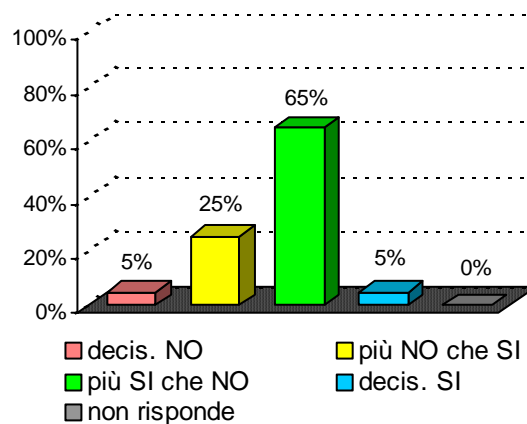


**Organizzazione e Infrastrutture**

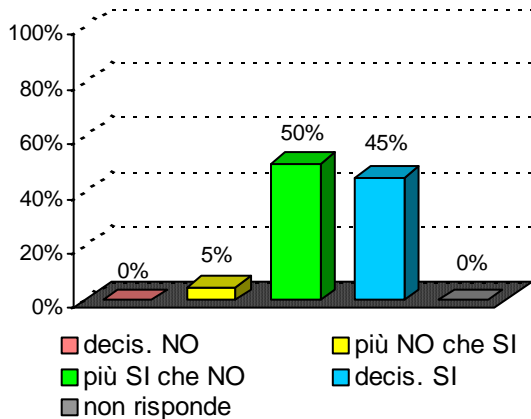
**domanda 12 : accettabilità carico studio totale**



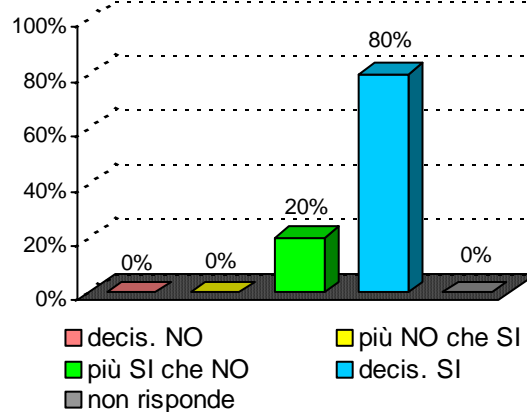
**domanda 13 : accettabilità organizzazione complessiva**



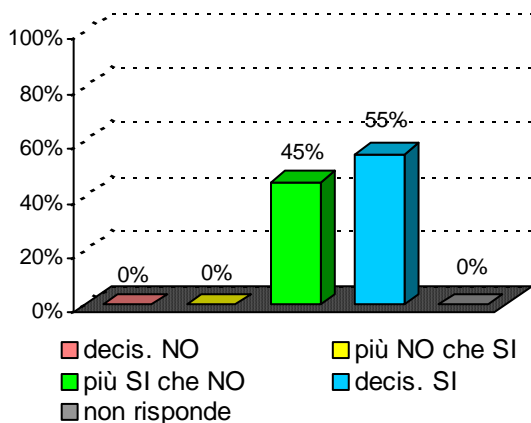
**domanda 14 : chiarezza definizione modalità esame**



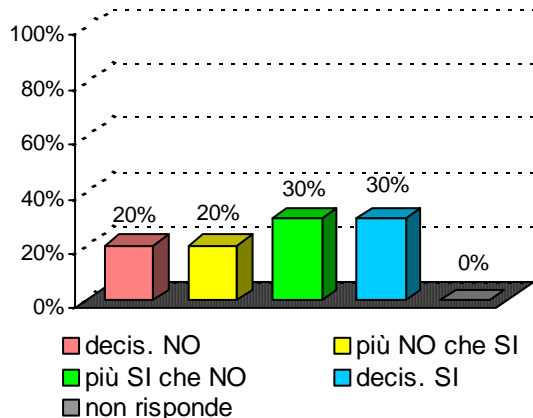
**domanda 15 : rispetto orari svolgimento didattica**



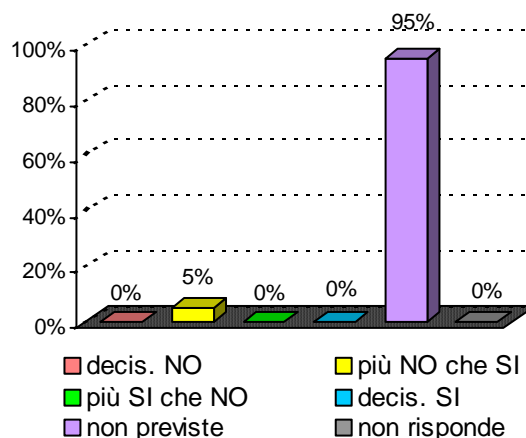
**domanda 16 : reperibilità del docente**



domanda 23 : adeguatezza delle aule

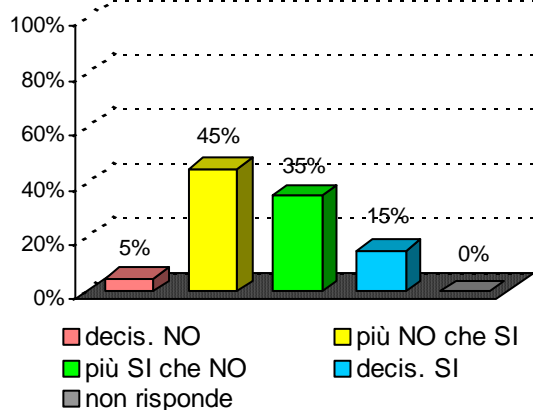


domanda 24 : adeguatezza locali e attrezz. per attività integrative

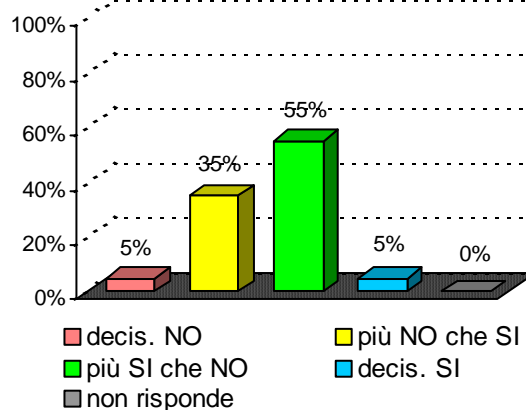


**Didattica e Soddisfazione**

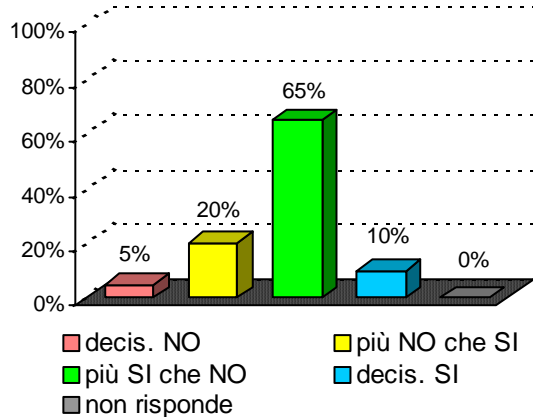
domanda 17 : sufficienza delle proprie conoscenze preliminari



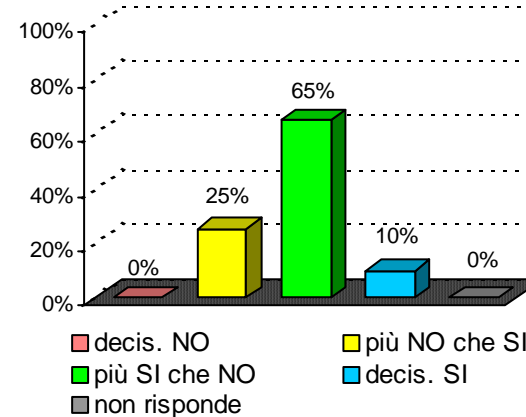
domanda 18 : stimolo suscitato dal docente per la disciplina

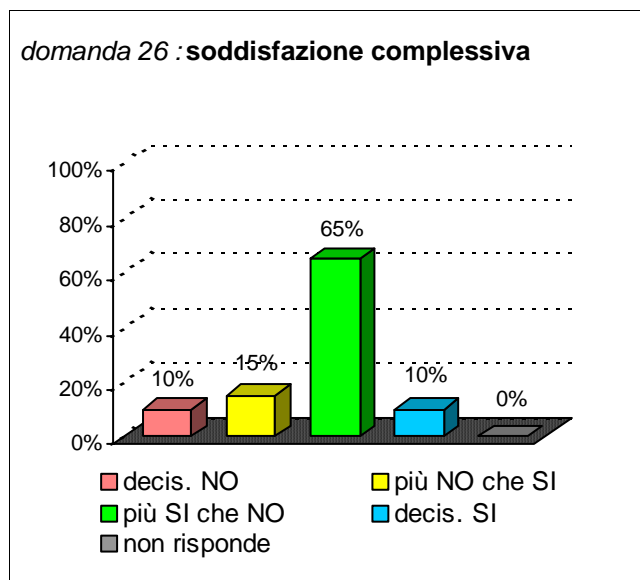
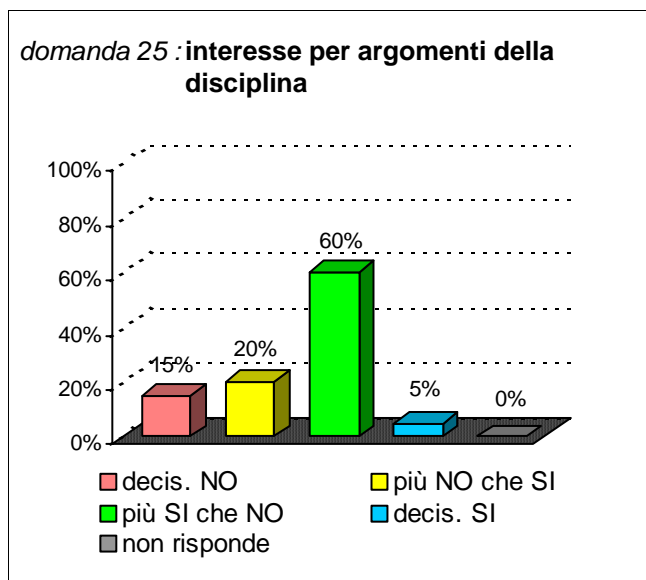
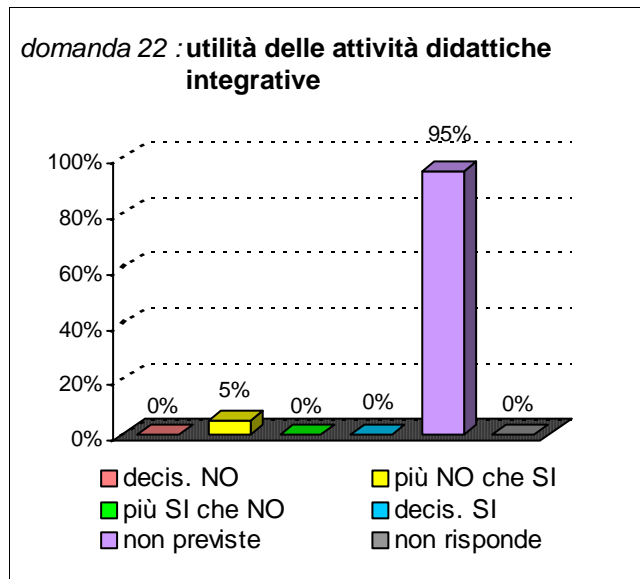
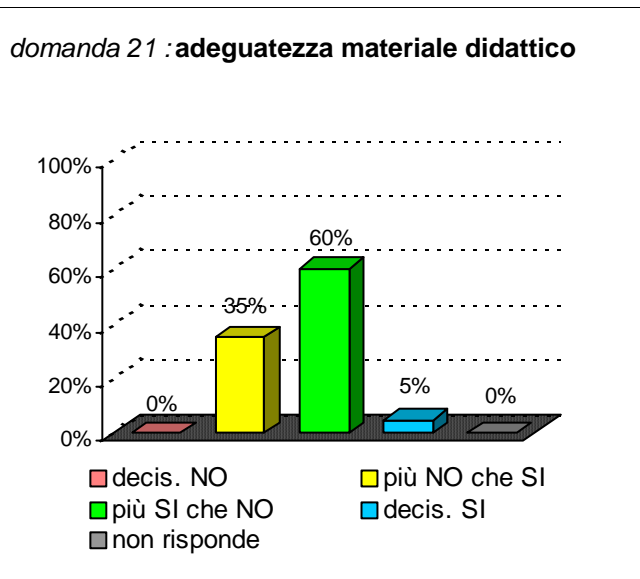


domanda 19 : chiarezza espositiva docente



domanda 20 : proporzione tra crediti e carico studio





**Sintesi delle valutazioni (domande qualitative) dell'insegnamento confrontate con quelle del rispettivo Corso di Studi e del Dipartimento di afferenza**

Valutazione dell' insegnamento con codice : 30866

| domanda | decis. NO | più NO che SI | più SI che NO | decis. SI | non previste | non risponde |
|---------|-----------|---------------|---------------|-----------|--------------|--------------|
| 14      | 0%        | 5%            | 50%           | 45%       |              | 0%           |
| 15      | 0%        | 0%            | 20%           | 80%       |              | 0%           |
| 16      | 0%        | 0%            | 45%           | 55%       |              | 0%           |
| 17      | 5%        | 45%           | 35%           | 15%       |              | 0%           |
| 18      | 5%        | 35%           | 55%           | 5%        |              | 0%           |
| 19      | 5%        | 20%           | 65%           | 10%       |              | 0%           |
| 20      | 0%        | 25%           | 65%           | 10%       |              | 0%           |
| 21      | 0%        | 35%           | 60%           | 5%        |              | 0%           |
| 22      | 0%        | 5%            | 0%            | 0%        | 95%          | 0%           |
| 25      | 15%       | 20%           | 60%           | 5%        |              | 0%           |
| 26      | 10%       | 15%           | 65%           | 10%       |              | 0%           |

Valutazione del corso di laurea :

**Matematica**

classe : L-35

sede didattica : CATANIA

| domanda | decis. NO | più NO che SI | più SI che NO | decis. SI | non previste | non risponde |
|---------|-----------|---------------|---------------|-----------|--------------|--------------|
| 14      | 1%        | 12%           | 37%           | 50%       |              | 0%           |
| 15      | 2%        | 8%            | 31%           | 59%       |              | 0%           |
| 16      | 1%        | 6%            | 36%           | 57%       |              | 1%           |
| 17      | 6%        | 24%           | 45%           | 25%       |              | 0%           |
| 18      | 5%        | 21%           | 38%           | 35%       |              | 1%           |
| 19      | 5%        | 15%           | 40%           | 39%       |              | 0%           |
| 20      | 2%        | 14%           | 49%           | 34%       |              | 1%           |
| 21      | 3%        | 13%           | 47%           | 36%       |              | 0%           |
| 22      | 1%        | 5%            | 18%           | 9%        | 65%          | 2%           |
| 25      | 2%        | 11%           | 41%           | 45%       |              | 0%           |
| 26      | 5%        | 16%           | 41%           | 38%       |              | 0%           |

Valutazione del Dipart. : **Matematica e Informatica**

| domanda | decis. NO | più NO che SI | più SI che NO | decis. SI | non previste | non risponde |
|---------|-----------|---------------|---------------|-----------|--------------|--------------|
| 14      | 2%        | 11%           | 39%           | 48%       |              | 1%           |
| 15      | 2%        | 6%            | 35%           | 56%       |              | 0%           |
| 16      | 2%        | 6%            | 38%           | 54%       |              | 1%           |
| 17      | 6%        | 21%           | 47%           | 25%       |              | 0%           |
| 18      | 5%        | 18%           | 43%           | 33%       |              | 1%           |
| 19      | 5%        | 15%           | 43%           | 36%       |              | 0%           |
| 20      | 4%        | 13%           | 51%           | 30%       |              | 1%           |
| 21      | 3%        | 13%           | 50%           | 33%       |              | 1%           |
| 22      | 2%        | 6%            | 19%           | 12%       | 58%          | 3%           |
| 25      | 4%        | 11%           | 38%           | 47%       |              | 0%           |
| 26      | 5%        | 13%           | 46%           | 36%       |              | 1%           |