

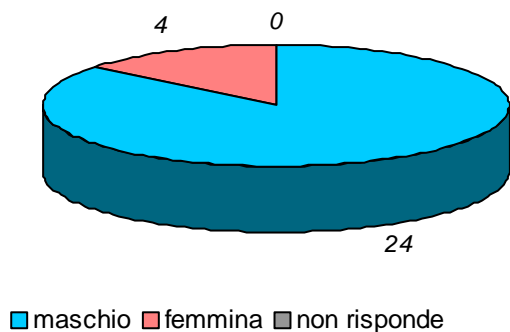
schede valide : 28

schede bianche : 0

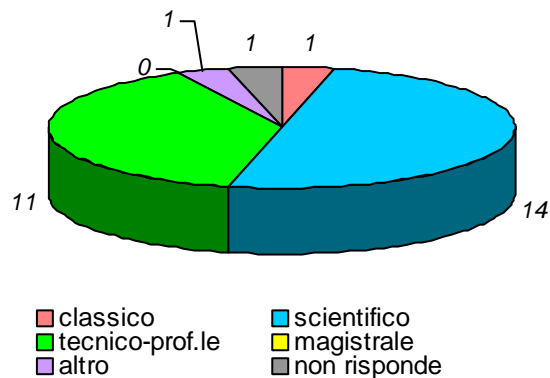
schede nulle : 0

Informazioni degli studenti

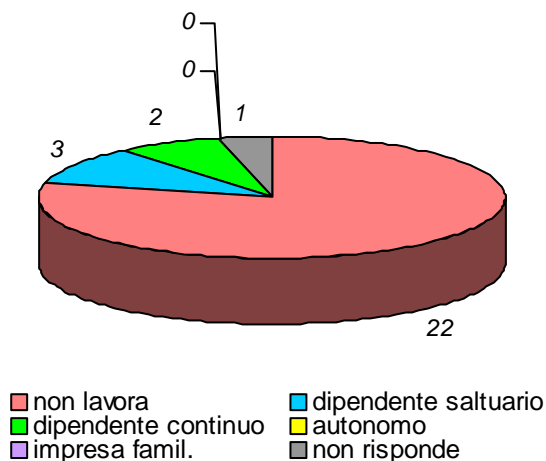
domanda 1: sesso



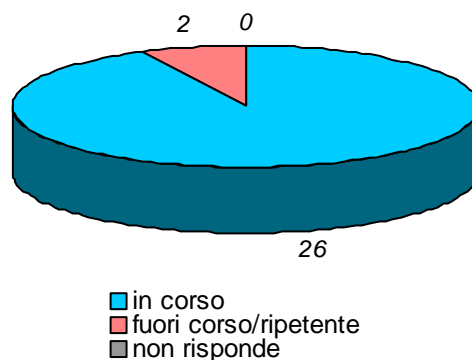
domanda 2: diploma scuola media sup.



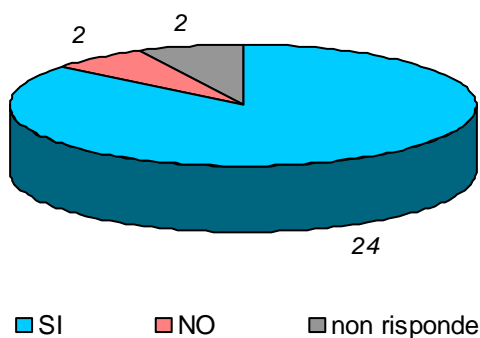
domanda 3: posizione lavorativa



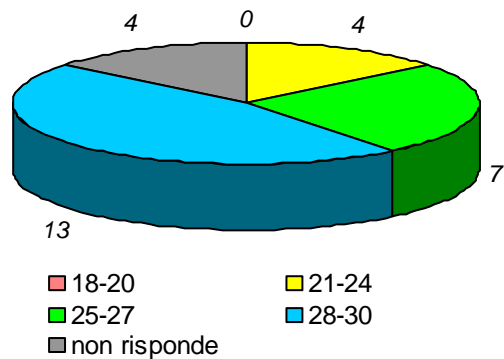
domanda 4: posizione universitaria



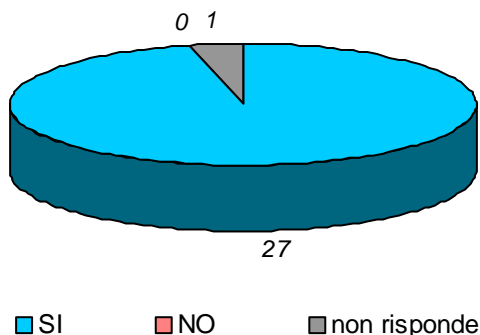
domanda 5: in regola con gli esami



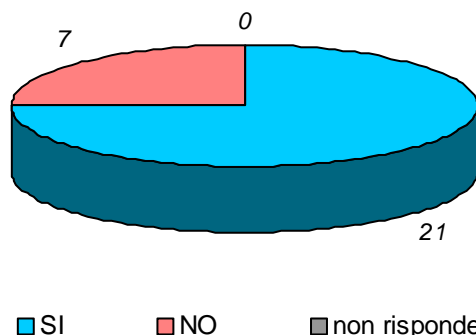
domanda 6: votazione media esami



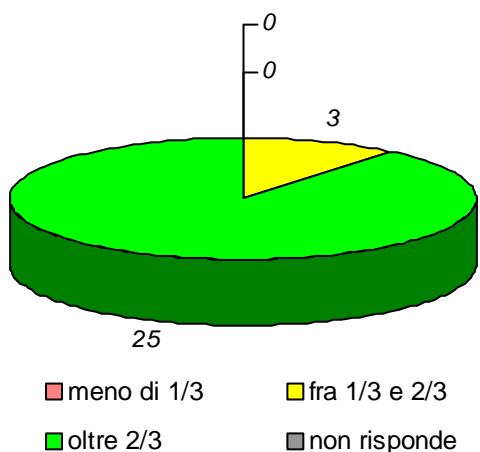
domanda 7: prima volta che affronta l'esame della disciplina



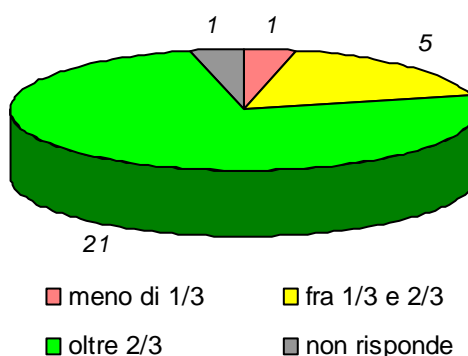
domanda 8: prima volta che segue la disciplina



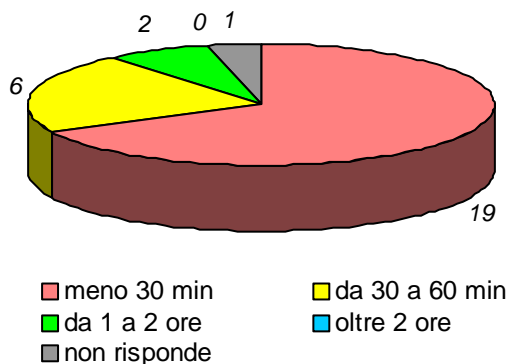
domanda 9: percentuale di frequenza della disciplina



domanda 10 : percentuale di frequenza delle discipline del piano studi

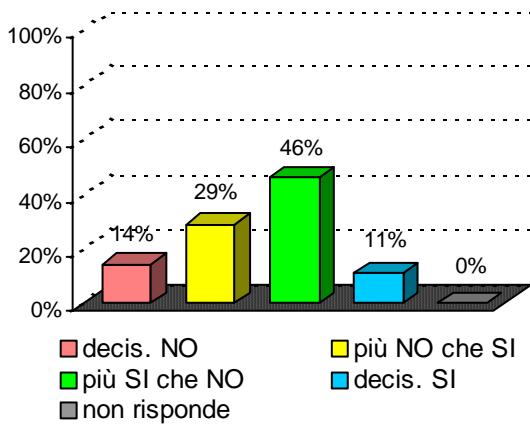


domanda 11 : tempo medio per raggiungere l'Università

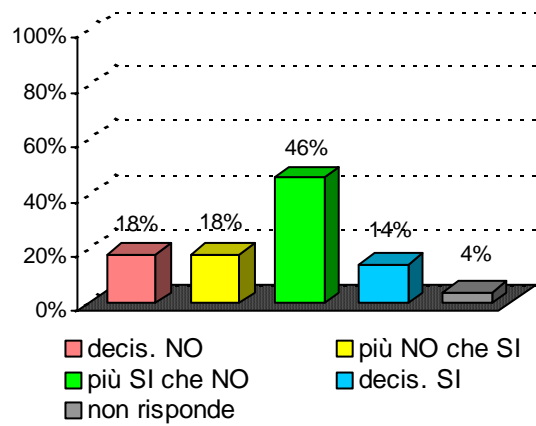


**Organizzazione e Infrastrutture**

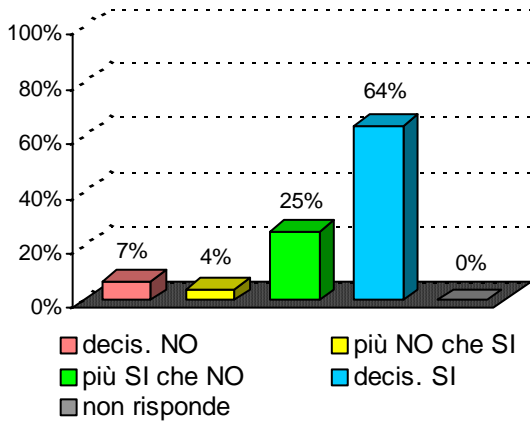
**domanda 12 : accettabilità carico studio totale**



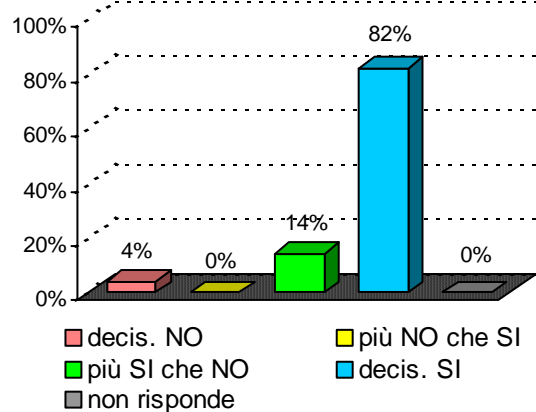
**domanda 13 : accettabilità organizzazione complessiva**



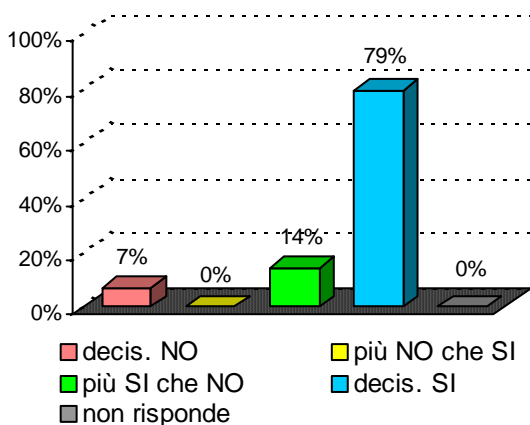
**domanda 14 : chiarezza definizione modalità esame**

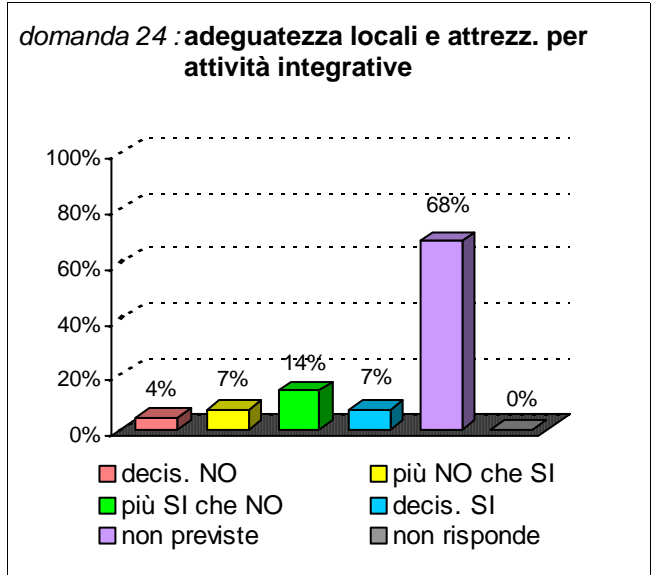
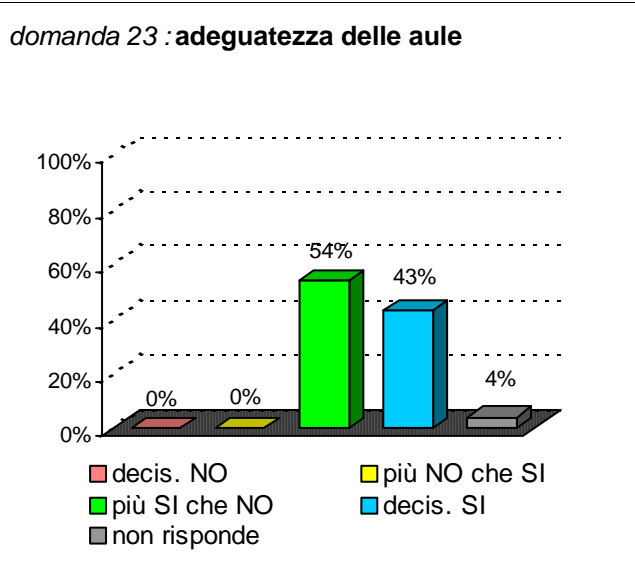


**domanda 15 : rispetto orari svolgimento didattica**

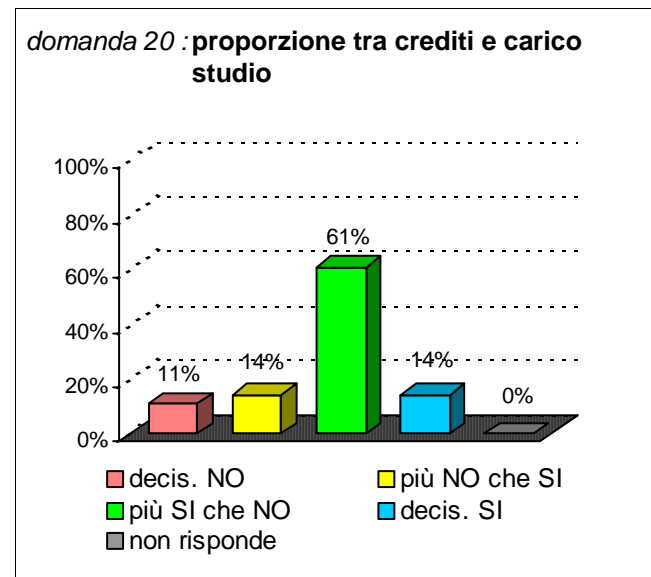
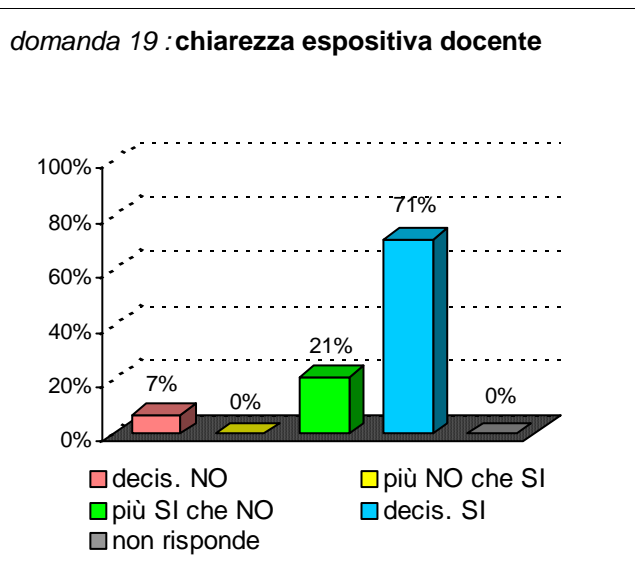
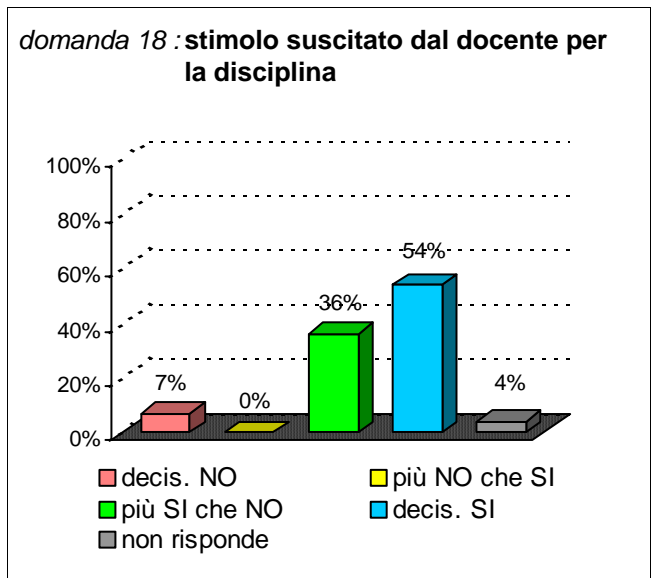
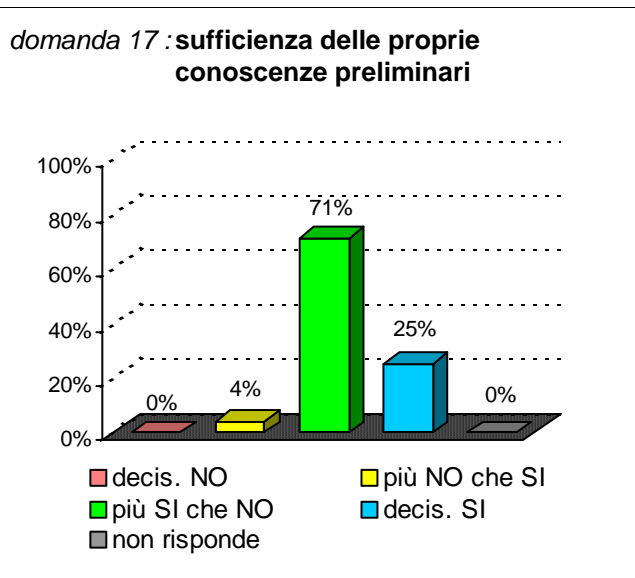


**domanda 16 : reperibilità del docente**

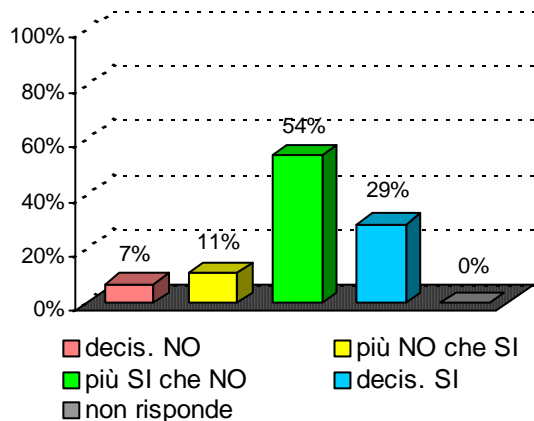




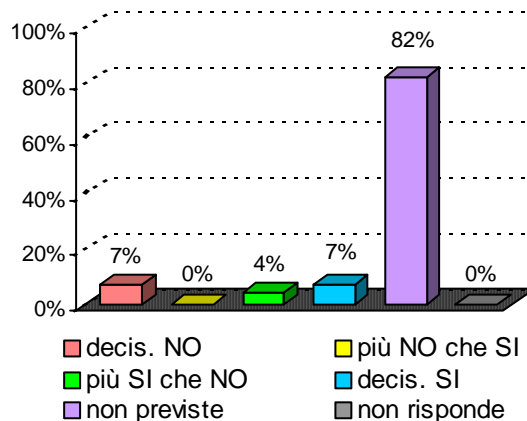
**Didattica e Soddisfazione**



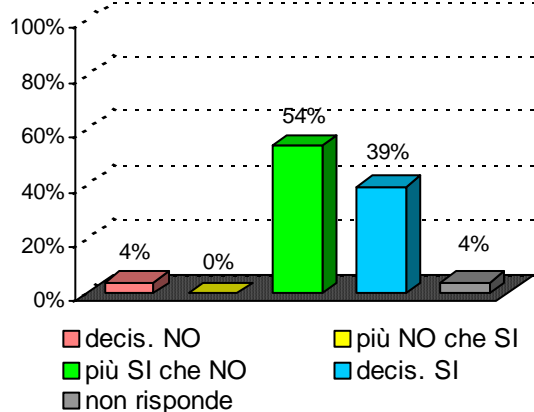
domanda 21 : adeguatezza materiale didattico



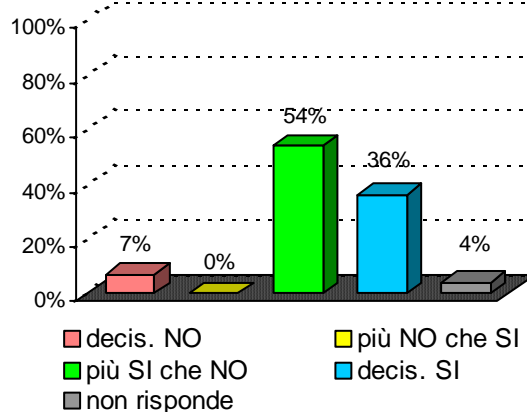
domanda 22 : utilità delle attività didattiche integrative



domanda 25 : interesse per argomenti della disciplina



domanda 26 : soddisfazione complessiva



**Sintesi delle valutazioni (domande qualitative) dell'insegnamento confrontate con quelle del rispettivo Corso di Studi e del Dipartimento di afferenza**

Valutazione dell' insegnamento con codice : 31977

| domanda | decis. NO | più NO che SI | più SI che NO | decis. SI | non previste | non risponde |
|---------|-----------|---------------|---------------|-----------|--------------|--------------|
| 14      | 7%        | 4%            | 25%           | 64%       |              | 0%           |
| 15      | 4%        | 0%            | 14%           | 82%       |              | 0%           |
| 16      | 7%        | 0%            | 14%           | 79%       |              | 0%           |
| 17      | 0%        | 4%            | 71%           | 25%       |              | 0%           |
| 18      | 7%        | 0%            | 36%           | 54%       |              | 4%           |
| 19      | 7%        | 0%            | 21%           | 71%       |              | 0%           |
| 20      | 11%       | 14%           | 61%           | 14%       |              | 0%           |
| 21      | 7%        | 11%           | 54%           | 29%       |              | 0%           |
| 22      | 7%        | 0%            | 4%            | 7%        | 82%          | 0%           |
| 25      | 4%        | 0%            | 54%           | 39%       |              | 4%           |
| 26      | 7%        | 0%            | 54%           | 36%       |              | 4%           |

Valutazione del corso di laurea :

**Informatica**

classe : LM-18

sede didattica : CATANIA

| domanda | decis. NO | più NO che SI | più SI che NO | decis. SI | non previste | non risponde |
|---------|-----------|---------------|---------------|-----------|--------------|--------------|
| 14      | 3%        | 9%            | 37%           | 49%       |              | 1%           |
| 15      | 1%        | 7%            | 31%           | 60%       |              | 0%           |
| 16      | 3%        | 3%            | 31%           | 63%       |              | 0%           |
| 17      | 5%        | 15%           | 56%           | 24%       |              | 0%           |
| 18      | 9%        | 11%           | 45%           | 34%       |              | 1%           |
| 19      | 9%        | 8%            | 45%           | 38%       |              | 0%           |
| 20      | 8%        | 17%           | 56%           | 20%       |              | 0%           |
| 21      | 2%        | 14%           | 55%           | 28%       |              | 0%           |
| 22      | 2%        | 5%            | 12%           | 11%       | 68%          | 1%           |
| 25      | 5%        | 16%           | 40%           | 37%       |              | 1%           |
| 26      | 7%        | 8%            | 53%           | 31%       |              | 0%           |

Valutazione del Dipart. : **Matematica e Informatica**

| domanda | decis. NO | più NO che SI | più SI che NO | decis. SI | non previste | non risponde |
|---------|-----------|---------------|---------------|-----------|--------------|--------------|
| 14      | 2%        | 11%           | 39%           | 48%       |              | 1%           |
| 15      | 2%        | 6%            | 35%           | 56%       |              | 0%           |
| 16      | 2%        | 6%            | 38%           | 54%       |              | 1%           |
| 17      | 6%        | 21%           | 47%           | 25%       |              | 0%           |
| 18      | 5%        | 18%           | 43%           | 33%       |              | 1%           |
| 19      | 5%        | 15%           | 43%           | 36%       |              | 0%           |
| 20      | 4%        | 13%           | 51%           | 30%       |              | 1%           |
| 21      | 3%        | 13%           | 50%           | 33%       |              | 1%           |
| 22      | 2%        | 6%            | 19%           | 12%       | 58%          | 3%           |
| 25      | 4%        | 11%           | 38%           | 47%       |              | 0%           |
| 26      | 5%        | 13%           | 46%           | 36%       |              | 1%           |