

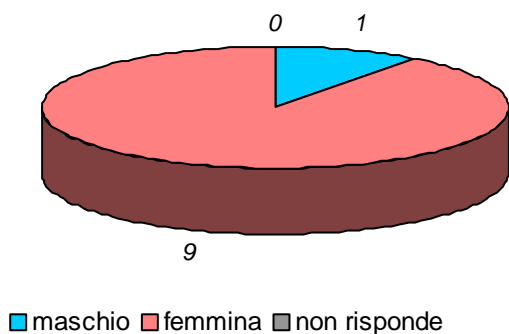
schede valide : 10

schede bianche : 0

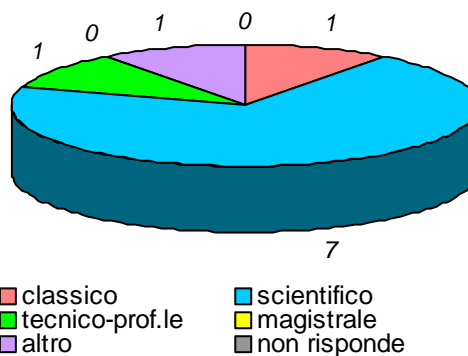
schede nulle : 0

Informazioni degli studenti

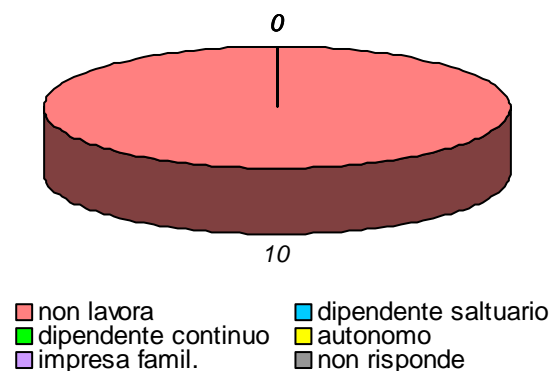
domanda 1: sesso



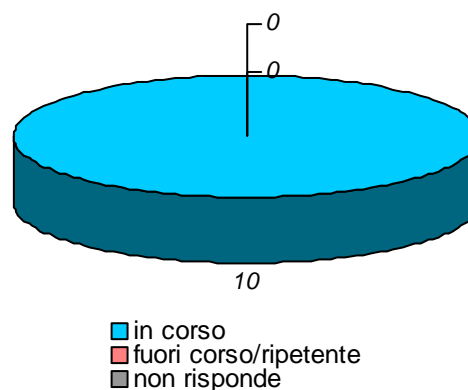
domanda 2: diploma scuola media sup.



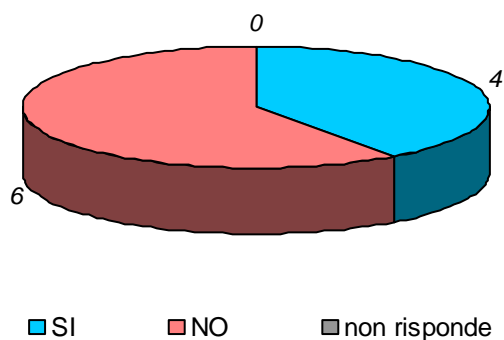
domanda 3: posizione lavorativa



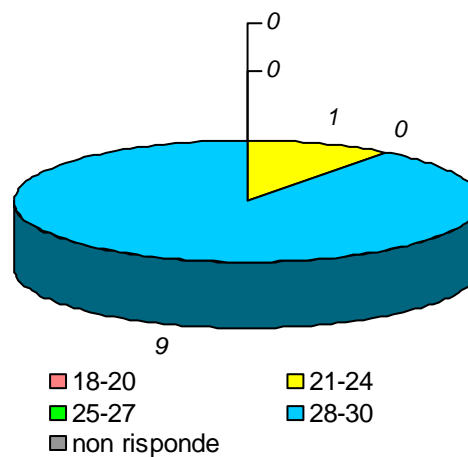
domanda 4: posizione universitaria



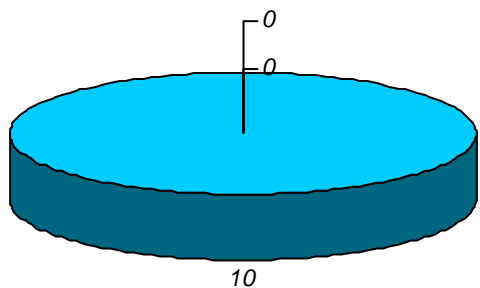
domanda 5: in regola con gli esami



domanda 6: votazione media esami

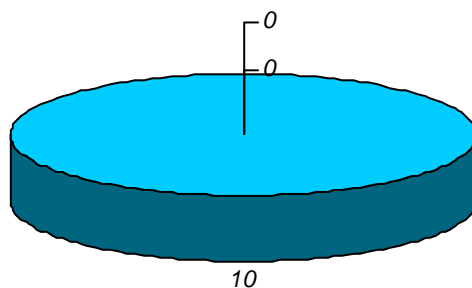


domanda 7: prima volta che affronta l'esame della disciplina



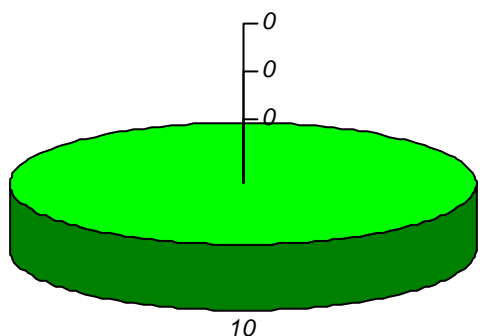
■ SI ■ NO ■ non risponde

domanda 8: prima volta che segue la disciplina



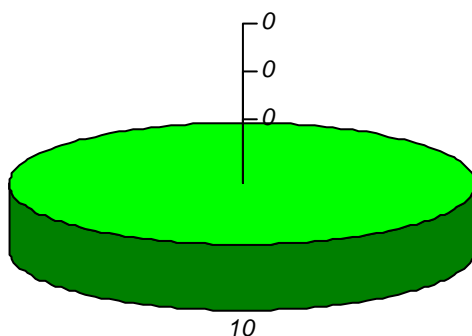
■ SI ■ NO ■ non risponde

domanda 9: percentuale di frequenza della disciplina



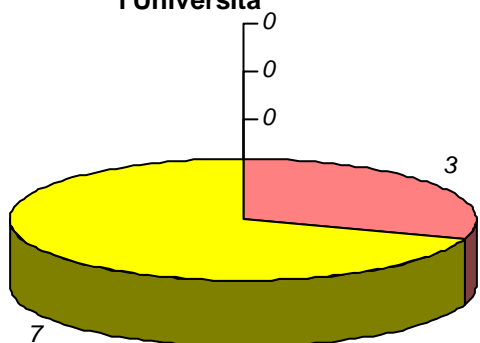
■ meno di 1/3 ■ fra 1/3 e 2/3
 ■ oltre 2/3 ■ non risponde

domanda 10 : percentuale di frequenza delle discipline del piano studi



■ meno di 1/3 ■ fra 1/3 e 2/3
 ■ oltre 2/3 ■ non risponde

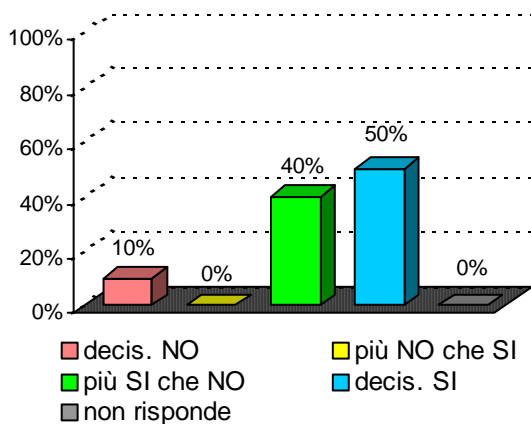
domanda 11 : tempo medio per raggiungere l'Università



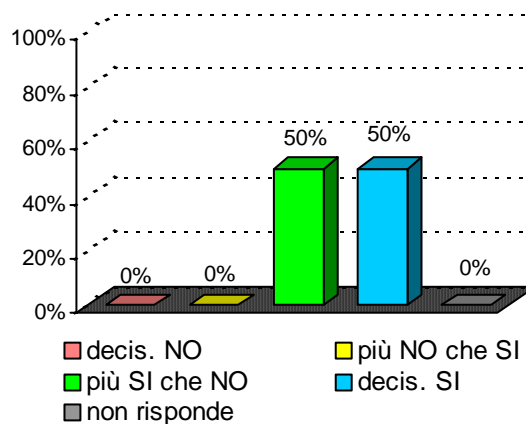
■ meno 30 min ■ da 30 a 60 min
 ■ da 1 a 2 ore ■ oltre 2 ore
 ■ non risponde

Organizzazione e Infrastrutture

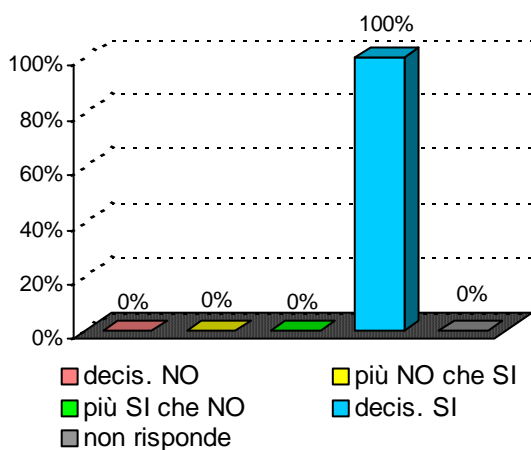
domanda 12 : accettabilità carico studio totale



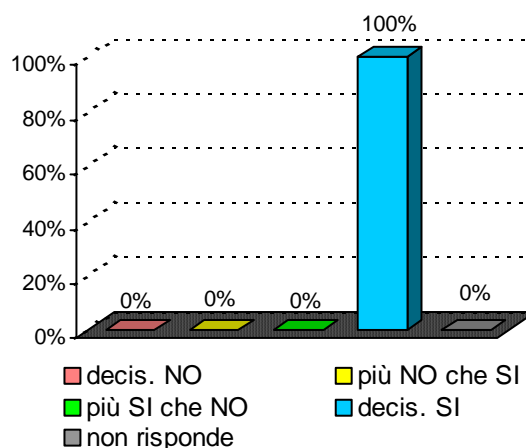
domanda 13 : accettabilità organizzazione complessiva



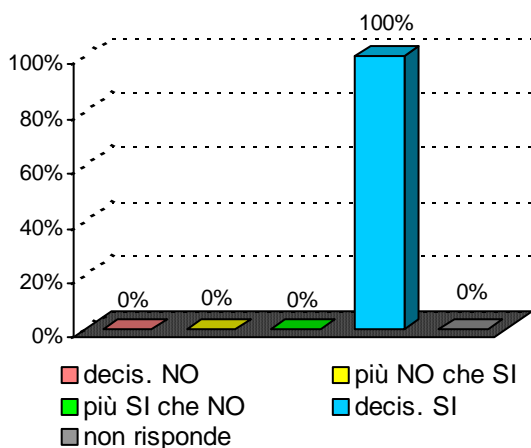
domanda 14 : chiarezza definizione modalità esame

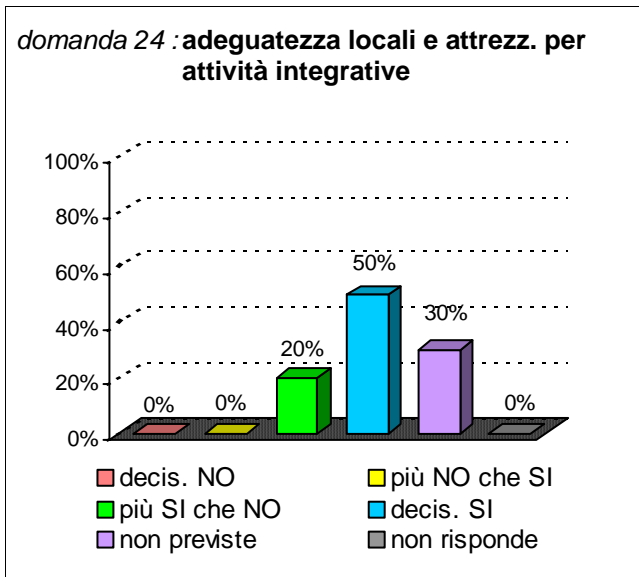
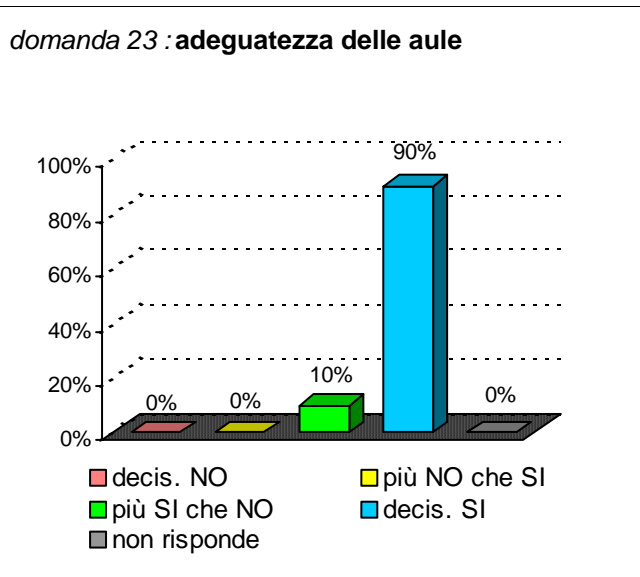


domanda 15 : rispetto orari svolgimento didattica

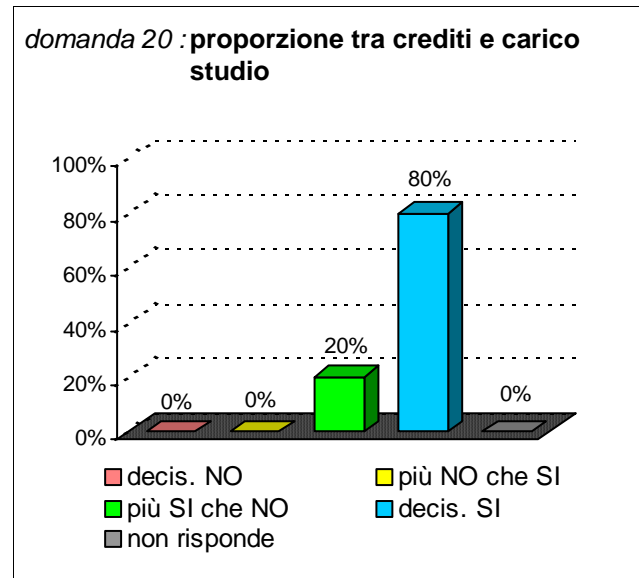
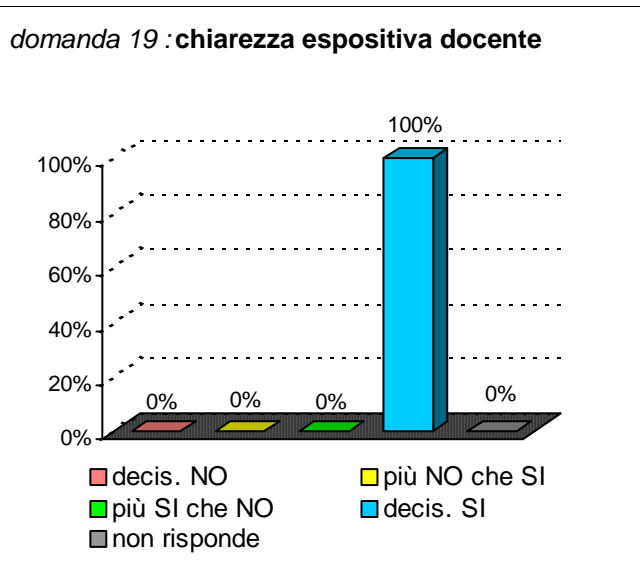
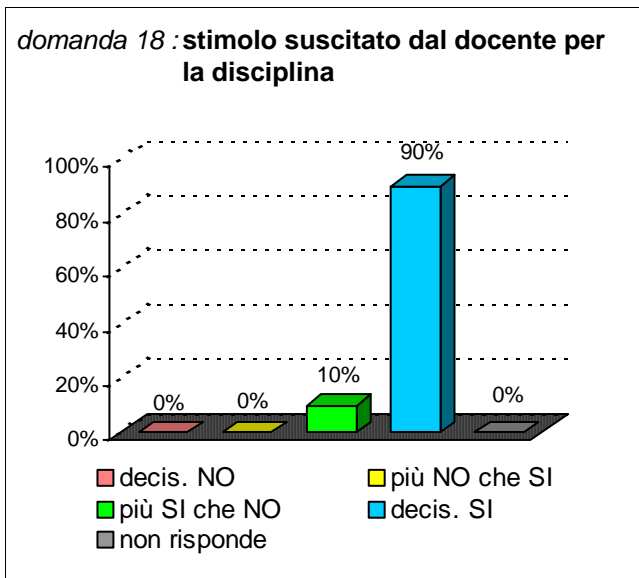
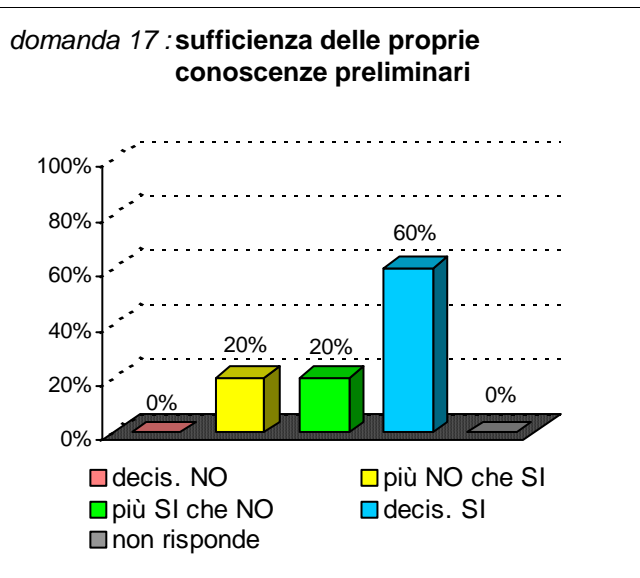


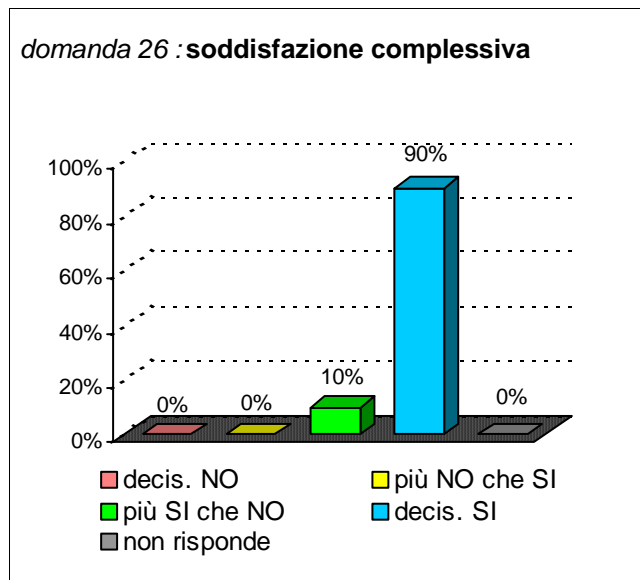
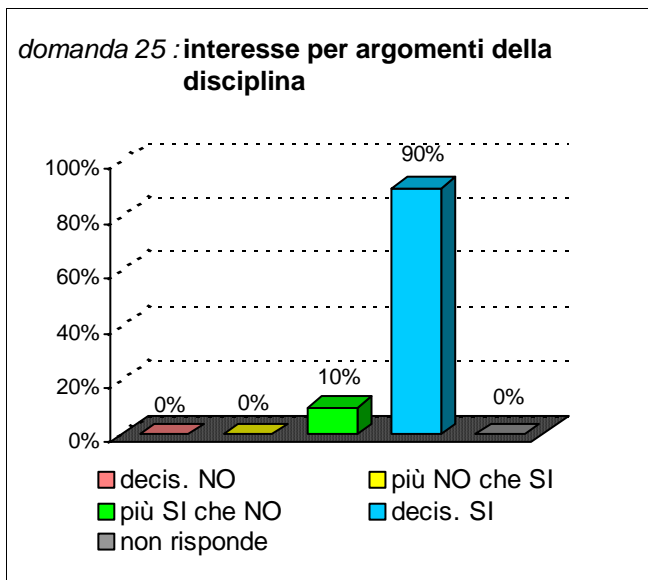
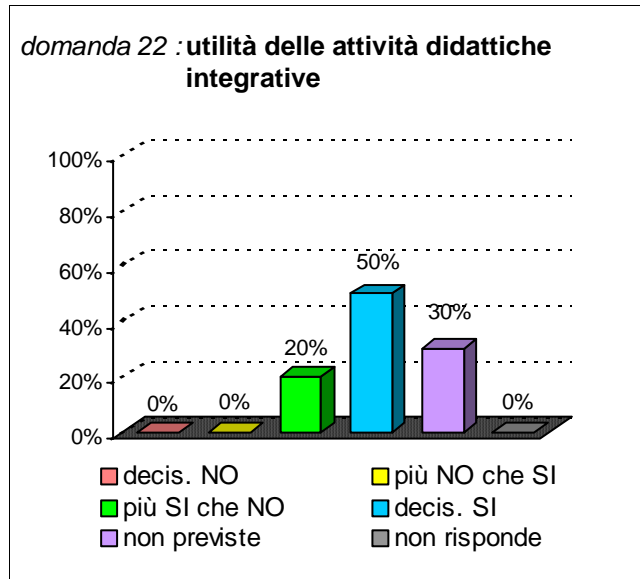
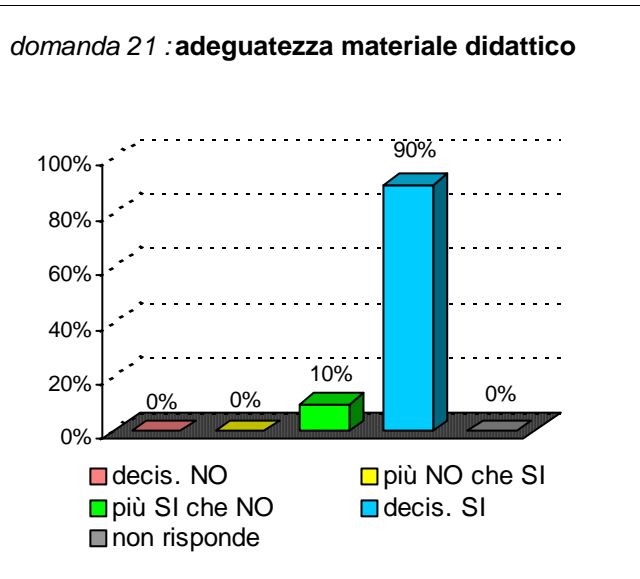
domanda 16 : reperibilità del docente





Didattica e Soddisfazione





Sintesi delle valutazioni (domande qualitative) dell'insegnamento confrontate con quelle del rispettivo Corso di Studi e del Dipartimento di afferenza

Valutazione dell' insegnamento con codice : 32215

domanda	decis. NO	più NO che SI	più SI che NO	decis. SI	non previste	non risponde
14	0%	0%	0%	100%		0%
15	0%	0%	0%	100%		0%
16	0%	0%	0%	100%		0%
17	0%	20%	20%	60%		0%
18	0%	0%	10%	90%		0%
19	0%	0%	0%	100%		0%
20	0%	0%	20%	80%		0%
21	0%	0%	10%	90%		0%
22	0%	0%	20%	50%	30%	0%
25	0%	0%	10%	90%		0%
26	0%	0%	10%	90%		0%

Valutazione del corso di laurea :

Matematica

classe : LM-40

sede didattica : CATANIA

domanda	decis. NO	più NO che SI	più SI che NO	decis. SI	non previste	non risponde
14	1%	5%	42%	52%		0%
15	1%	4%	35%	60%		0%
16	0%	1%	44%	54%		1%
17	1%	16%	49%	34%		0%
18	2%	14%	49%	35%		0%
19	3%	10%	49%	37%		0%
20	3%	11%	47%	38%		1%
21	1%	10%	46%	41%		1%
22	0%	1%	6%	7%	83%	3%
25	4%	7%	40%	48%		0%
26	3%	7%	49%	42%		0%

Valutazione del Dipart. : **Matematica e Informatica**

domanda	decis. NO	più NO che SI	più SI che NO	decis. SI	non previste	non risponde
14	2%	11%	39%	48%		1%
15	2%	6%	35%	56%		0%
16	2%	6%	38%	54%		1%
17	6%	21%	47%	25%		0%
18	5%	18%	43%	33%		1%
19	5%	15%	43%	36%		0%
20	4%	13%	51%	30%		1%
21	3%	13%	50%	33%		1%
22	2%	6%	19%	12%	58%	3%
25	4%	11%	38%	47%		0%
26	5%	13%	46%	36%		1%