

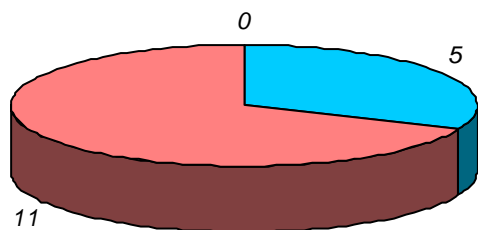
schede valide : 16

schede bianche : 0

schede nulle : 0

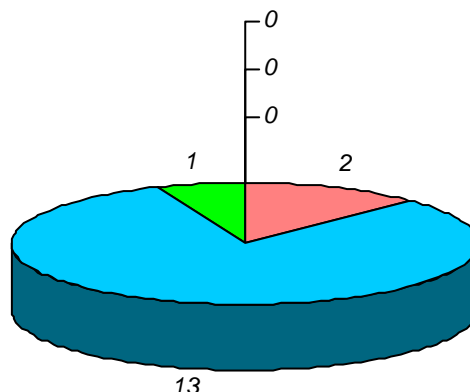
Informazioni degli studenti

domanda 1: sesso



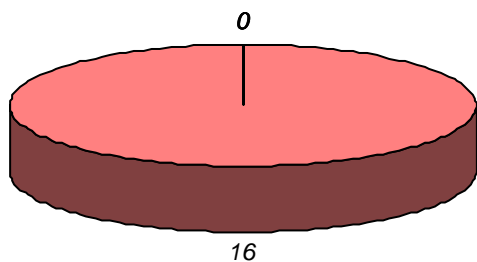
maschio femmina non risponde

domanda 2: diploma scuola media sup.



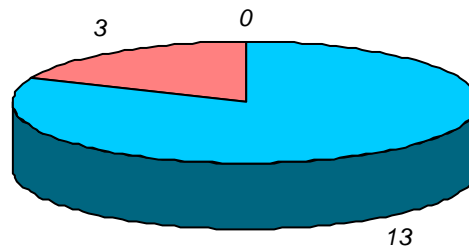
classico tecnico-prof.le scientifico magistrale altro non risponde

domanda 3: posizione lavorativa



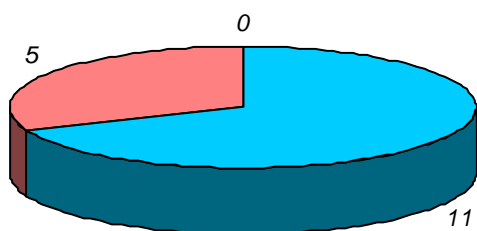
non lavora dependente continuo dependente saltuario autonomo impresa famil. non risponde

domanda 4: posizione universitaria



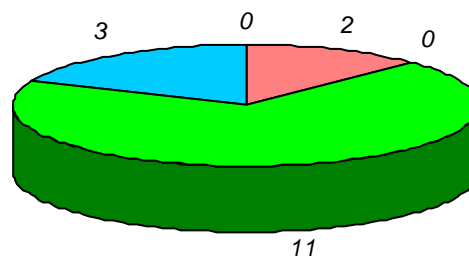
in corso fuori corso/ripetente non risponde

domanda 5: in regola con gli esami



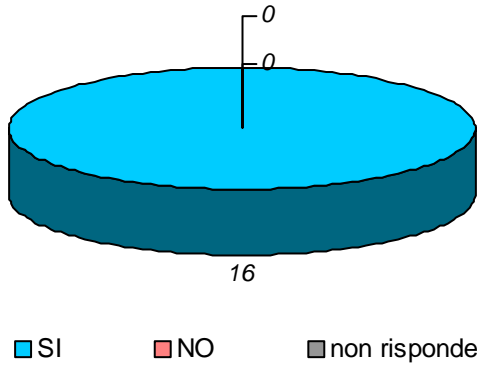
SI NO non risponde

domanda 6: votazione media esami

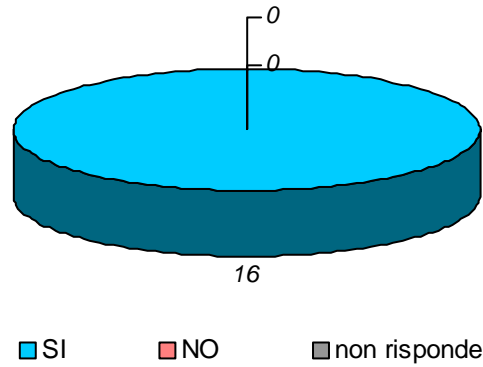


18-20 21-24 25-27 28-30 non risponde

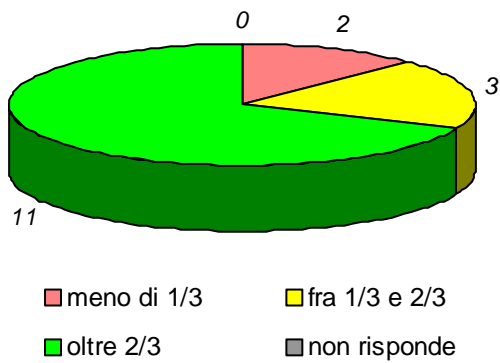
domanda 7: prima volta che affronta l'esame della disciplina



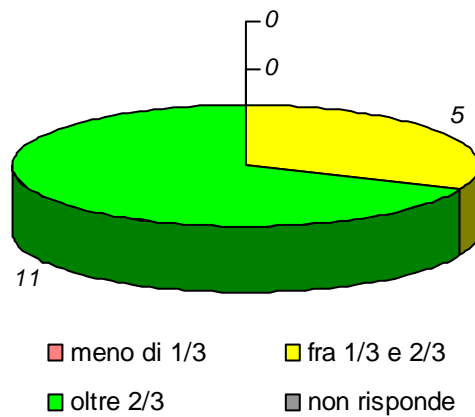
domanda 8: prima volta che segue la disciplina



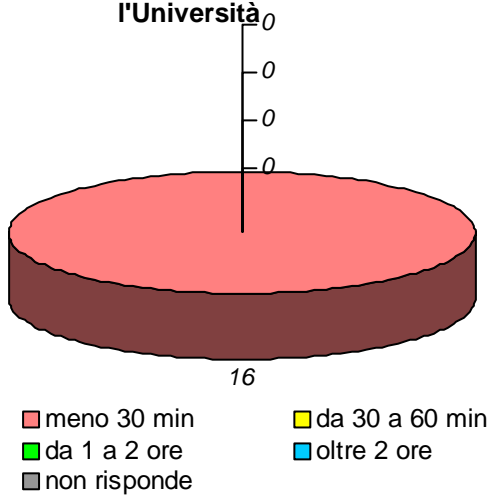
domanda 9: percentuale di frequenza della disciplina



domanda 10 : percentuale di frequenza delle discipline del piano studi

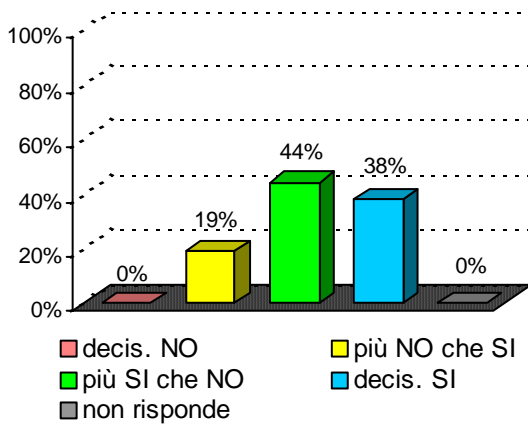


domanda 11 : tempo medio per raggiungere l'Università

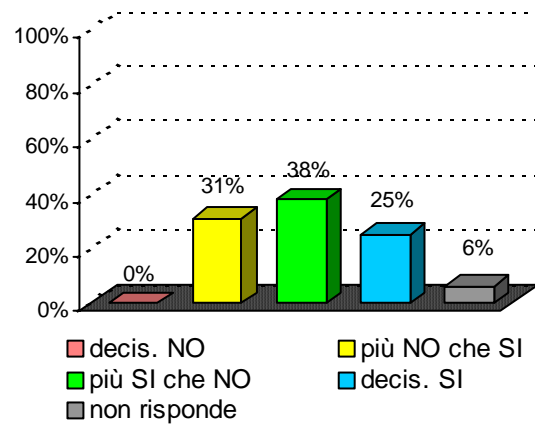


**Organizzazione e Infrastrutture**

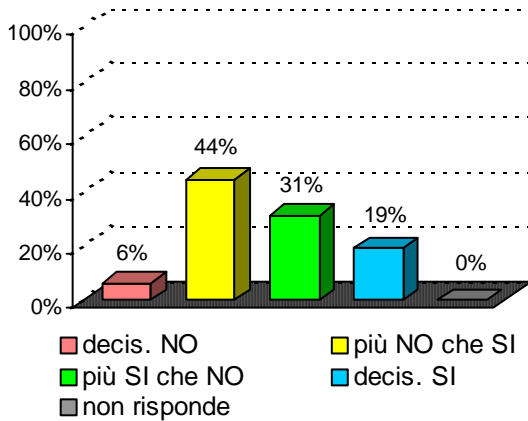
**domanda 12 : accettabilità carico studio totale**



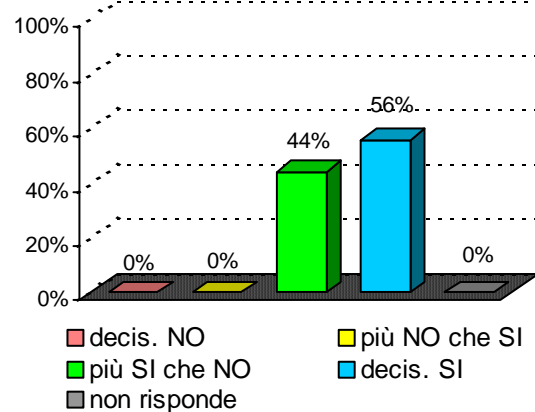
**domanda 13 : accettabilità organizzazione complessiva**



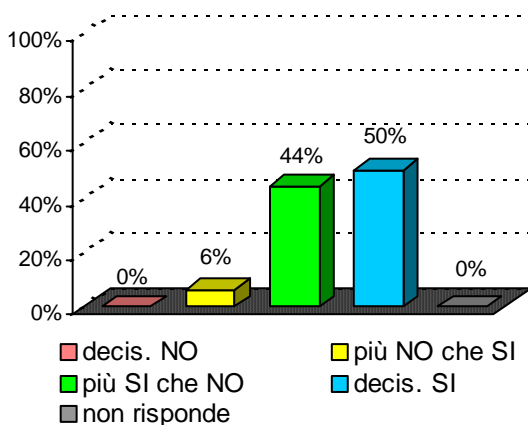
**domanda 14 : chiarezza definizione modalità esame**

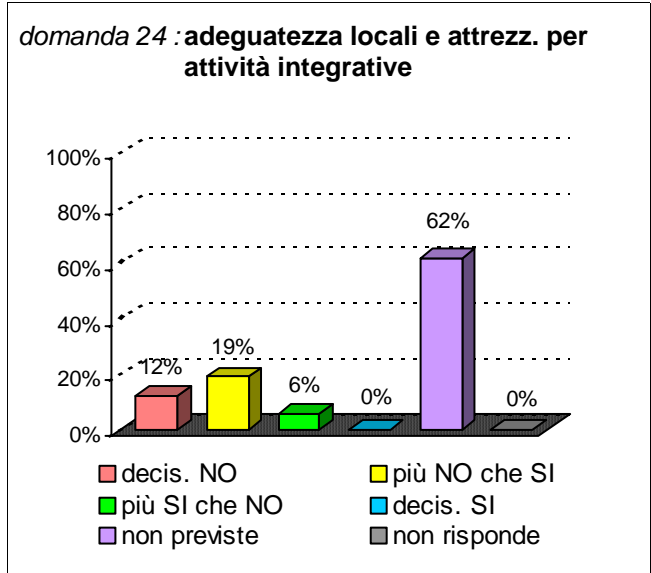
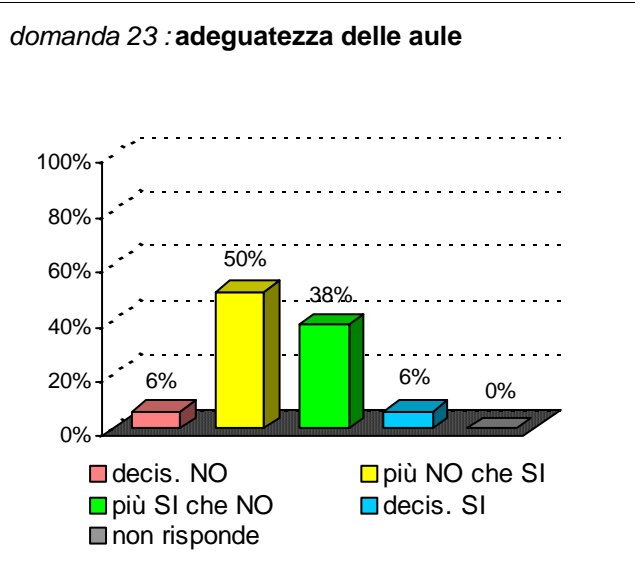


**domanda 15 : rispetto orari svolgimento didattica**

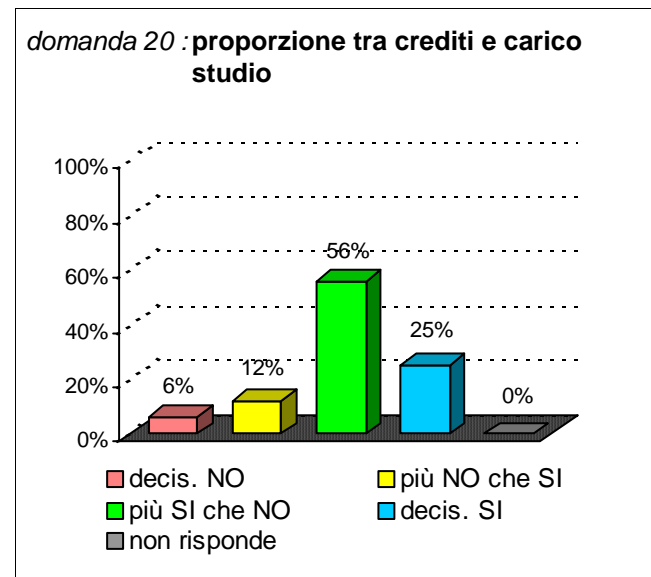
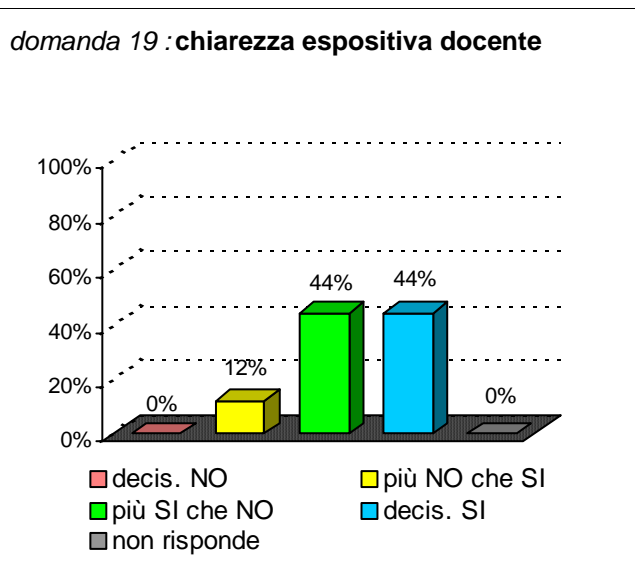
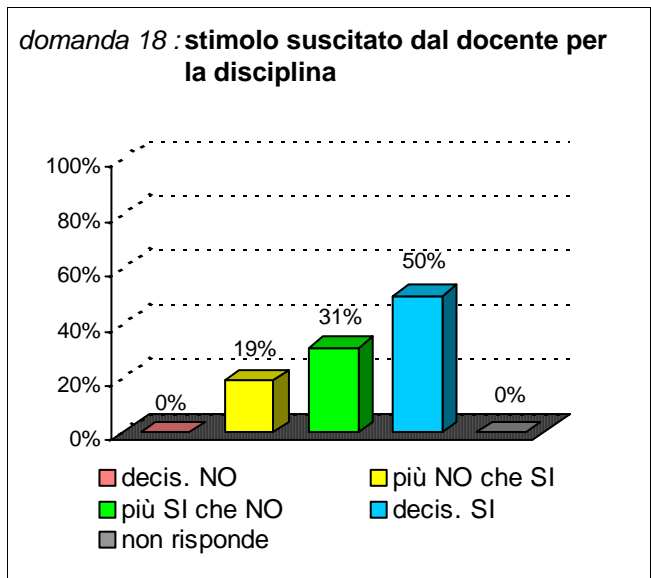
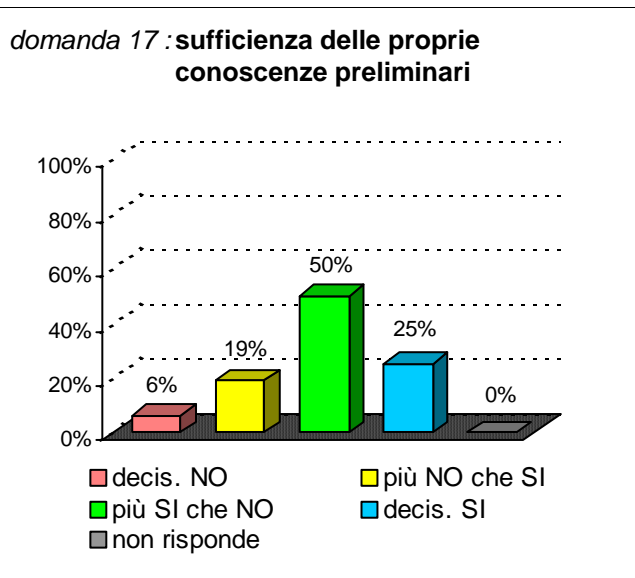


**domanda 16 : reperibilità del docente**

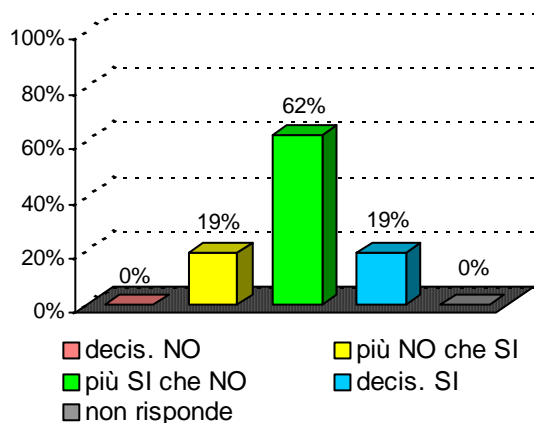




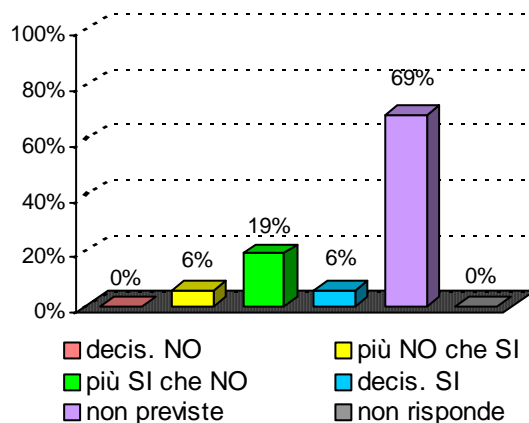
**Didattica e Soddisfazione**



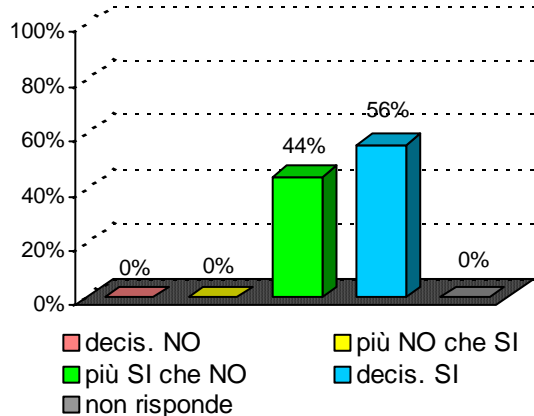
domanda 21 : adeguatezza materiale didattico



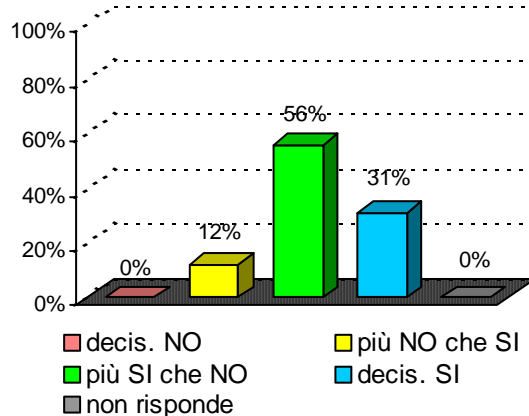
domanda 22 : utilità delle attività didattiche integrative



domanda 25 : interesse per argomenti della disciplina



domanda 26 : soddisfazione complessiva



**Sintesi delle valutazioni (domande qualitative) dell'insegnamento confrontate con quelle del rispettivo Corso di Studi e del Dipartimento di afferenza**

Valutazione dell' insegnamento con codice : 32809

| domanda | decis. NO | più NO che SI | più SI che NO | decis. SI | non previste | non risponde |
|---------|-----------|---------------|---------------|-----------|--------------|--------------|
| 14      | 6%        | 44%           | 31%           | 19%       |              | 0%           |
| 15      | 0%        | 0%            | 44%           | 56%       |              | 0%           |
| 16      | 0%        | 6%            | 44%           | 50%       |              | 0%           |
| 17      | 6%        | 19%           | 50%           | 25%       |              | 0%           |
| 18      | 0%        | 19%           | 31%           | 50%       |              | 0%           |
| 19      | 0%        | 12%           | 44%           | 44%       |              | 0%           |
| 20      | 6%        | 12%           | 56%           | 25%       |              | 0%           |
| 21      | 0%        | 19%           | 62%           | 19%       |              | 0%           |
| 22      | 0%        | 6%            | 19%           | 6%        | 69%          | 0%           |
| 25      | 0%        | 0%            | 44%           | 56%       |              | 0%           |
| 26      | 0%        | 12%           | 56%           | 31%       |              | 0%           |

Valutazione del corso di laurea :

**Architettura**

classe : LM-4

sede didattica : SIRACUSA

| domanda | decis. NO | più NO che SI | più SI che NO | decis. SI | non previste | non risponde |
|---------|-----------|---------------|---------------|-----------|--------------|--------------|
| 14      | 9%        | 22%           | 37%           | 31%       |              | 1%           |
| 15      | 7%        | 12%           | 35%           | 45%       |              | 1%           |
| 16      | 5%        | 11%           | 39%           | 45%       |              | 1%           |
| 17      | 8%        | 18%           | 47%           | 26%       |              | 0%           |
| 18      | 7%        | 18%           | 43%           | 31%       |              | 1%           |
| 19      | 7%        | 16%           | 38%           | 38%       |              | 1%           |
| 20      | 5%        | 11%           | 54%           | 30%       |              | 1%           |
| 21      | 10%       | 19%           | 47%           | 24%       |              | 1%           |
| 22      | 4%        | 7%            | 30%           | 20%       | 36%          | 3%           |
| 25      | 2%        | 6%            | 36%           | 56%       |              | 0%           |
| 26      | 6%        | 18%           | 45%           | 30%       |              | 0%           |

Valutazione del Dipart. : **Strutt. Didattica Speciale SR**

| domanda | decis. NO | più NO che SI | più SI che NO | decis. SI | non previste | non risponde |
|---------|-----------|---------------|---------------|-----------|--------------|--------------|
| 14      | 9%        | 22%           | 37%           | 31%       |              | 1%           |
| 15      | 7%        | 12%           | 35%           | 45%       |              | 1%           |
| 16      | 5%        | 11%           | 39%           | 45%       |              | 1%           |
| 17      | 8%        | 18%           | 47%           | 26%       |              | 0%           |
| 18      | 7%        | 18%           | 43%           | 31%       |              | 1%           |
| 19      | 7%        | 16%           | 38%           | 38%       |              | 1%           |
| 20      | 5%        | 11%           | 54%           | 30%       |              | 1%           |
| 21      | 10%       | 19%           | 47%           | 24%       |              | 1%           |
| 22      | 4%        | 7%            | 30%           | 20%       | 36%          | 3%           |
| 25      | 2%        | 6%            | 36%           | 56%       |              | 0%           |
| 26      | 6%        | 18%           | 45%           | 30%       |              | 0%           |