

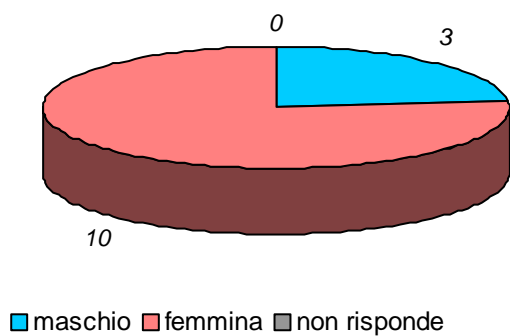
schede valide : 13

schede bianche : 0

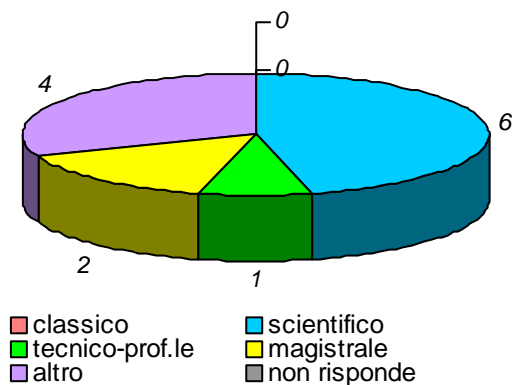
schede nulle : 0

Informazioni degli studenti

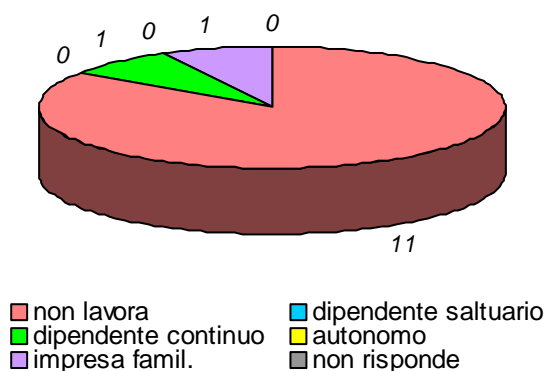
domanda 1: sesso



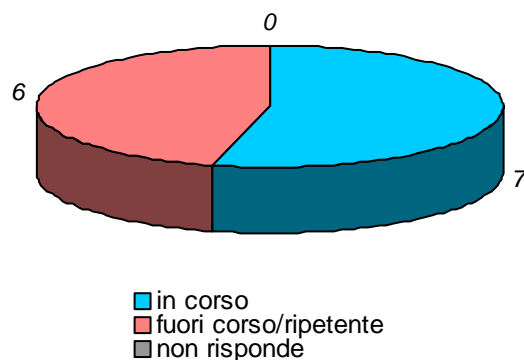
domanda 2: diploma scuola media sup.



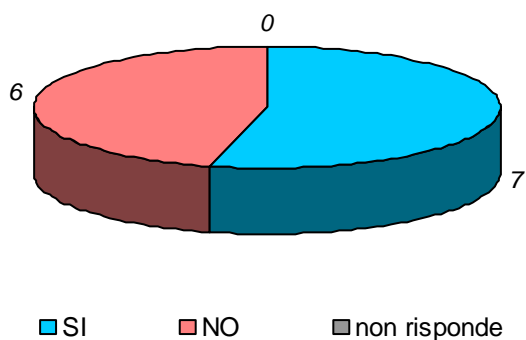
domanda 3: posizione lavorativa



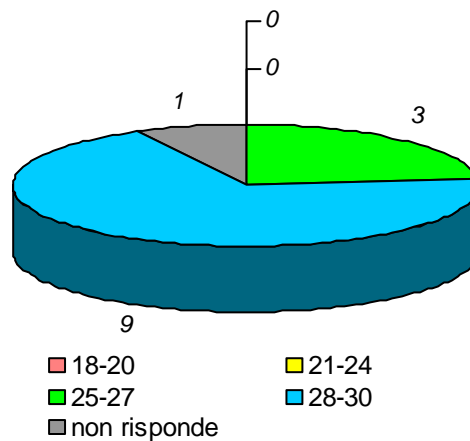
domanda 4: posizione universitaria



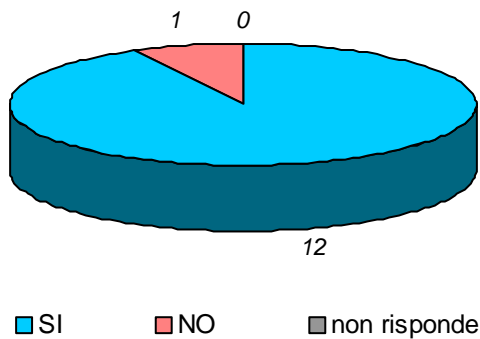
domanda 5: in regola con gli esami



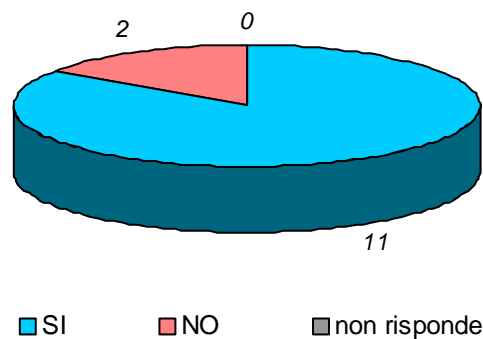
domanda 6: votazione media esami



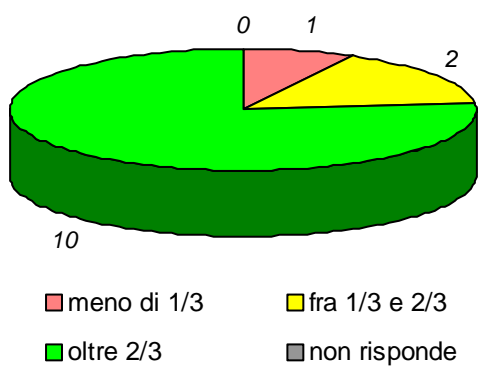
domanda 7: prima volta che affronta l'esame della disciplina



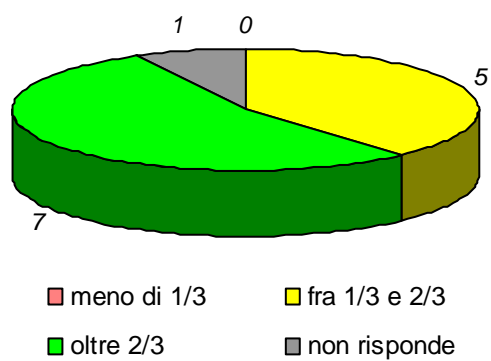
domanda 8: prima volta che segue la disciplina



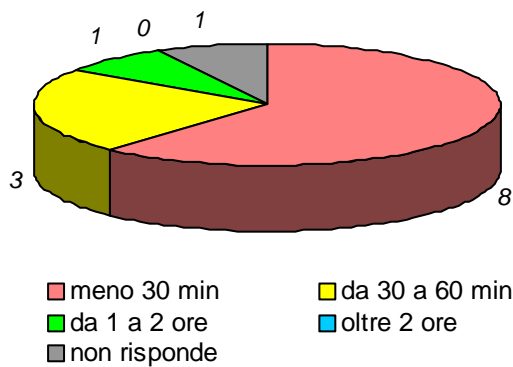
domanda 9: percentuale di frequenza della disciplina



domanda 10 : percentuale di frequenza delle discipline del piano studi

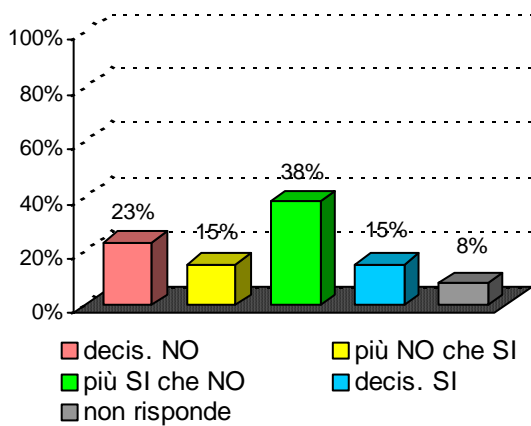


domanda 11 : tempo medio per raggiungere l'Università

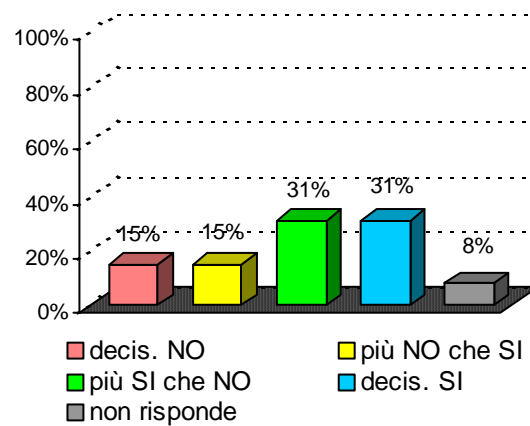


Organizzazione e Infrastrutture

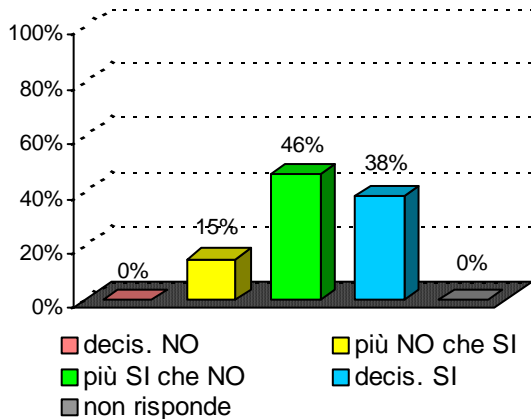
domanda 12 : accettabilità carico studio totale



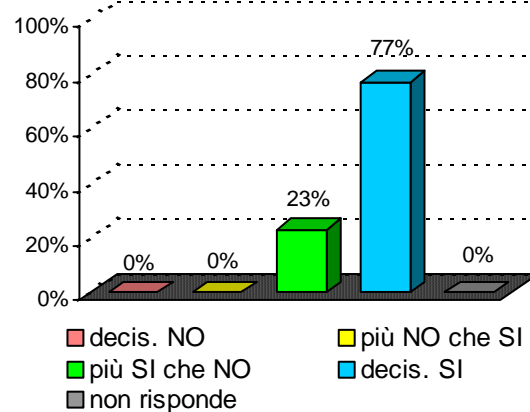
domanda 13 : accettabilità organizzazione complessiva



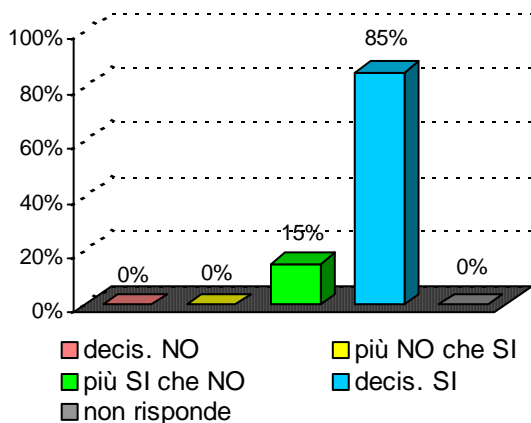
domanda 14 : chiarezza definizione modalità esame

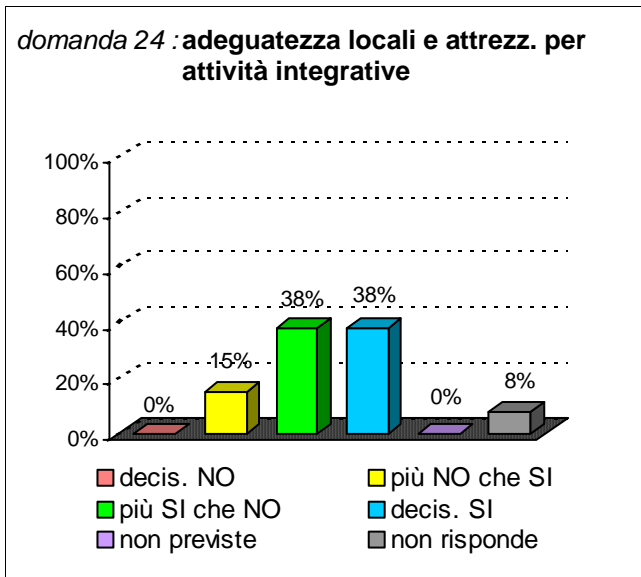
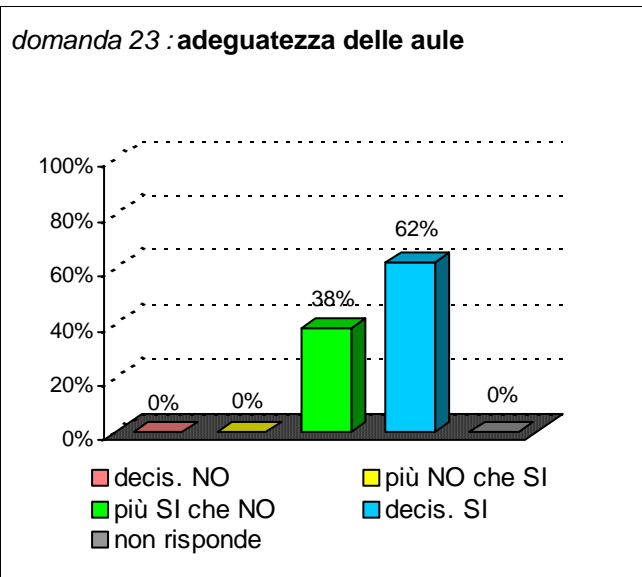


domanda 15 : rispetto orari svolgimento didattica

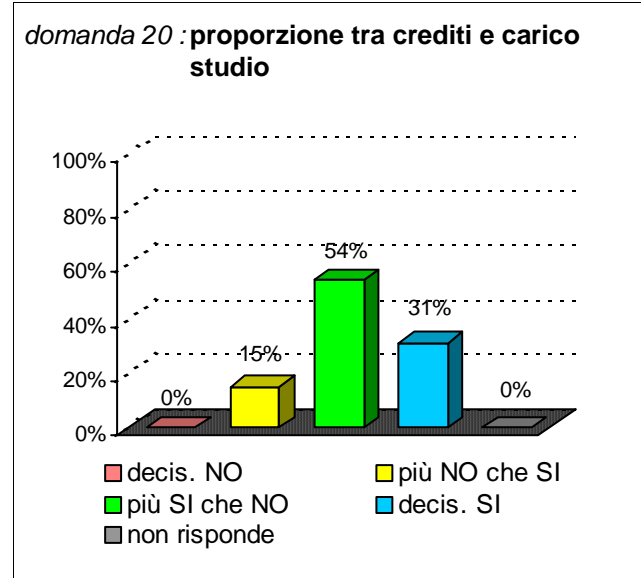
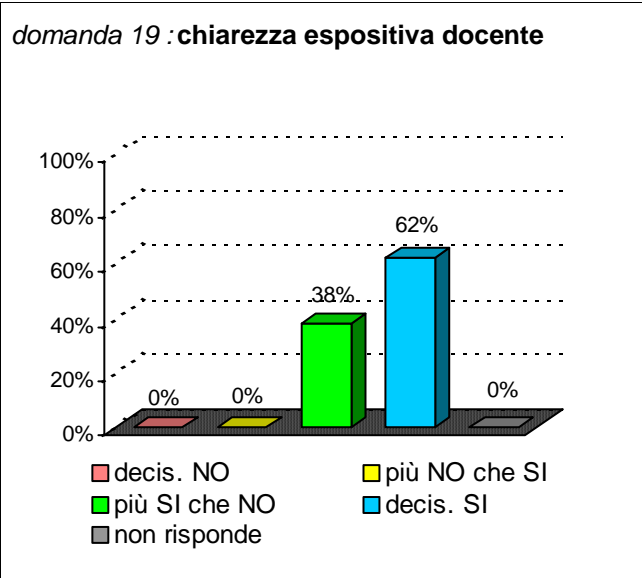
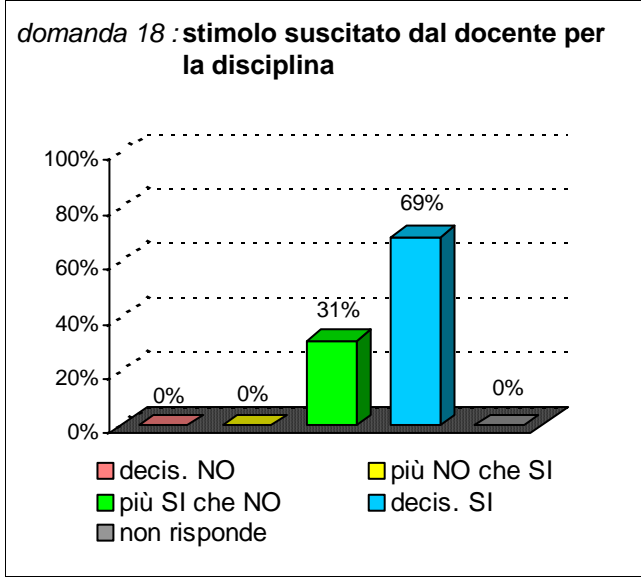
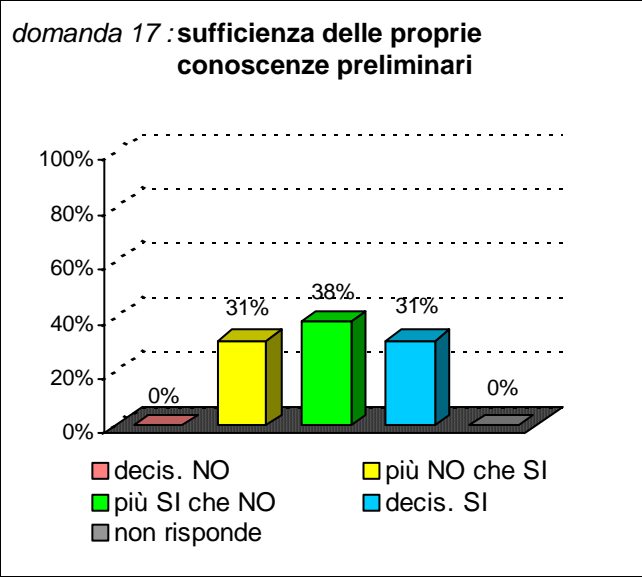


domanda 16 : reperibilità del docente

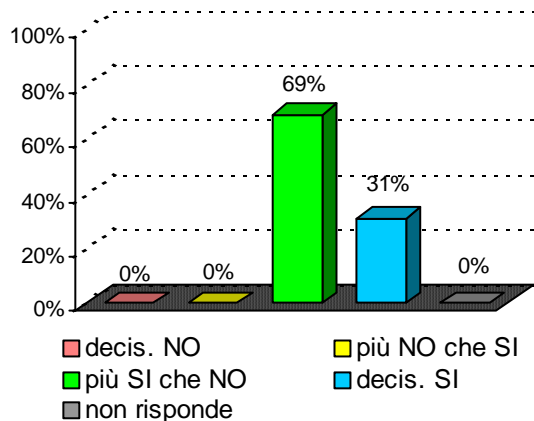




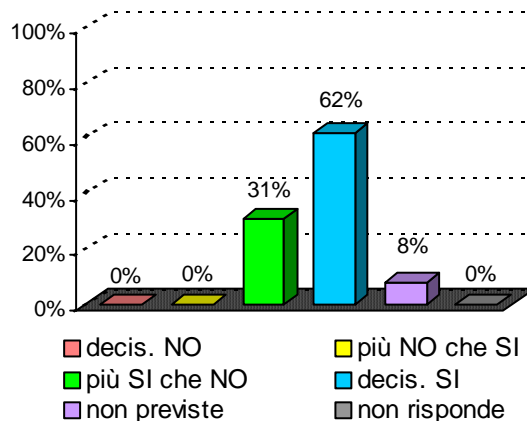
Didattica e Soddisfazione



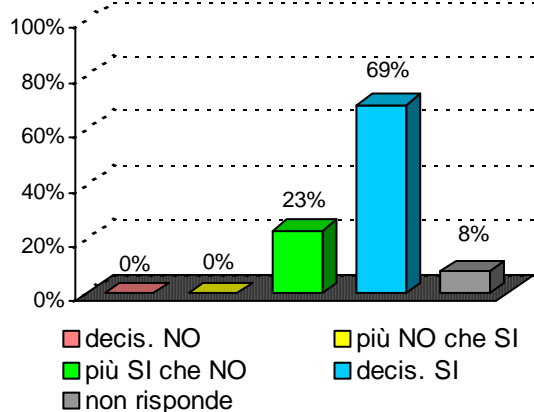
domanda 21 : adeguatezza materiale didattico



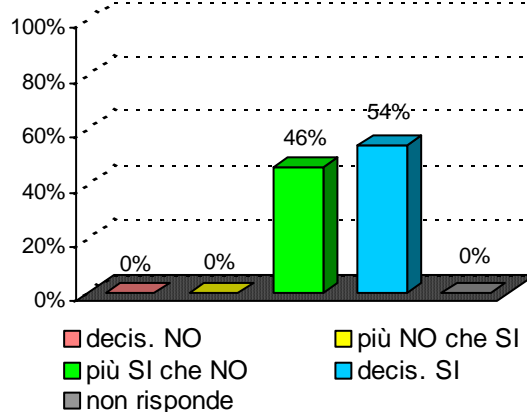
domanda 22 : utilità delle attività didattiche integrative



domanda 25 : interesse per argomenti della disciplina



domanda 26 : soddisfazione complessiva



Sintesi delle valutazioni (domande qualitative) dell'insegnamento confrontate con quelle del rispettivo Corso di Studi e del Dipartimento di afferenza

Valutazione dell' insegnamento con codice : 33845

domanda	decis. NO	più NO che SI	più SI che NO	decis. SI	non previste	non risponde
14	0%	15%	46%	38%		0%
15	0%	0%	23%	77%		0%
16	0%	0%	15%	85%		0%
17	0%	31%	38%	31%		0%
18	0%	0%	31%	69%		0%
19	0%	0%	38%	62%		0%
20	0%	15%	54%	31%		0%
21	0%	0%	69%	31%		0%
22	0%	0%	31%	62%	8%	0%
25	0%	0%	23%	69%		8%
26	0%	0%	46%	54%		0%

Valutazione del corso di laurea :

Lingue e culture europee ed extraeuropee

classe : LM-37

sede didattica : RAGUSA

domanda	decis. NO	più NO che SI	più SI che NO	decis. SI	non previste	non risponde
14	2%	15%	45%	36%		1%
15	1%	4%	37%	58%		0%
16	0%	3%	31%	66%		0%
17	1%	11%	51%	37%		0%
18	0%	6%	36%	58%		0%
19	0%	7%	31%	61%		1%
20	1%	7%	49%	43%		0%
21	0%	8%	44%	48%		0%
22	0%	4%	34%	44%	18%	0%
25	0%	4%	29%	66%		0%
26	2%	5%	36%	57%		0%

Valutazione del Dipart. : **Strutt. Didattica Speciale RG**

domanda	decis. NO	più NO che SI	più SI che NO	decis. SI	non previste	non risponde
14	3%	16%	45%	35%		1%
15	2%	7%	38%	53%		0%
16	1%	3%	33%	63%		0%
17	5%	17%	47%	30%		0%
18	3%	7%	37%	54%		0%
19	2%	7%	36%	54%		1%
20	3%	14%	48%	34%		1%
21	2%	8%	46%	43%		0%
22	1%	5%	31%	33%	29%	1%
25	1%	4%	29%	66%		0%
26	2%	8%	39%	50%		0%