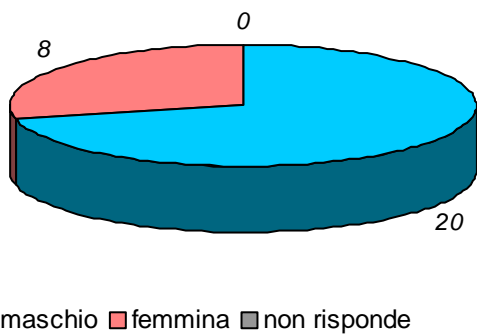


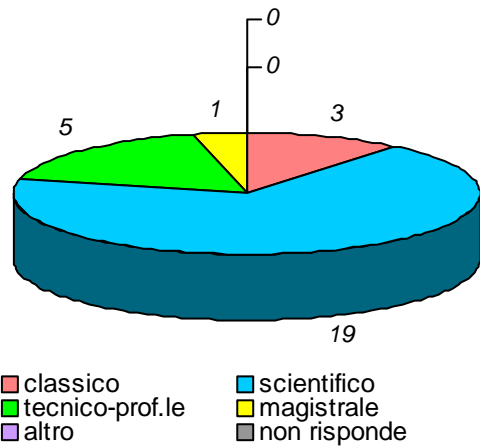
schede valide : 28 schede bianche : 0 schede nulle : 0

Informazioni degli studenti

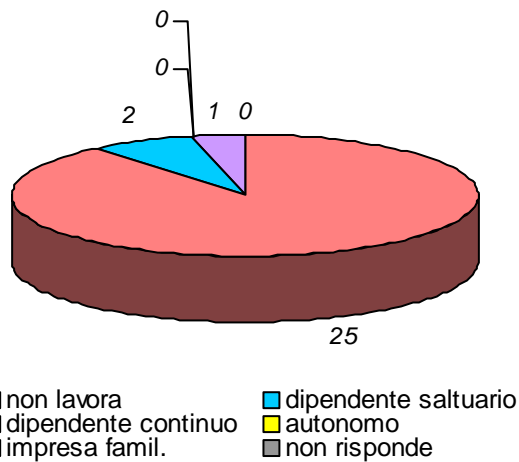
domanda 1: sesso



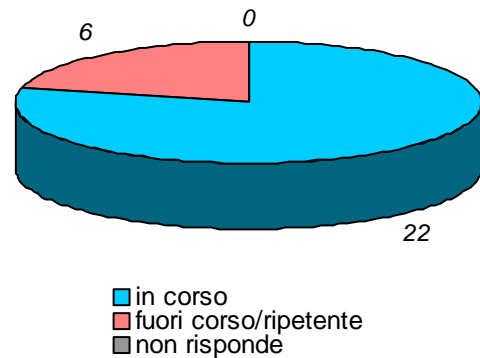
domanda 2: diploma scuola media sup.



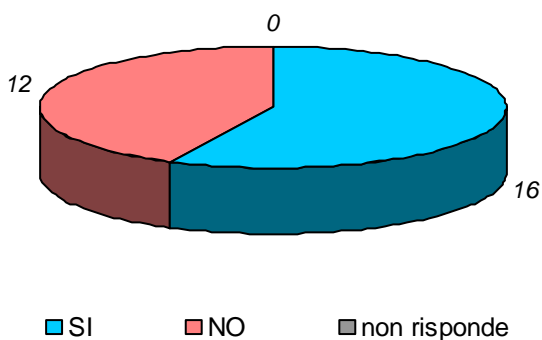
domanda 3: posizione lavorativa



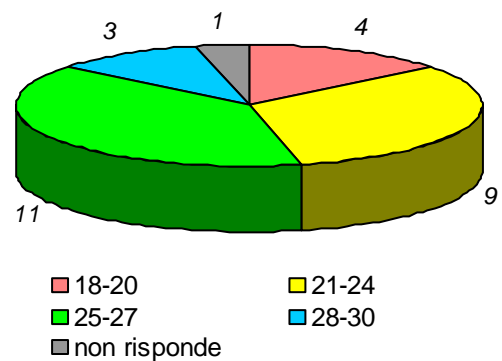
domanda 4: posizione universitaria



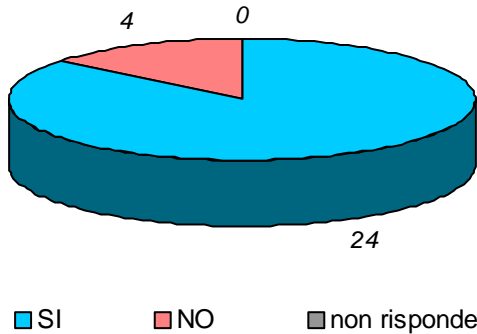
domanda 5: in regola con gli esami



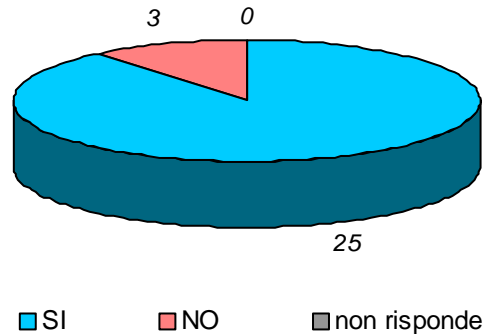
domanda 6: votazione media esami



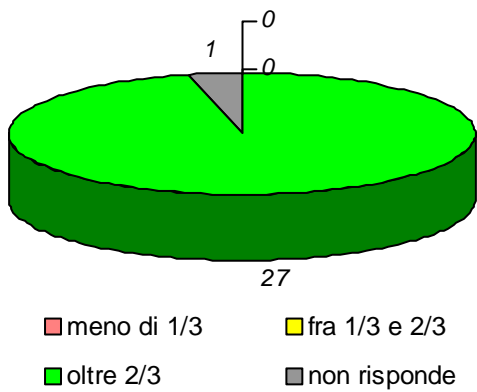
domanda 7: prima volta che affronta l'esame della disciplina



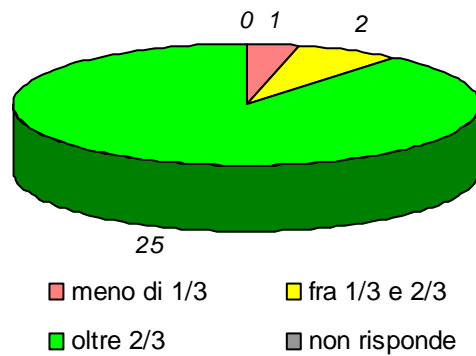
domanda 8: prima volta che segue la disciplina



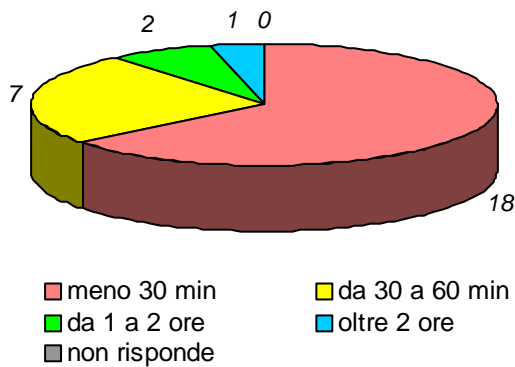
domanda 9: percentuale di frequenza della disciplina



domanda 10 : percentuale di frequenza delle discipline del piano studi

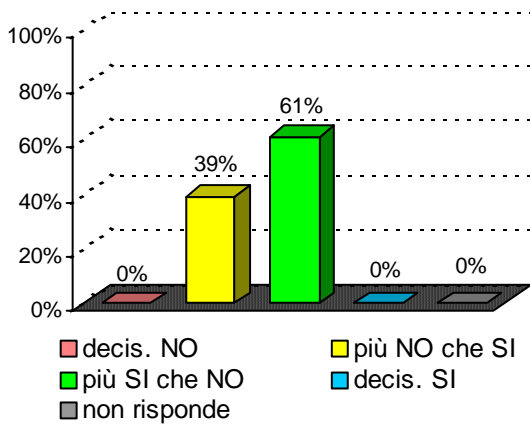


domanda 11 : tempo medio per raggiungere l'Università

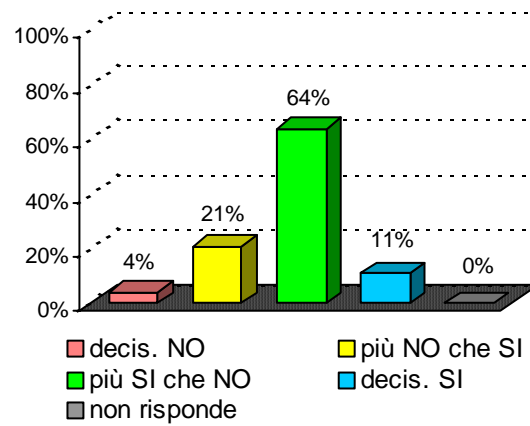


Organizzazione e Infrastrutture

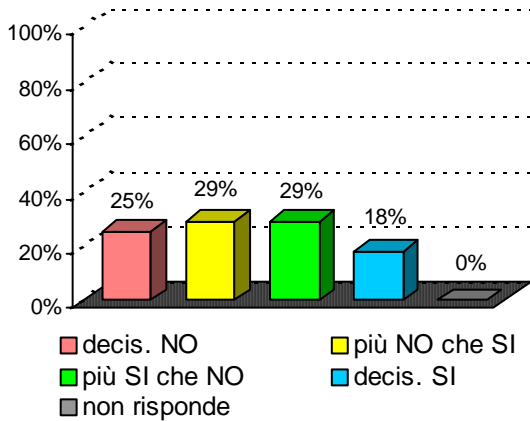
domanda 12 : accettabilità carico studio totale



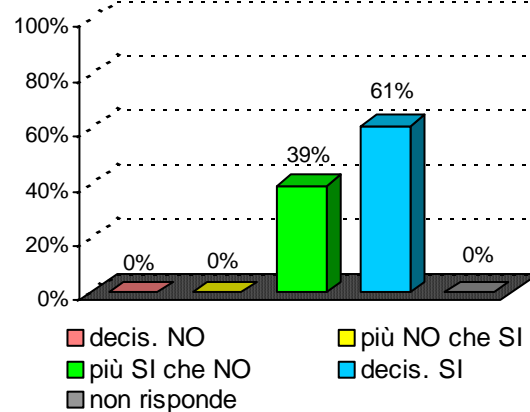
domanda 13 : accettabilità organizzazione complessiva



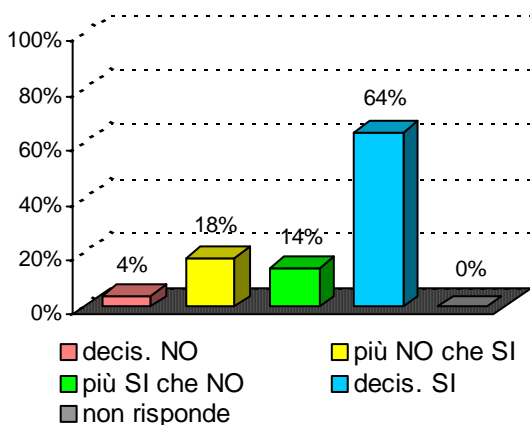
domanda 14 : chiarezza definizione modalità esame

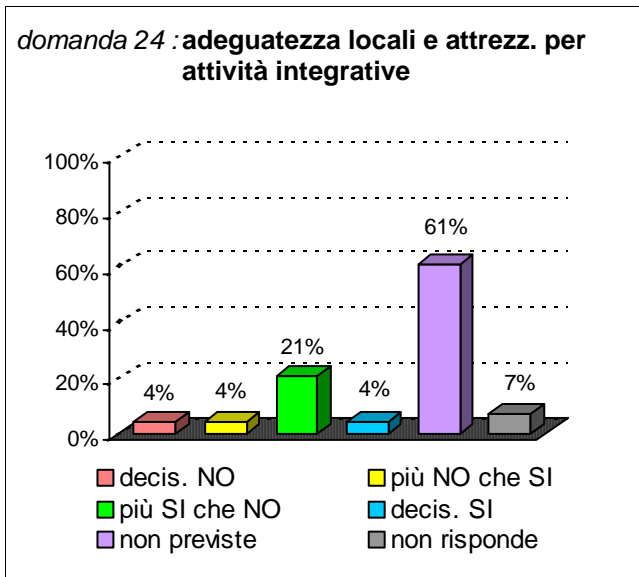
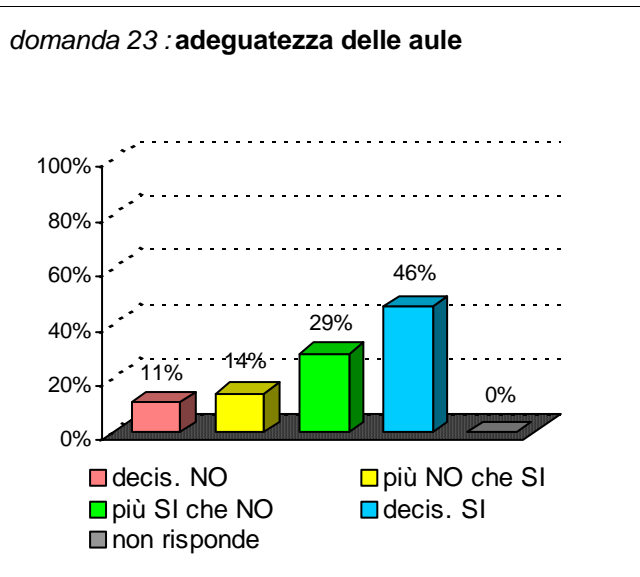


domanda 15 : rispetto orari svolgimento didattica

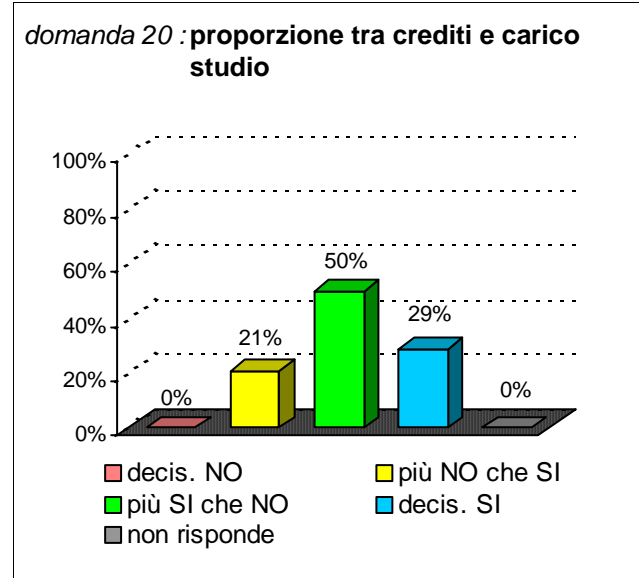
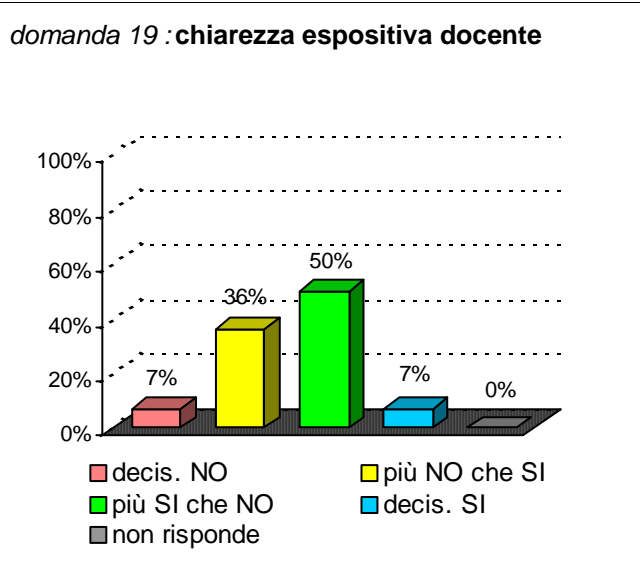
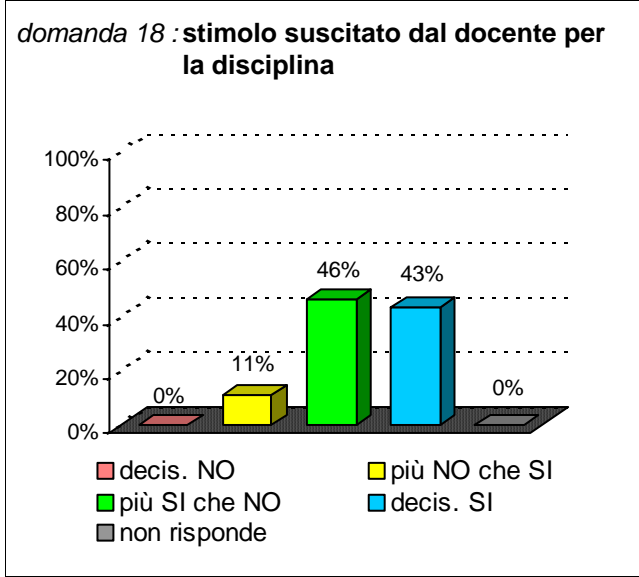
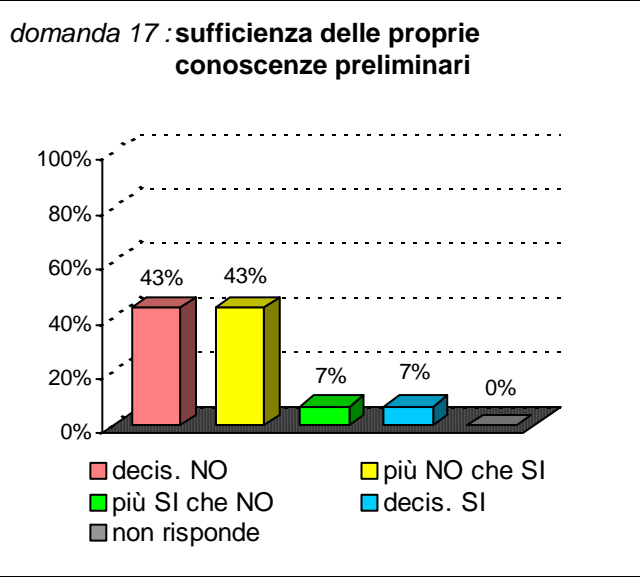


domanda 16 : reperibilità del docente

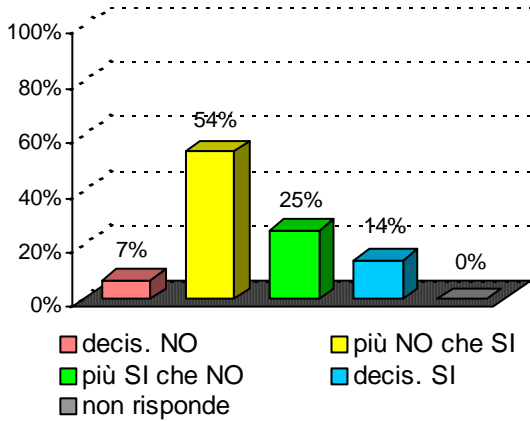




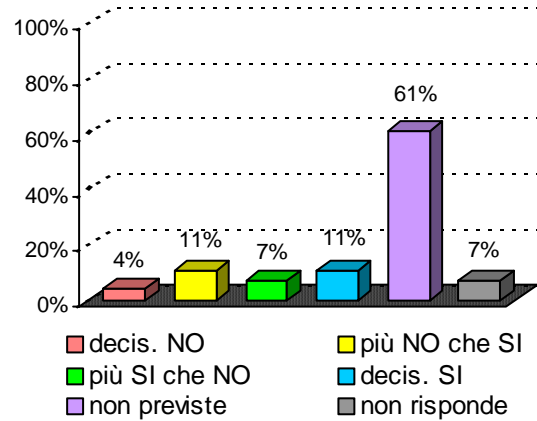
Didattica e Soddisfazione



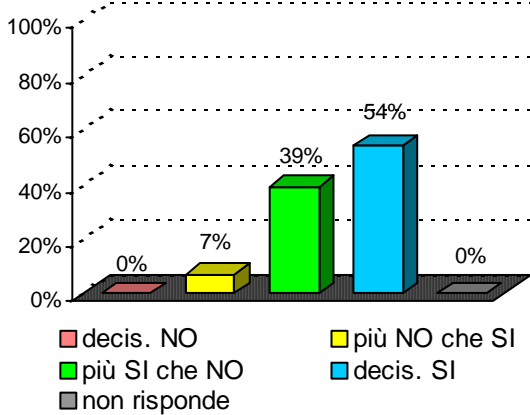
domanda 21 : adeguatezza materiale didattico



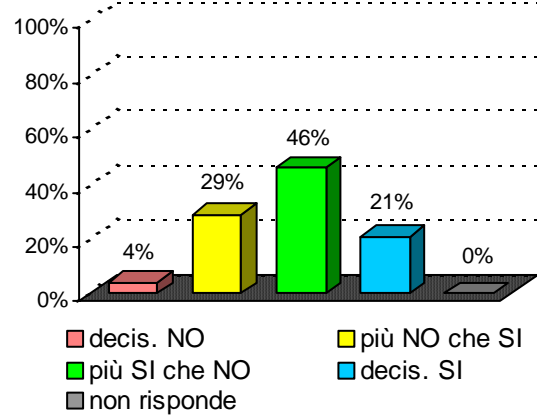
domanda 22 : utilità delle attività didattiche integrative



domanda 25 : interesse per argomenti della disciplina



domanda 26 : soddisfazione complessiva



Sintesi delle valutazioni (domande qualitative) dell'insegnamento confrontate con quelle del rispettivo Corso di Studi e del Dipartimento di afferenza

Valutazione dell' insegnamento con codice : 30730

domanda	decis. NO	più NO che SI	più SI che NO	decis. SI	non previste	non risponde
14	25%	29%	29%	18%		0%
15	0%	0%	39%	61%		0%
16	4%	18%	14%	64%		0%
17	43%	43%	7%	7%		0%
18	0%	11%	46%	43%		0%
19	7%	36%	50%	7%		0%
20	0%	21%	50%	29%		0%
21	7%	54%	25%	14%		0%
22	4%	11%	7%	11%	61%	7%
25	0%	7%	39%	54%		0%
26	4%	29%	46%	21%		0%

Valutazione del corso di laurea :

Ingegneria industriale

classe : L-9

sede didattica : CATANIA

domanda	decis. NO	più NO che SI	più SI che NO	decis. SI	non previste	non risponde
14	6%	14%	37%	42%		1%
15	7%	10%	34%	48%		1%
16	5%	12%	42%	39%		2%
17	11%	26%	45%	18%		1%
18	8%	20%	46%	25%		1%
19	6%	16%	46%	31%		1%
20	5%	13%	53%	28%		1%
21	6%	16%	50%	27%		1%
22	4%	7%	19%	11%	54%	5%
25	3%	10%	47%	40%		0%
26	6%	17%	49%	27%		0%

Valutazione del Dipart. : **Ingegneria Industriale**

domanda	decis. NO	più NO che SI	più SI che NO	decis. SI	non previste	non risponde
14	5%	13%	37%	43%		0%
15	6%	10%	34%	49%		1%
16	4%	11%	43%	41%		1%
17	9%	22%	48%	21%		1%
18	7%	20%	45%	28%		1%
19	6%	16%	45%	32%		1%
20	6%	14%	51%	29%		1%
21	5%	16%	50%	28%		1%
22	4%	7%	19%	14%	52%	4%
25	3%	9%	45%	42%		0%
26	6%	17%	48%	29%		0%