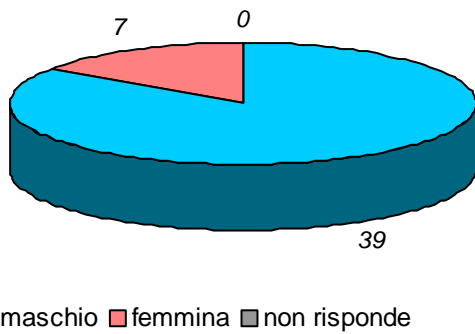


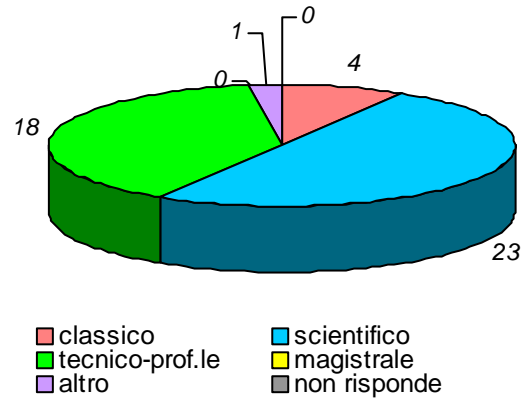
schede valide : 46    schede bianche : 0    schede nulle : 0

**Informazioni degli studenti**

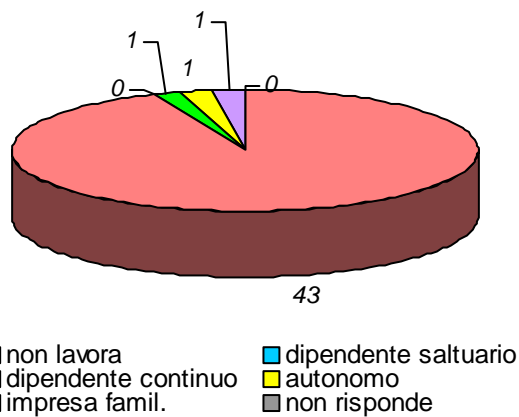
domanda 1: sesso



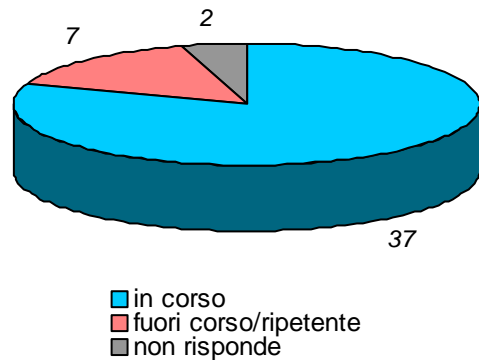
domanda 2: diploma scuola media sup.



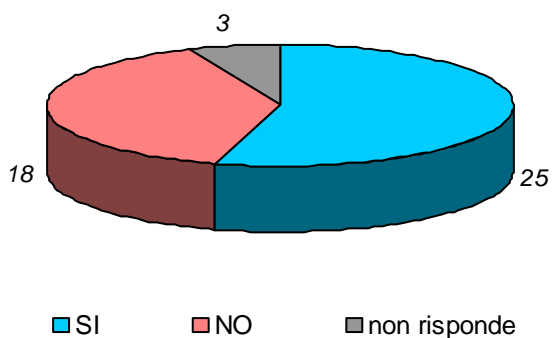
domanda 3: posizione lavorativa



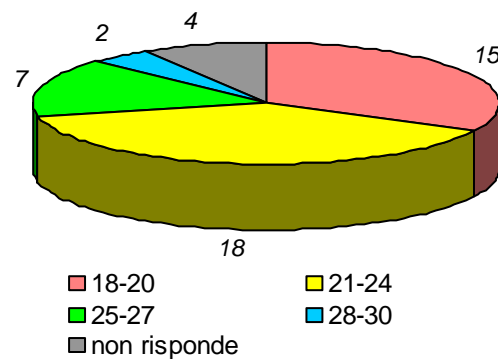
domanda 4: posizione universitaria



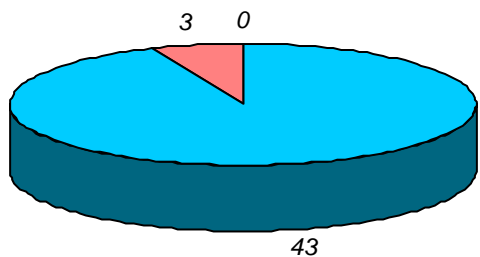
domanda 5: in regola con gli esami



domanda 6: votazione media esami

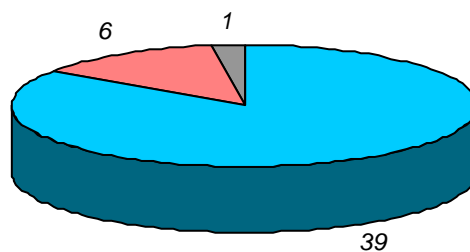


domanda 7: prima volta che affronta l'esame della disciplina



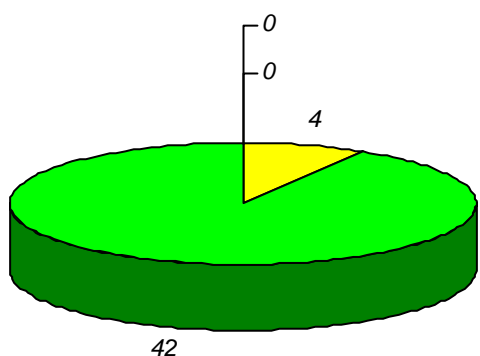
■ SI    ■ NO    ■ non risponde

domanda 8: prima volta che segue la disciplina



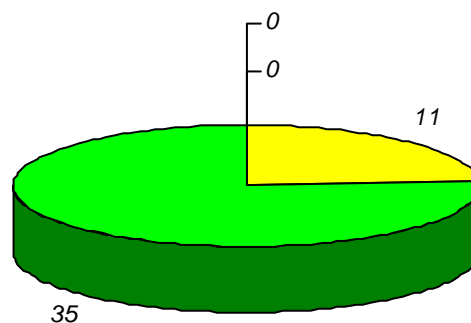
■ SI    ■ NO    ■ non risponde

domanda 9: percentuale di frequenza della disciplina



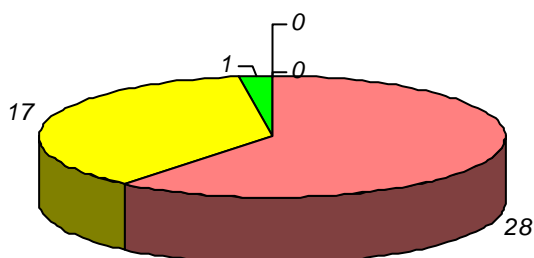
■ meno di 1/3    ■ fra 1/3 e 2/3  
■ oltre 2/3    ■ non risponde

domanda 10 : percentuale di frequenza delle discipline del piano studi



■ meno di 1/3    ■ fra 1/3 e 2/3  
■ oltre 2/3    ■ non risponde

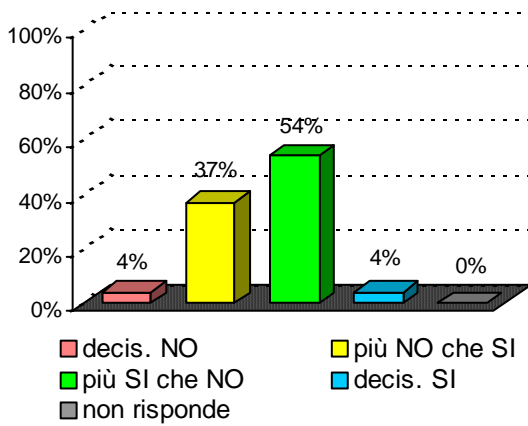
domanda 11 : tempo medio per raggiungere l'Università



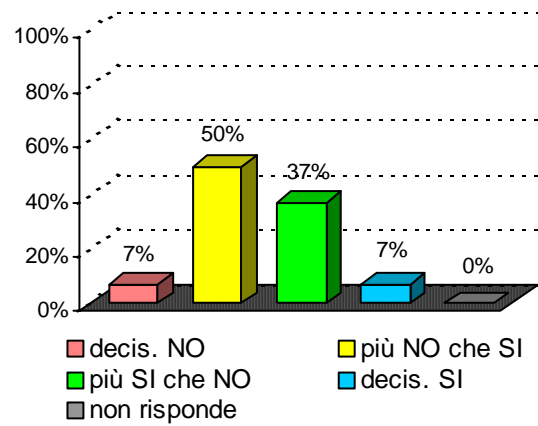
■ meno 30 min    ■ da 30 a 60 min  
■ da 1 a 2 ore    ■ oltre 2 ore  
■ non risponde

**Organizzazione e Infrastrutture**

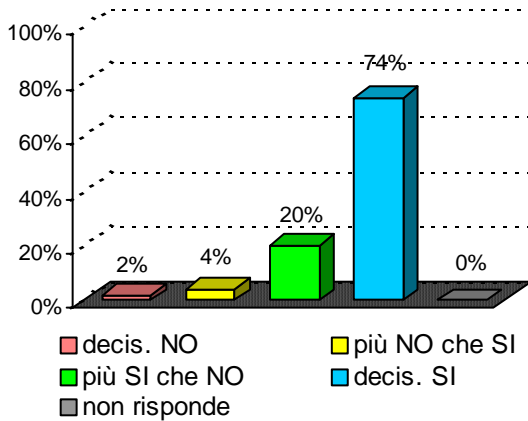
**domanda 12 : accettabilità carico studio totale**



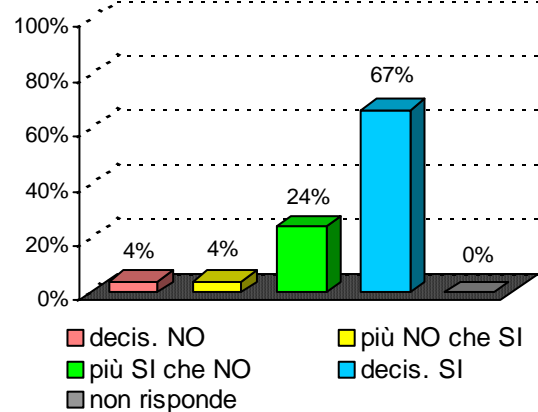
**domanda 13 : accettabilità organizzazione complessiva**



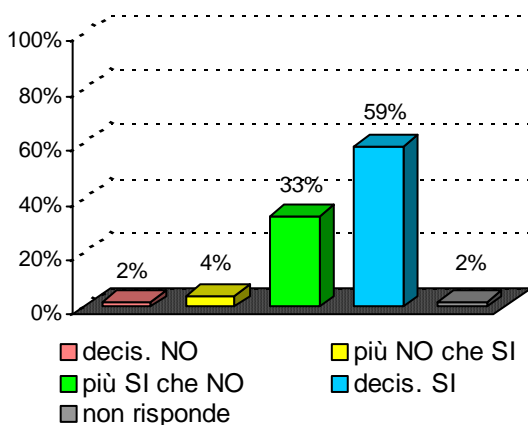
**domanda 14 : chiarezza definizione modalità esame**

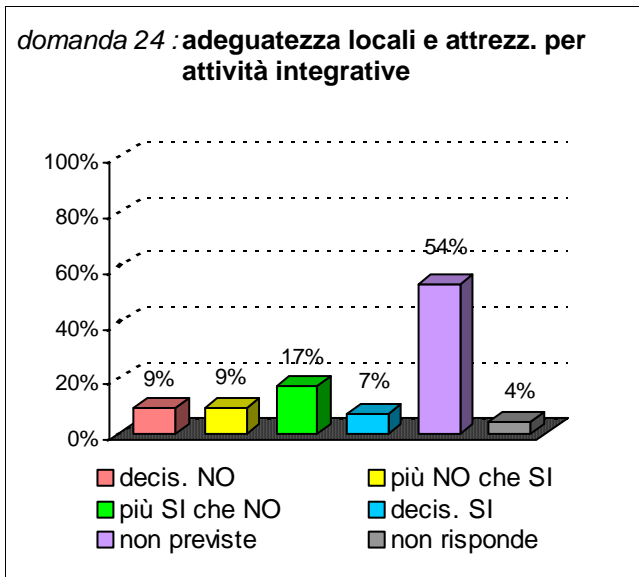
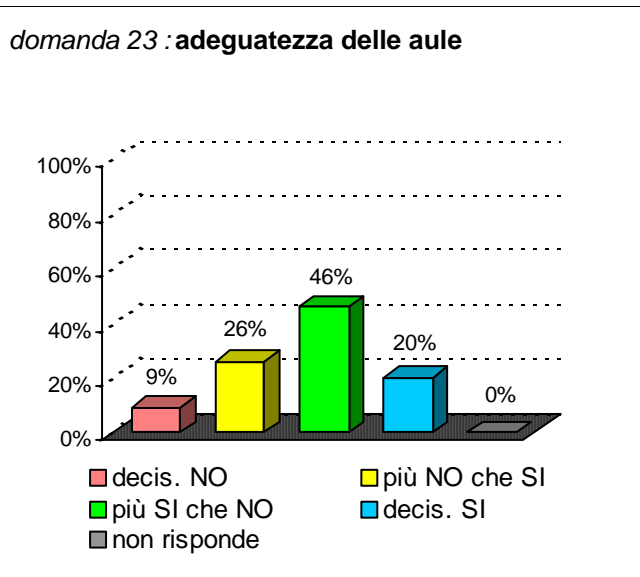


**domanda 15 : rispetto orari svolgimento didattica**

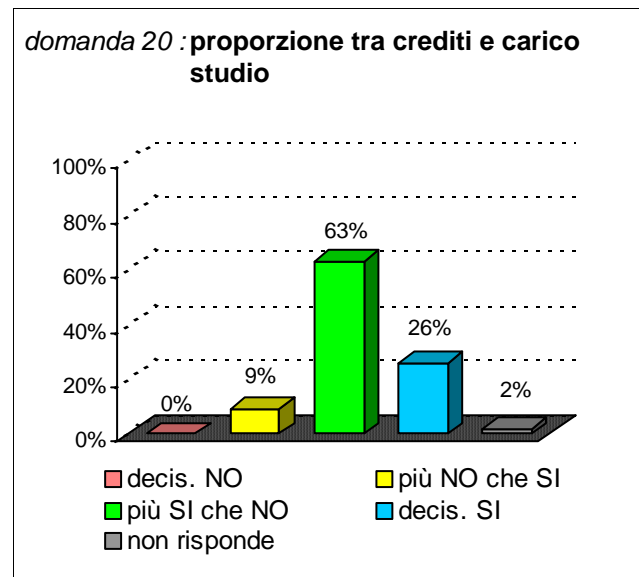
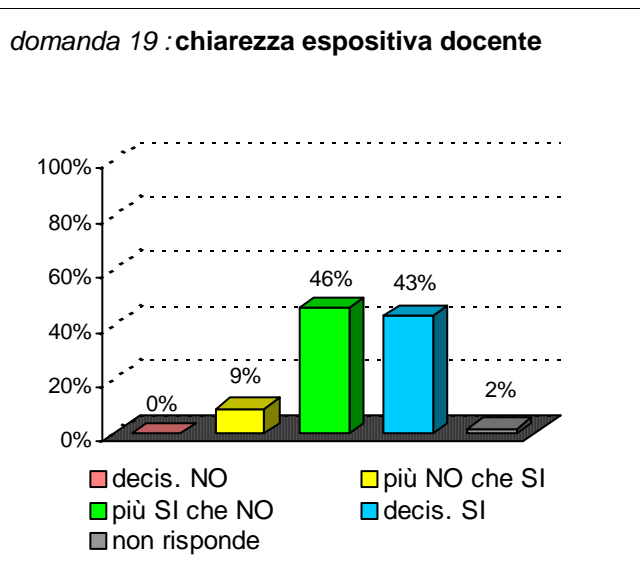
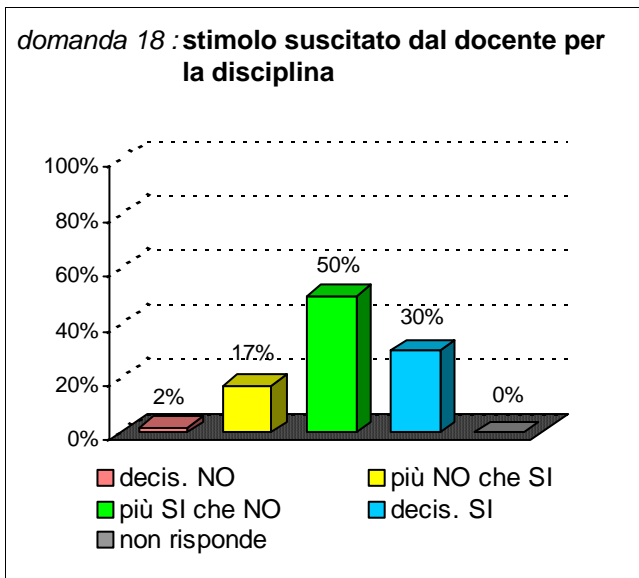
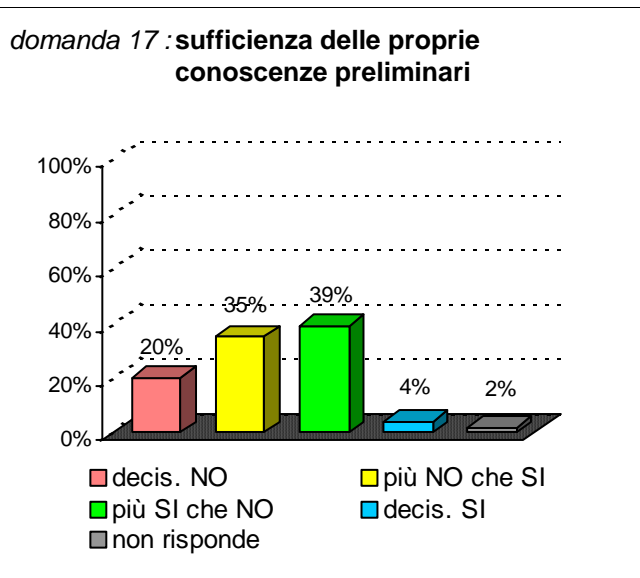


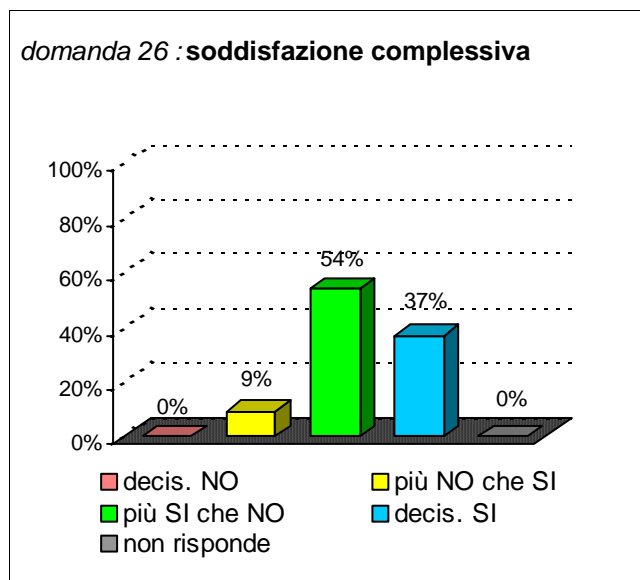
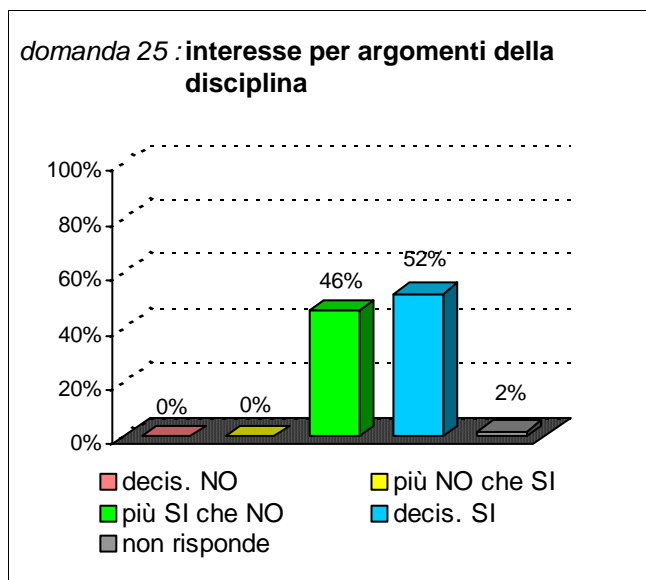
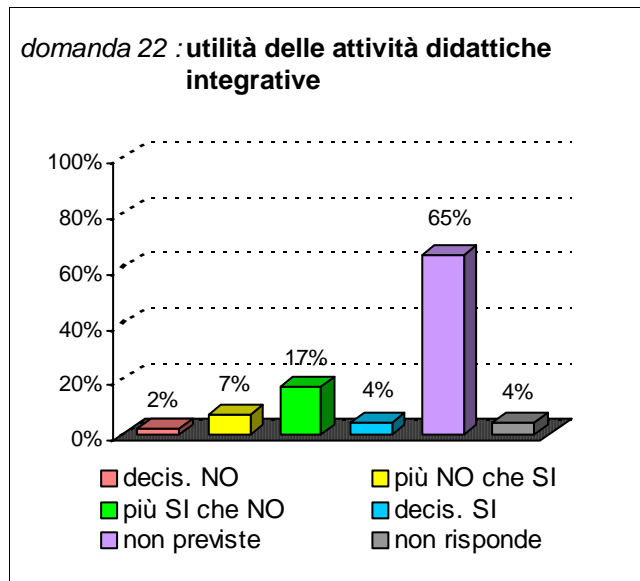
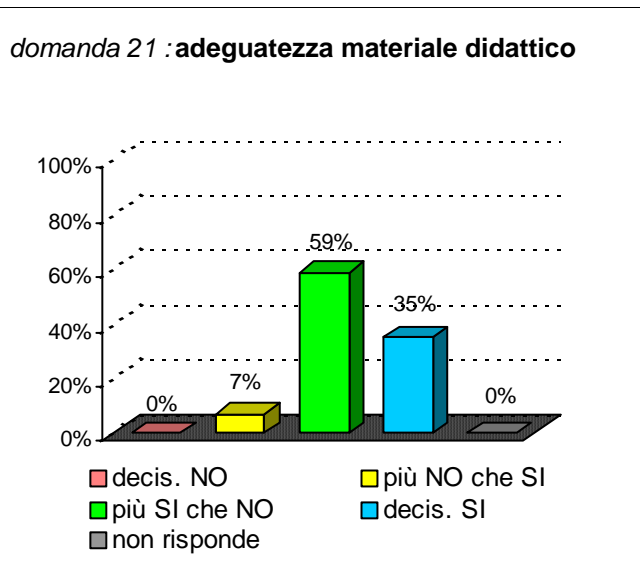
**domanda 16 : reperibilità del docente**





**Didattica e Soddisfazione**





**Sintesi delle valutazioni (domande qualitative) dell'insegnamento confrontate con quelle del rispettivo Corso di Studi e del Dipartimento di afferenza**

Valutazione dell' insegnamento con codice : 30731

domanda	decis. NO	più NO che SI	più SI che NO	decis. SI	non previste	non risponde
14	2%	4%	20%	74%		0%
15	4%	4%	24%	67%		0%
16	2%	4%	33%	59%		2%
17	20%	35%	39%	4%		2%
18	2%	17%	50%	30%		0%
19	0%	9%	46%	43%		2%
20	0%	9%	63%	26%		2%
21	0%	7%	59%	35%		0%
22	2%	7%	17%	4%	65%	4%
25	0%	0%	46%	52%		2%
26	0%	9%	54%	37%		0%

Valutazione del corso di laurea :

**Ingegneria industriale**

classe : L-9

sede didattica : CATANIA

domanda	decis. NO	più NO che SI	più SI che NO	decis. SI	non previste	non risponde
14	6%	14%	37%	42%		1%
15	7%	10%	34%	48%		1%
16	5%	12%	42%	39%		2%
17	11%	26%	45%	18%		1%
18	8%	20%	46%	25%		1%
19	6%	16%	46%	31%		1%
20	5%	13%	53%	28%		1%
21	6%	16%	50%	27%		1%
22	4%	7%	19%	11%	54%	5%
25	3%	10%	47%	40%		0%
26	6%	17%	49%	27%		0%

Valutazione del Dipart. : **Ingegneria Industriale**

domanda	decis. NO	più NO che SI	più SI che NO	decis. SI	non previste	non risponde
14	5%	13%	37%	43%		0%
15	6%	10%	34%	49%		1%
16	4%	11%	43%	41%		1%
17	9%	22%	48%	21%		1%
18	7%	20%	45%	28%		1%
19	6%	16%	45%	32%		1%
20	6%	14%	51%	29%		1%
21	5%	16%	50%	28%		1%
22	4%	7%	19%	14%	52%	4%
25	3%	9%	45%	42%		0%
26	6%	17%	48%	29%		0%