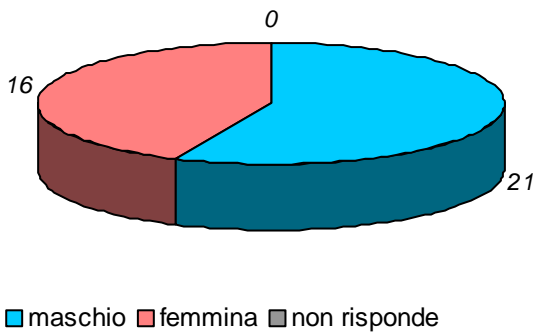


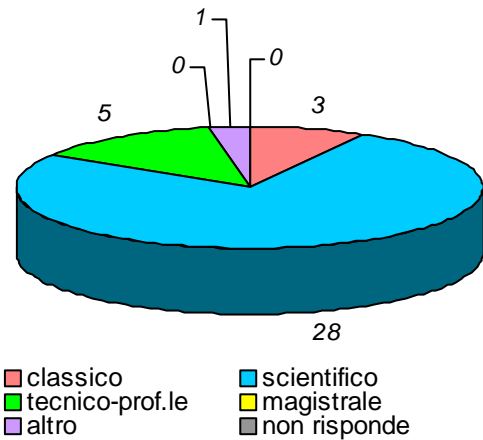
schede valide : 37 schede bianche : 0 schede nulle : 0

Informazioni degli studenti

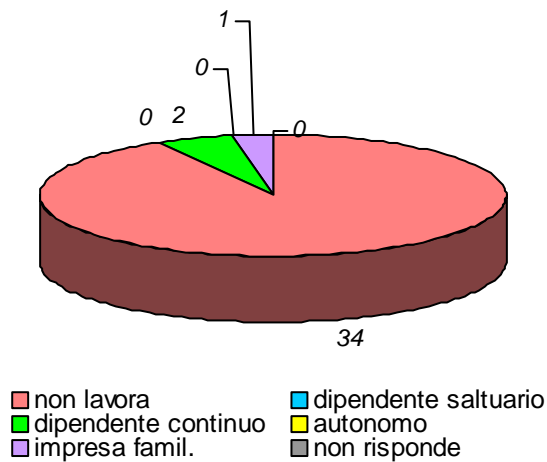
domanda 1: sesso



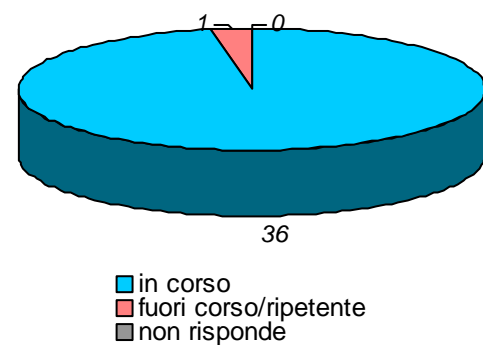
domanda 2: diploma scuola media sup.



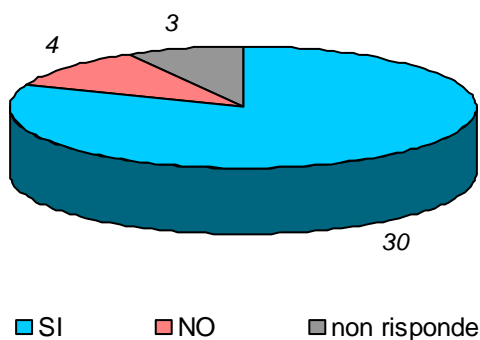
domanda 3: posizione lavorativa



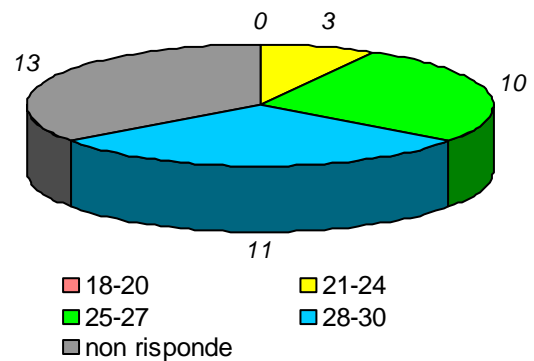
domanda 4: posizione universitaria



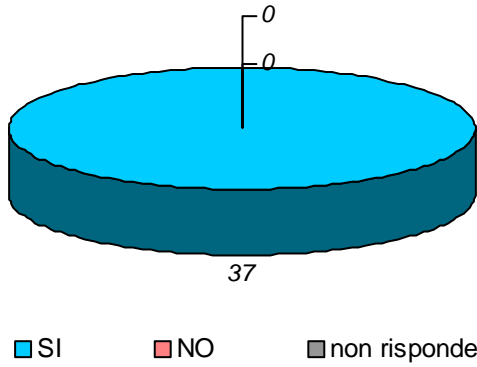
domanda 5: in regola con gli esami



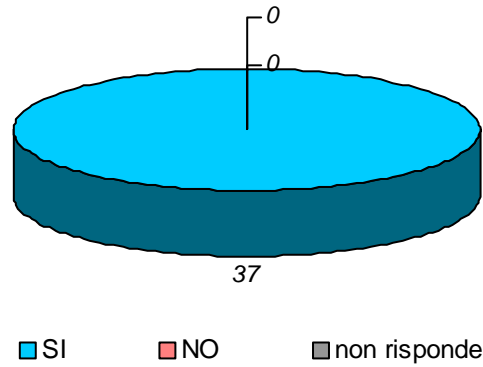
domanda 6: votazione media esami



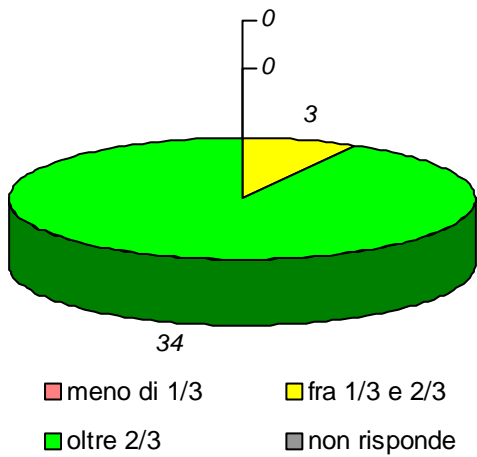
domanda 7: prima volta che affronta l'esame della disciplina



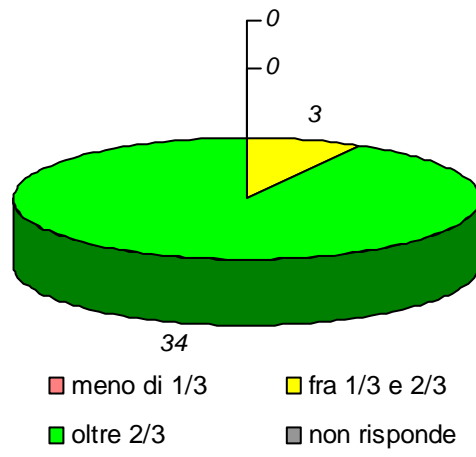
domanda 8: prima volta che segue la disciplina



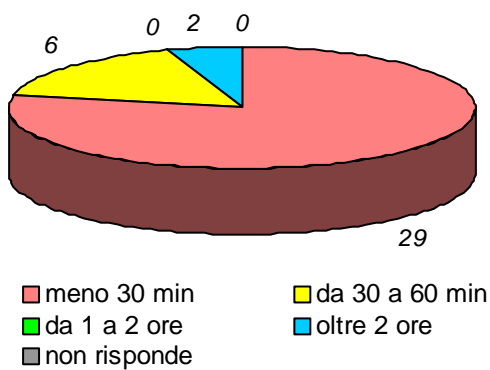
domanda 9: percentuale di frequenza della disciplina



domanda 10 : percentuale di frequenza delle discipline del piano studi

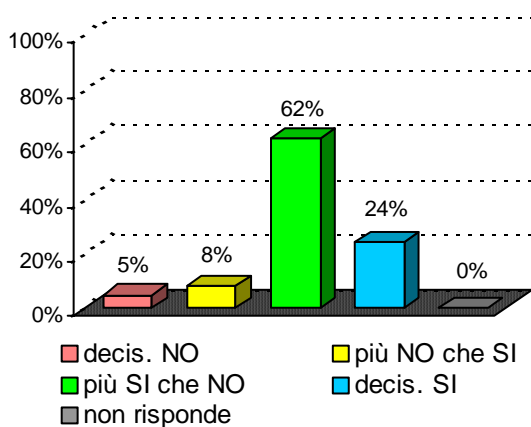


domanda 11 : tempo medio per raggiungere l'Università

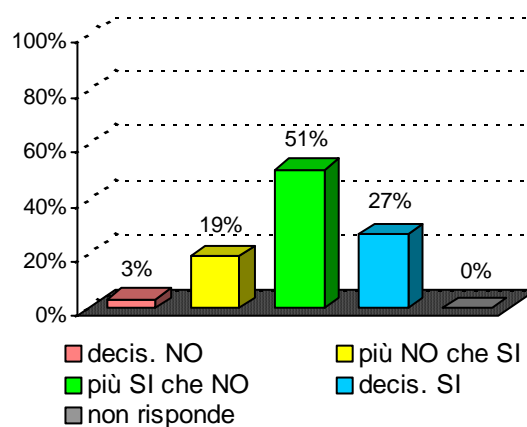


Organizzazione e Infrastrutture

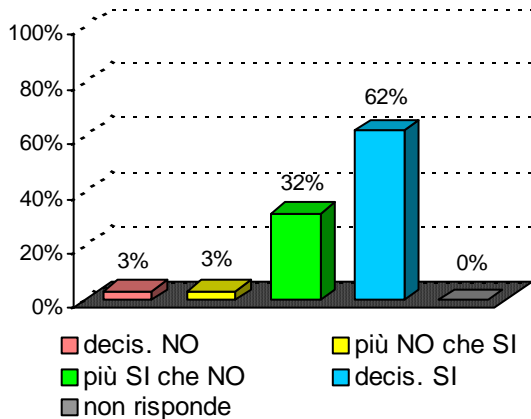
domanda 12 : accettabilità carico studio totale



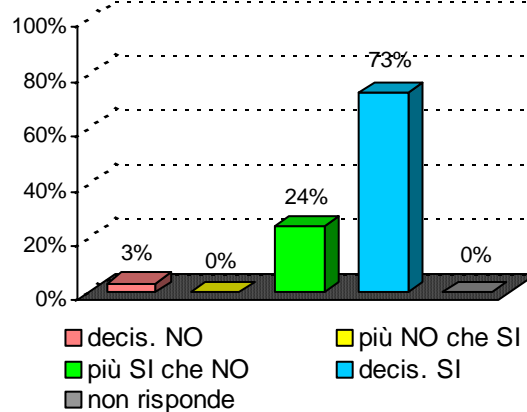
domanda 13 : accettabilità organizzazione complessiva



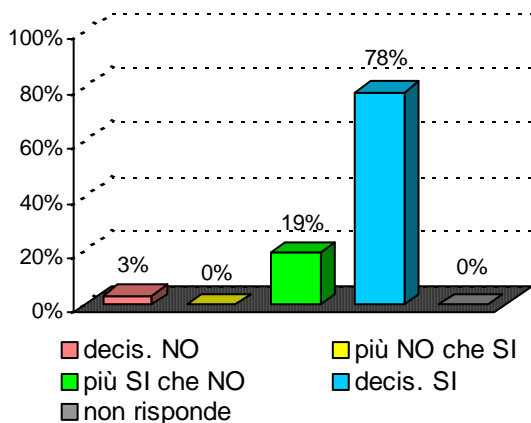
domanda 14 : chiarezza definizione modalità esame

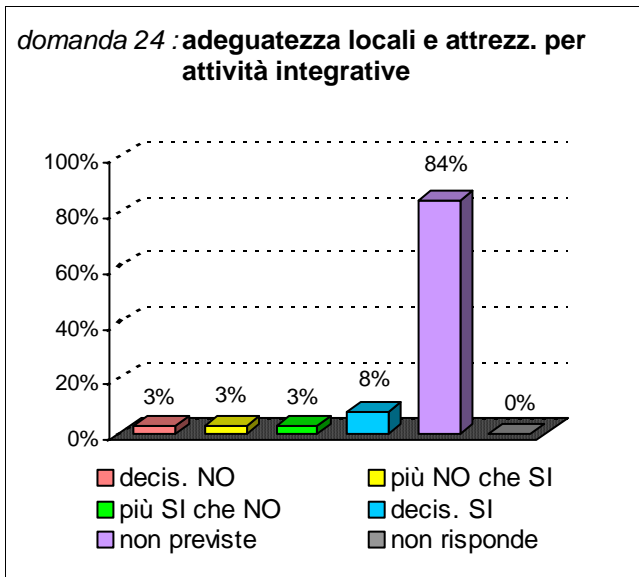
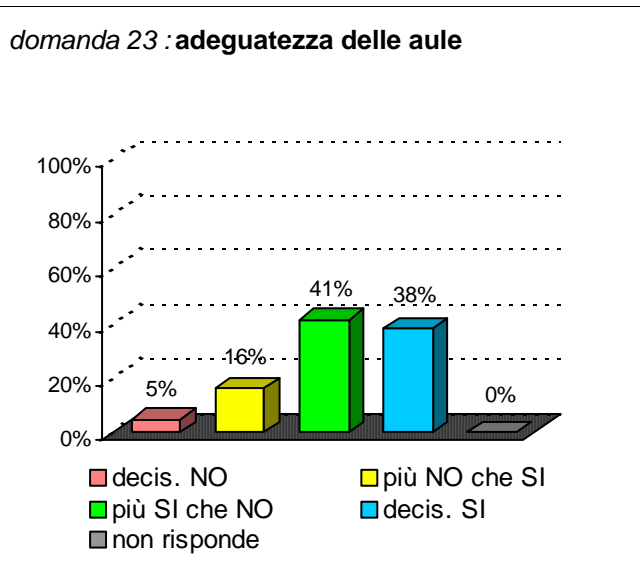


domanda 15 : rispetto orari svolgimento didattica

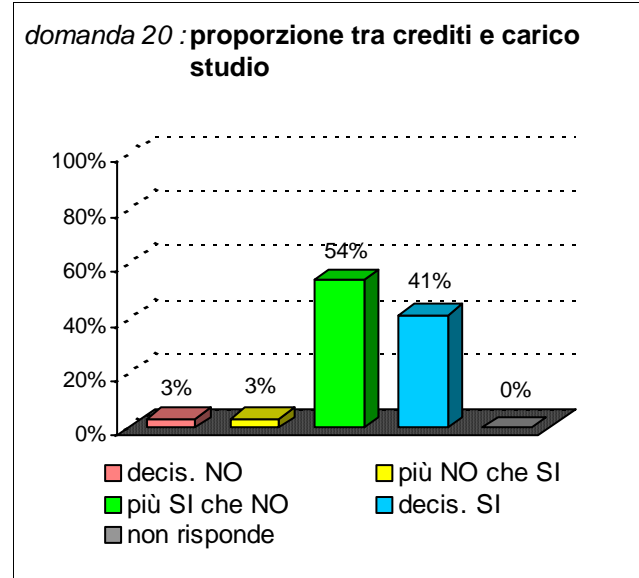
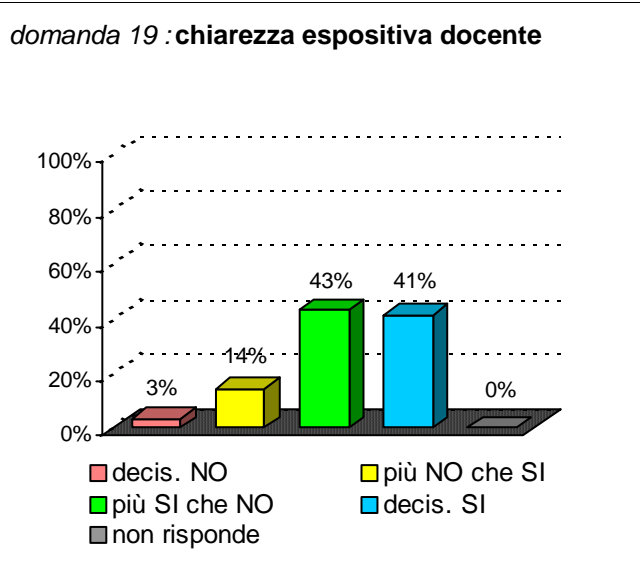
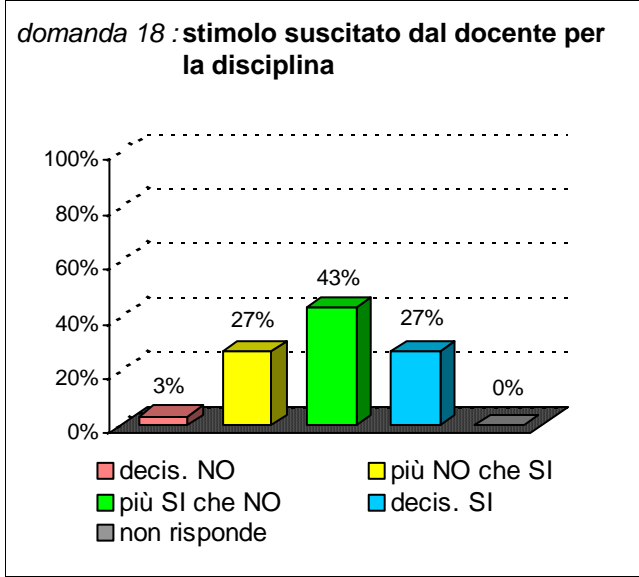
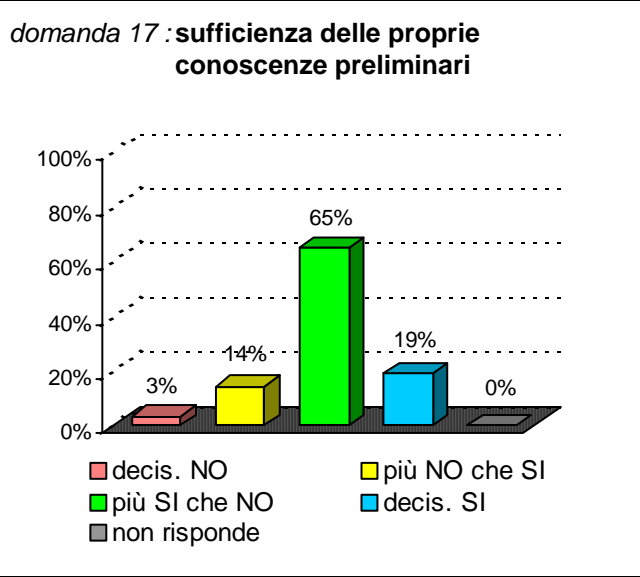


domanda 16 : reperibilità del docente

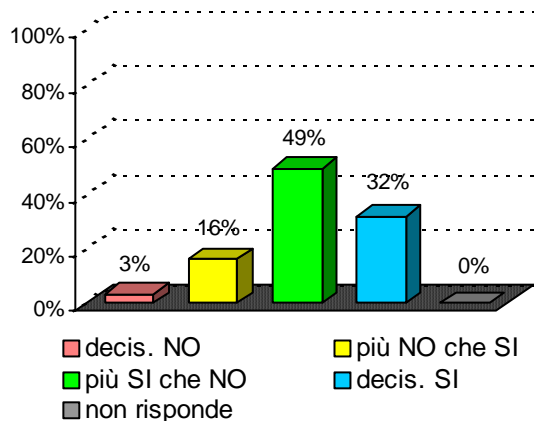




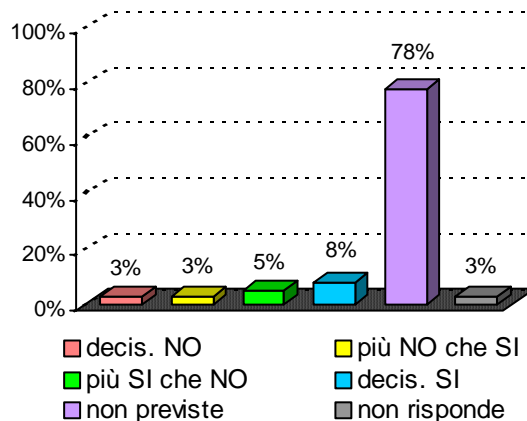
Didattica e Soddisfazione



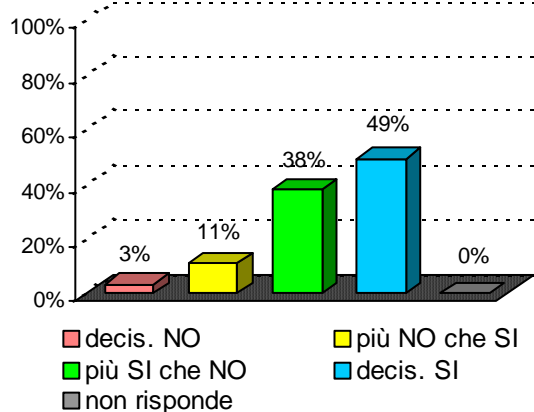
domanda 21 : adeguatezza materiale didattico



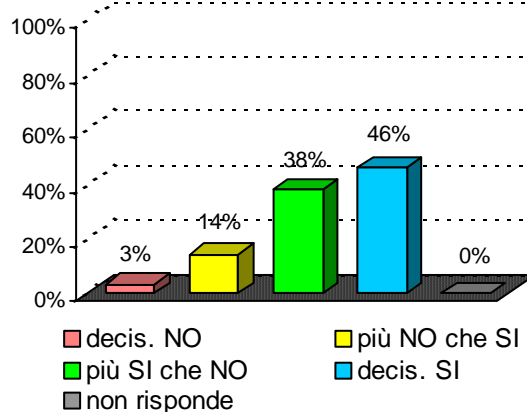
domanda 22 : utilità delle attività didattiche integrative



domanda 25 : interesse per argomenti della disciplina



domanda 26 : soddisfazione complessiva



Sintesi delle valutazioni (domande qualitative) dell'insegnamento confrontate con quelle del rispettivo Corso di Studi e del Dipartimento di afferenza

Valutazione dell' insegnamento con codice : 32095

domanda	decis. NO	più NO che SI	più SI che NO	decis. SI	non previste	non risponde
14	3%	3%	32%	62%		0%
15	3%	0%	24%	73%		0%
16	3%	0%	19%	78%		0%
17	3%	14%	65%	19%		0%
18	3%	27%	43%	27%		0%
19	3%	14%	43%	41%		0%
20	3%	3%	54%	41%		0%
21	3%	16%	49%	32%		0%
22	3%	3%	5%	8%	78%	3%
25	3%	11%	38%	49%		0%
26	3%	14%	38%	46%		0%

Valutazione del corso di laurea :

Ingegneria gestionale

classe : LM-31

sede didattica : CATANIA

domanda	decis. NO	più NO che SI	più SI che NO	decis. SI	non previste	non risponde
14	3%	10%	43%	44%		0%
15	2%	9%	39%	50%		0%
16	2%	9%	54%	35%		0%
17	4%	13%	61%	22%		0%
18	8%	24%	43%	25%		0%
19	5%	18%	46%	29%		1%
20	7%	20%	51%	21%		1%
21	4%	19%	53%	24%		0%
22	2%	8%	14%	10%	64%	2%
25	5%	10%	45%	40%		0%
26	7%	20%	46%	27%		0%

Valutazione del Dipart. : **Ingegneria Industriale**

domanda	decis. NO	più NO che SI	più SI che NO	decis. SI	non previste	non risponde
14	5%	13%	37%	43%		0%
15	6%	10%	34%	49%		1%
16	4%	11%	43%	41%		1%
17	9%	22%	48%	21%		1%
18	7%	20%	45%	28%		1%
19	6%	16%	45%	32%		1%
20	6%	14%	51%	29%		1%
21	5%	16%	50%	28%		1%
22	4%	7%	19%	14%	52%	4%
25	3%	9%	45%	42%		0%
26	6%	17%	48%	29%		0%