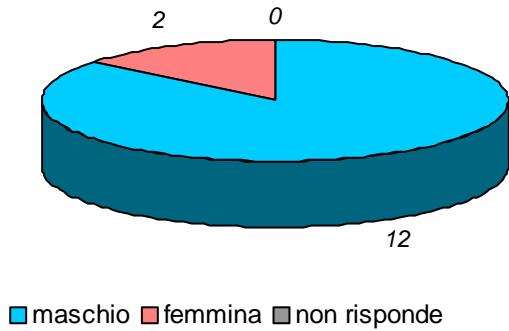


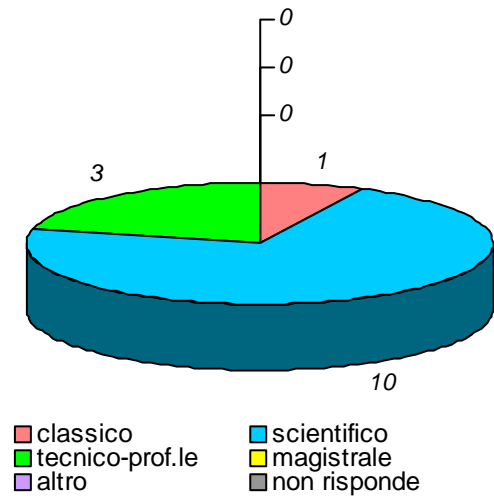
schede valide : 14 schede bianche : 0 schede nulle : 0

Informazioni degli studenti

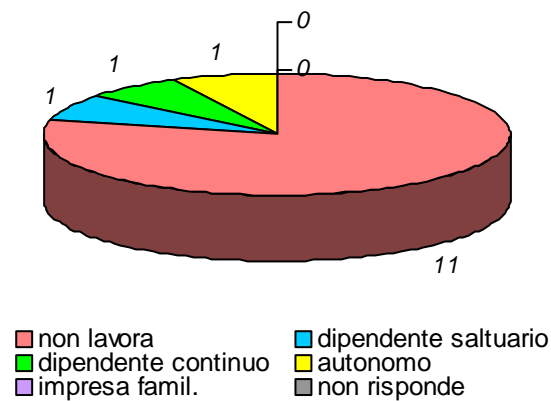
domanda 1: sesso



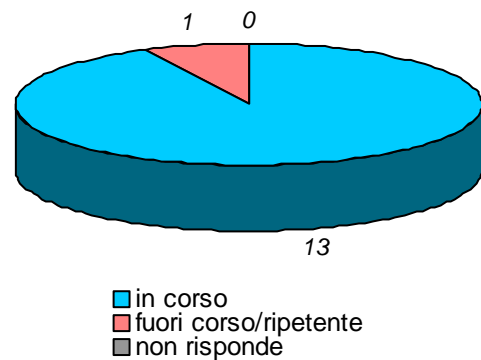
domanda 2: diploma scuola media sup.



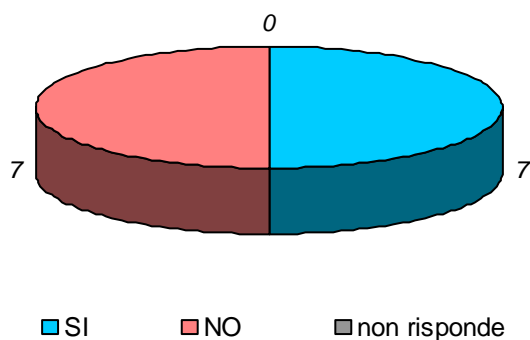
domanda 3: posizione lavorativa



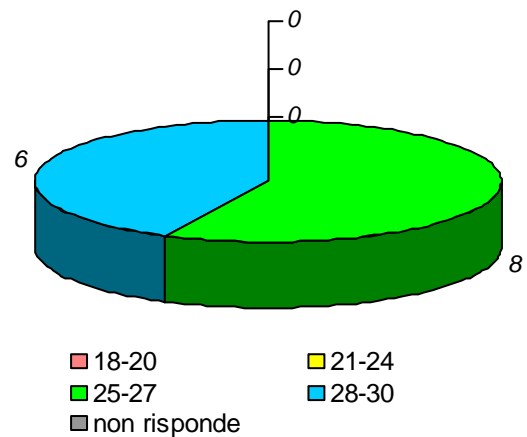
domanda 4: posizione universitaria



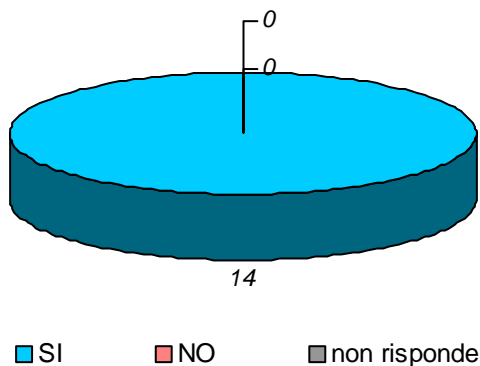
domanda 5: in regola con gli esami



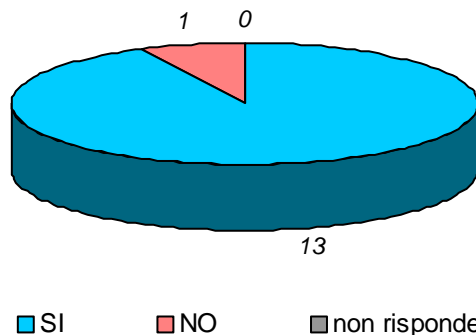
domanda 6: votazione media esami



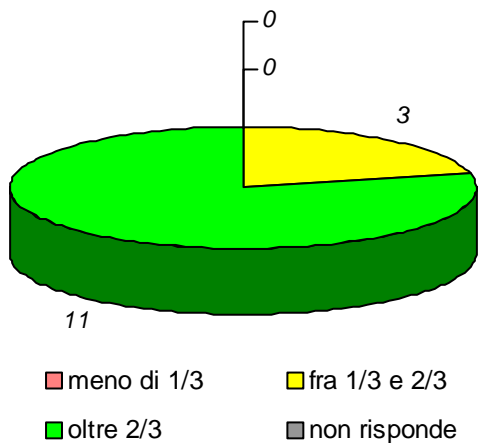
domanda 7: prima volta che affronta l'esame della disciplina



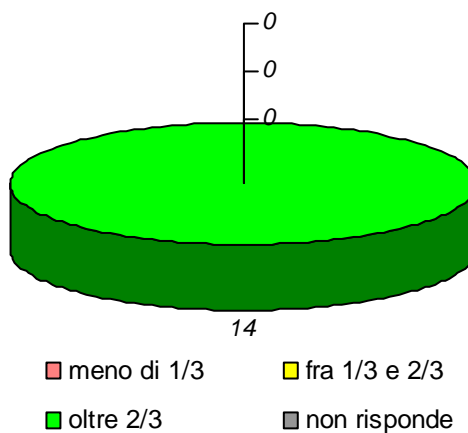
domanda 8: prima volta che segue la disciplina



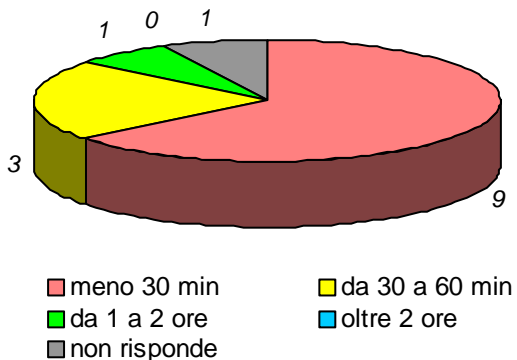
domanda 9: percentuale di frequenza della disciplina



domanda 10 : percentuale di frequenza delle discipline del piano studi

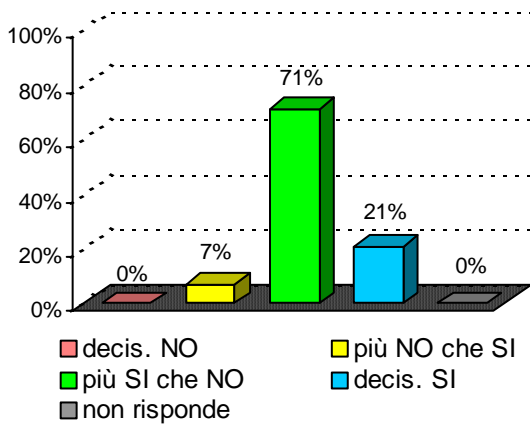


domanda 11 : tempo medio per raggiungere l'Università

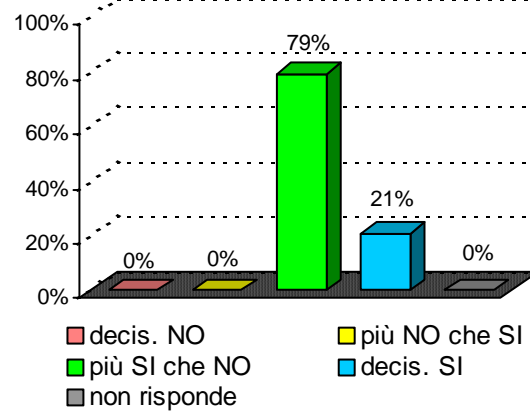


Organizzazione e Infrastrutture

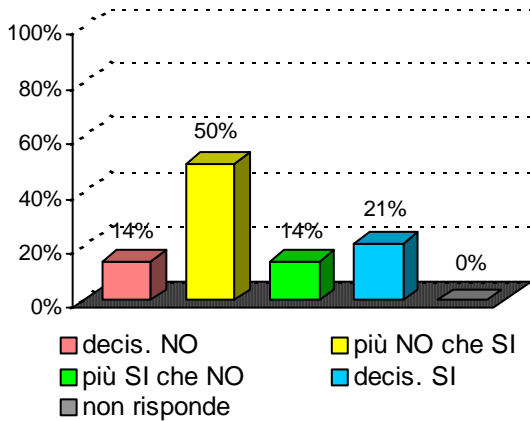
domanda 12 : accettabilità carico studio totale



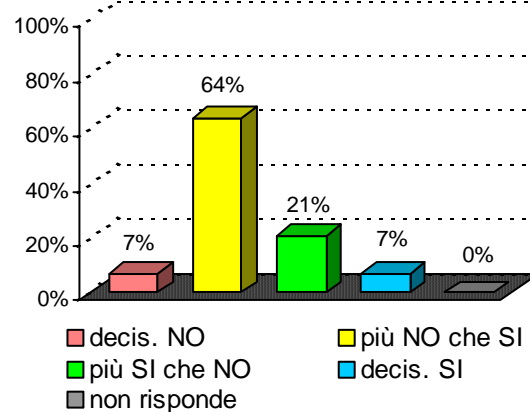
domanda 13 : accettabilità organizzazione complessiva



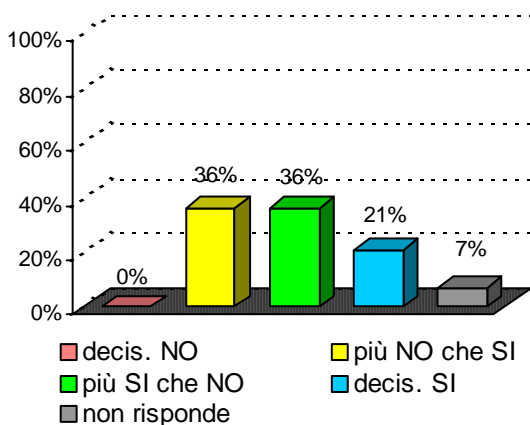
domanda 14 : chiarezza definizione modalità esame

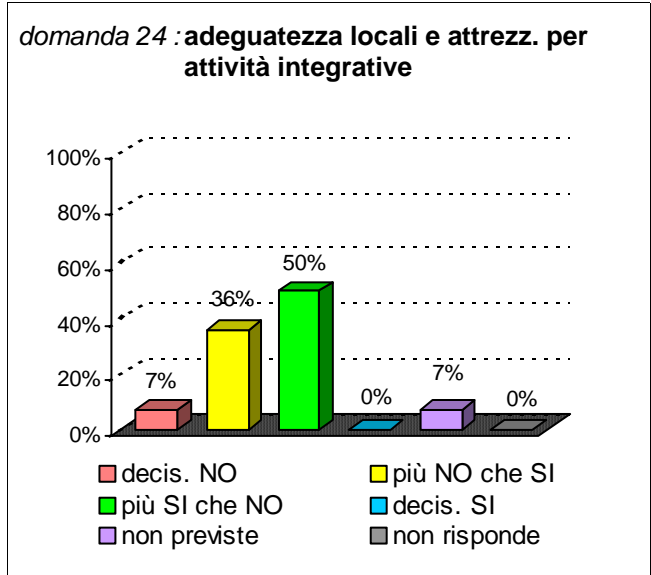
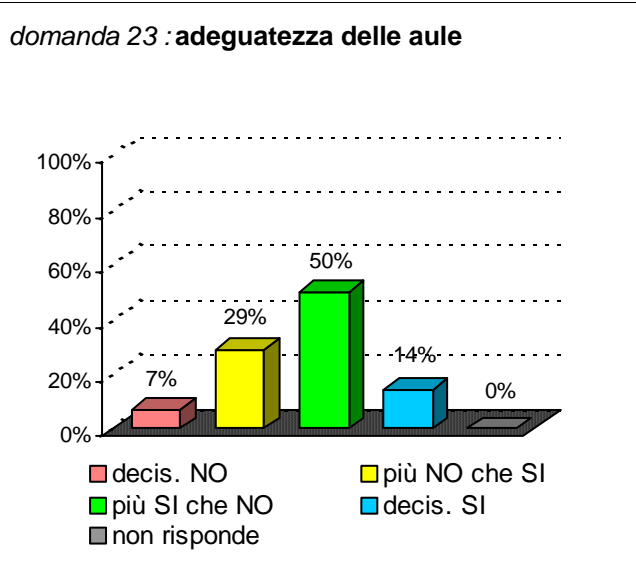


domanda 15 : rispetto orari svolgimento didattica

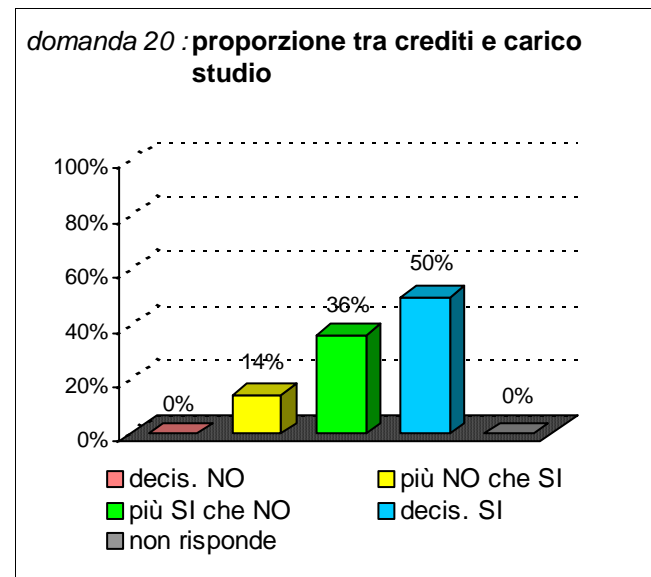
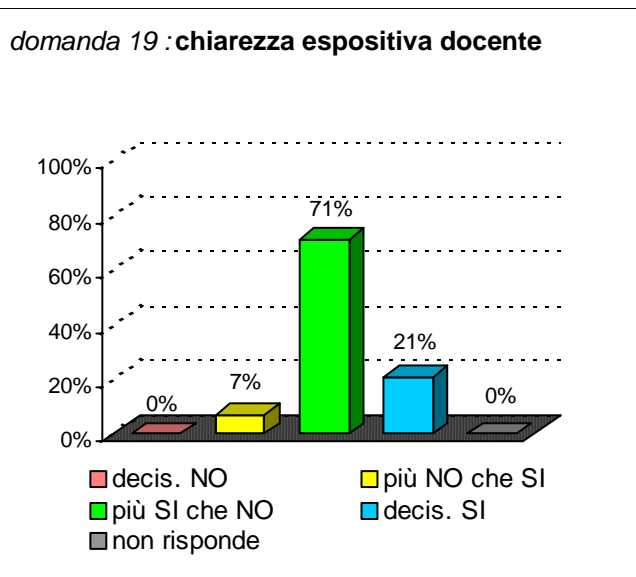
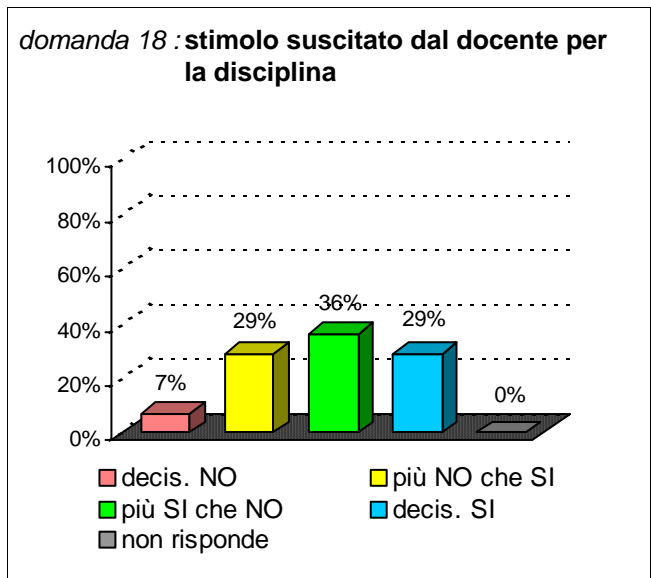
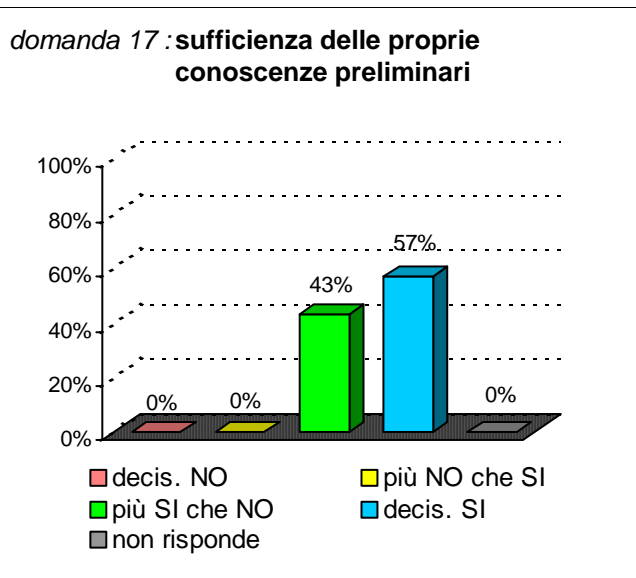


domanda 16 : reperibilità del docente

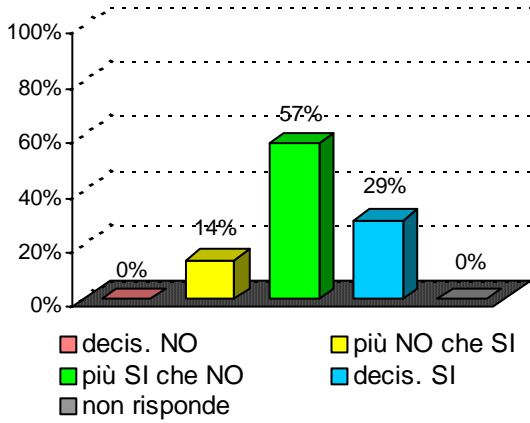




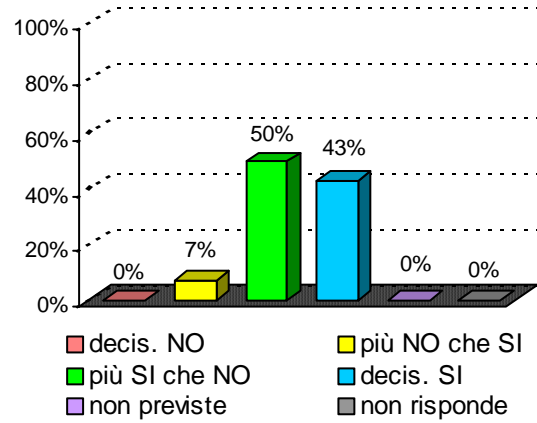
Didattica e Soddisfazione



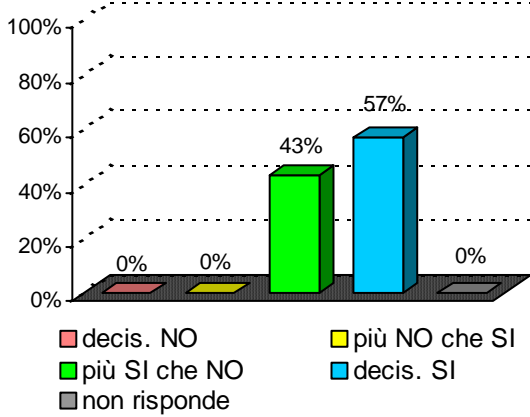
domanda 21 : adeguatezza materiale didattico



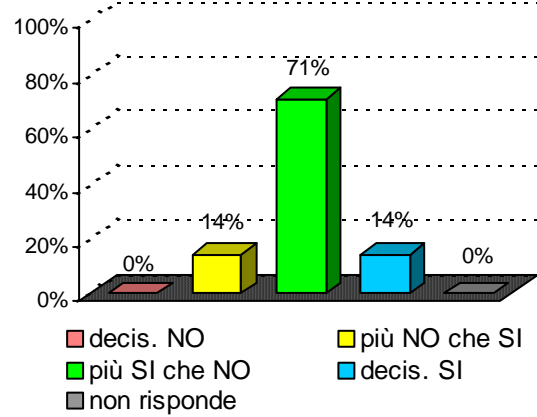
domanda 22 : utilità delle attività didattiche integrative



domanda 25 : interesse per argomenti della disciplina



domanda 26 : soddisfazione complessiva



Sintesi delle valutazioni (domande qualitative) dell'insegnamento confrontate con quelle del rispettivo Corso di Studi e del Dipartimento di afferenza

Valutazione dell' insegnamento con codice : 32112

domanda	decis. NO	più NO che SI	più SI che NO	decis. SI	non previste	non risponde
14	14%	50%	14%	21%		0%
15	7%	64%	21%	7%		0%
16	0%	36%	36%	21%		7%
17	0%	0%	43%	57%		0%
18	7%	29%	36%	29%		0%
19	0%	7%	71%	21%		0%
20	0%	14%	36%	50%		0%
21	0%	14%	57%	29%		0%
22	0%	7%	50%	43%	0%	0%
25	0%	0%	43%	57%		0%
26	0%	14%	71%	14%		0%

Valutazione del corso di laurea :

Ingegneria meccanica

classe : LM-33

sede didattica : CATANIA

domanda	decis. NO	più NO che SI	più SI che NO	decis. SI	non previste	non risponde
14	6%	14%	26%	54%		0%
15	3%	11%	24%	62%		0%
16	1%	9%	26%	62%		1%
17	3%	8%	52%	37%		0%
18	6%	12%	33%	47%		1%
19	5%	12%	36%	45%		1%
20	8%	13%	37%	42%		0%
21	3%	10%	41%	46%		0%
22	2%	7%	31%	43%	15%	1%
25	1%	4%	35%	58%		0%
26	5%	14%	40%	41%		0%

Valutazione del Dipart. : **Ingegneria Industriale**

domanda	decis. NO	più NO che SI	più SI che NO	decis. SI	non previste	non risponde
14	5%	13%	37%	43%		0%
15	6%	10%	34%	49%		1%
16	4%	11%	43%	41%		1%
17	9%	22%	48%	21%		1%
18	7%	20%	45%	28%		1%
19	6%	16%	45%	32%		1%
20	6%	14%	51%	29%		1%
21	5%	16%	50%	28%		1%
22	4%	7%	19%	14%	52%	4%
25	3%	9%	45%	42%		0%
26	6%	17%	48%	29%		0%