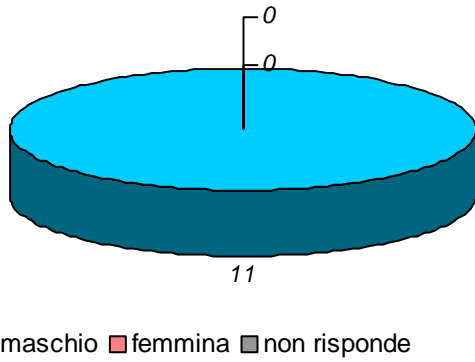


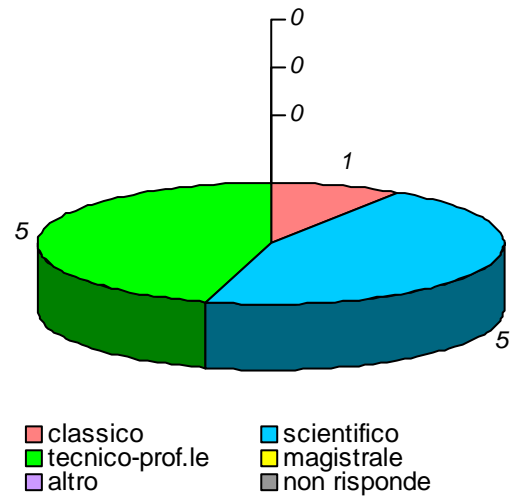
schede valide : 11 schede bianche : 0 schede nulle : 0

Informazioni degli studenti

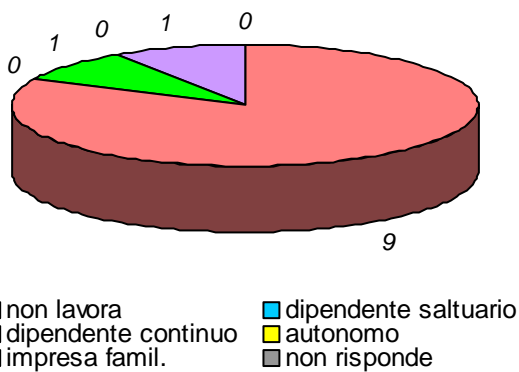
domanda 1: sesso



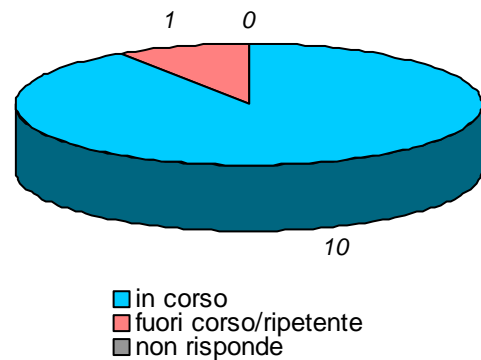
domanda 2: diploma scuola media sup.



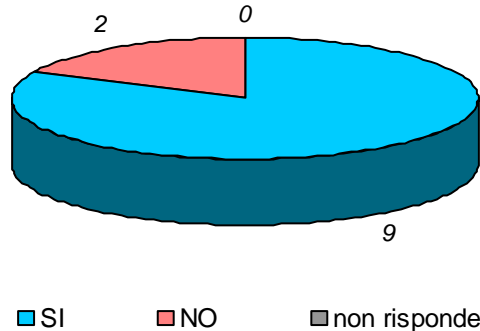
domanda 3: posizione lavorativa



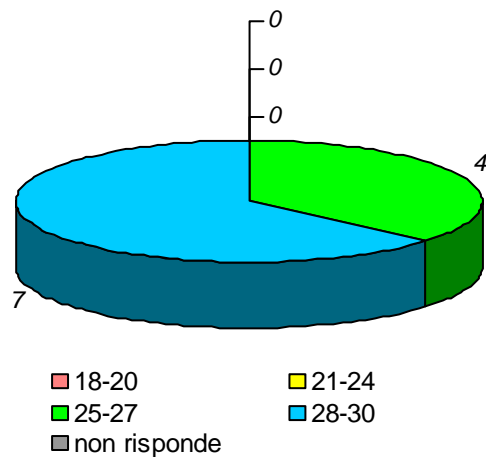
domanda 4: posizione universitaria



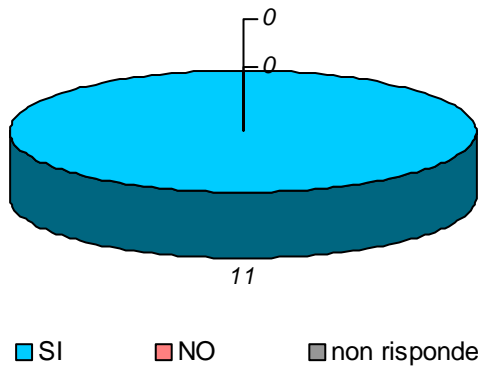
domanda 5: in regola con gli esami



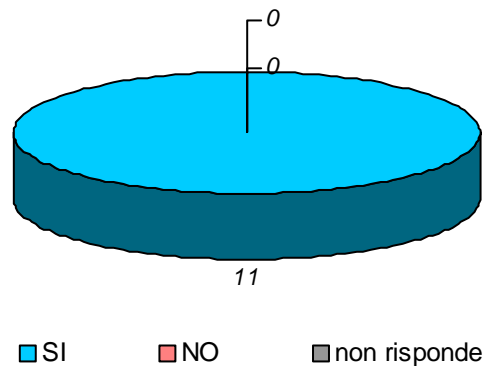
domanda 6: votazione media esami



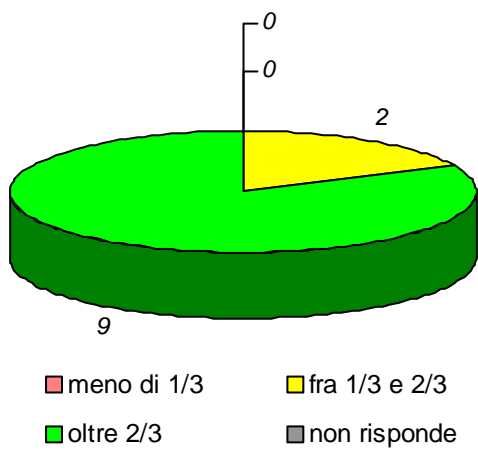
domanda 7: prima volta che affronta l'esame della disciplina



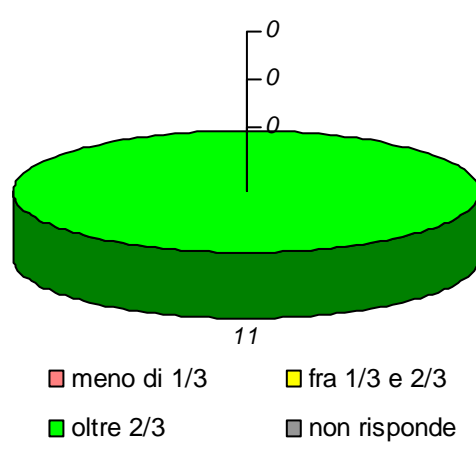
domanda 8: prima volta che segue la disciplina



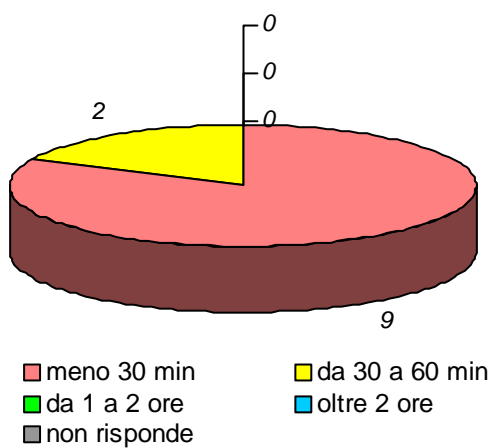
domanda 9: percentuale di frequenza della disciplina



domanda 10 : percentuale di frequenza delle discipline del piano studi

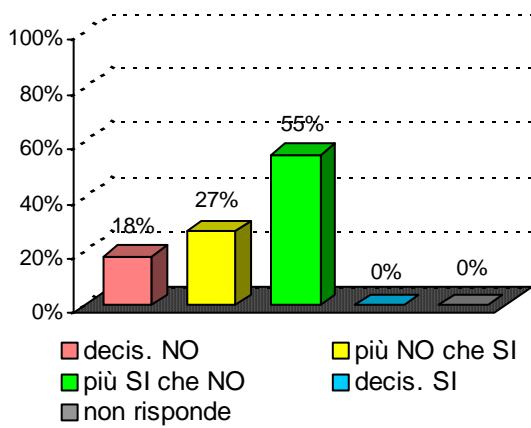


domanda 11 : tempo medio per raggiungere l'Università

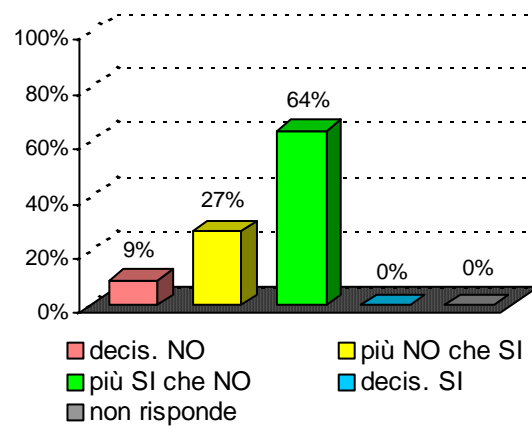


Organizzazione e Infrastrutture

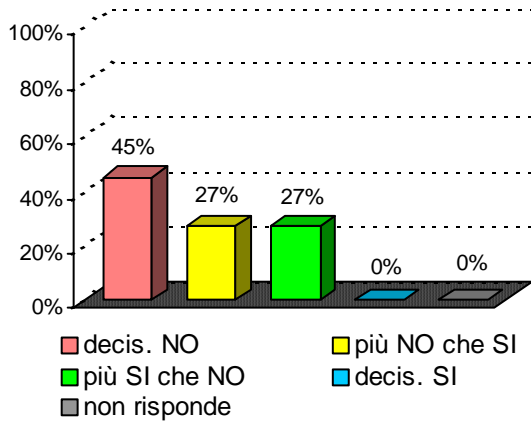
domanda 12 : accettabilità carico studio totale



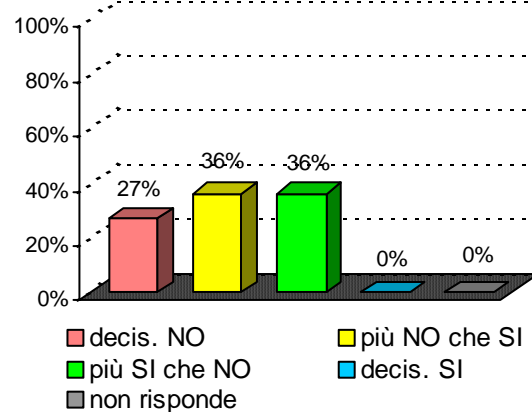
domanda 13 : accettabilità organizzazione complessiva



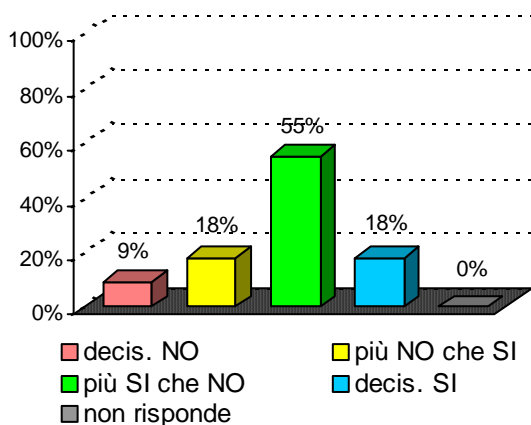
domanda 14 : chiarezza definizione modalità esame



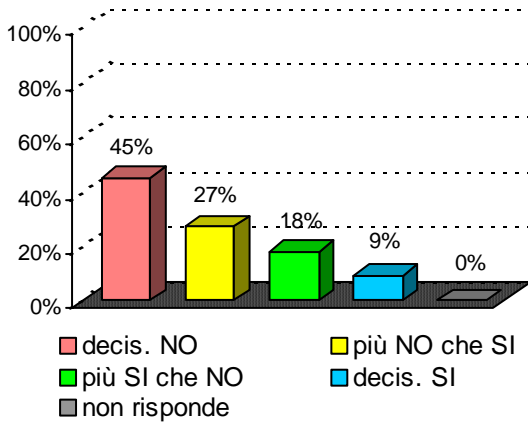
domanda 15 : rispetto orari svolgimento didattica



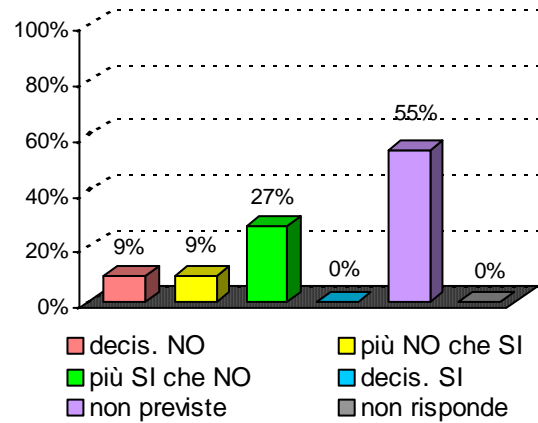
domanda 16 : reperibilità del docente



domanda 23 : adeguatezza delle aule

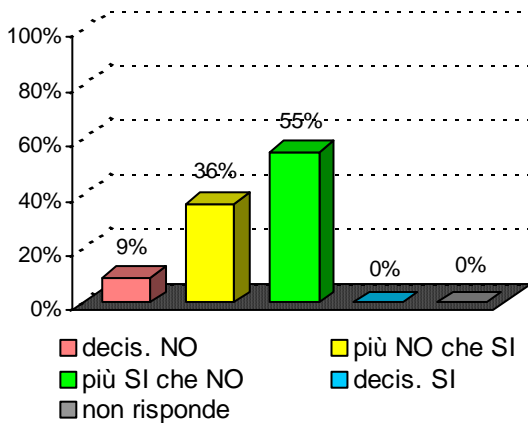


domanda 24 : adeguatezza locali e attrezz. per attività integrative

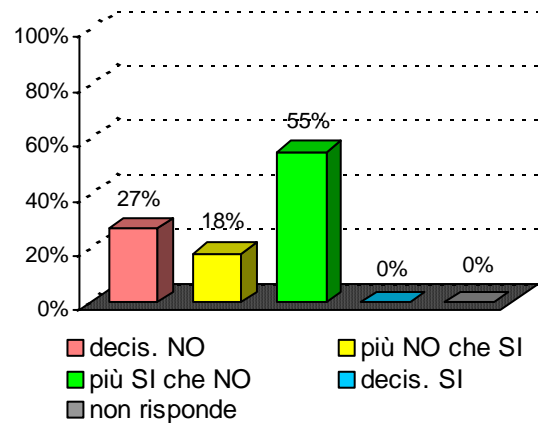


Didattica e Soddisfazione

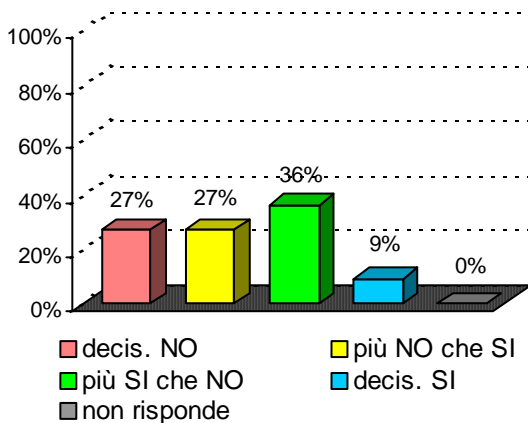
domanda 17 : sufficienza delle proprie conoscenze preliminari



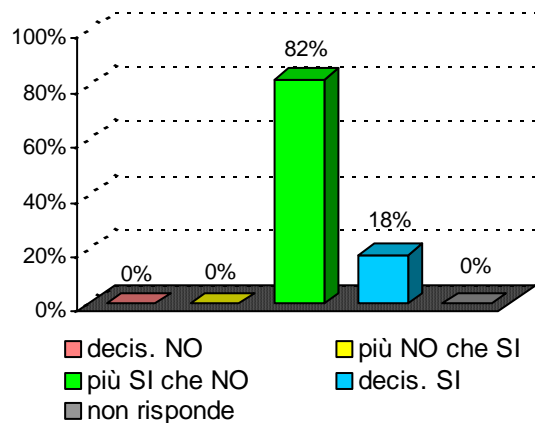
domanda 18 : stimolo suscitato dal docente per la disciplina



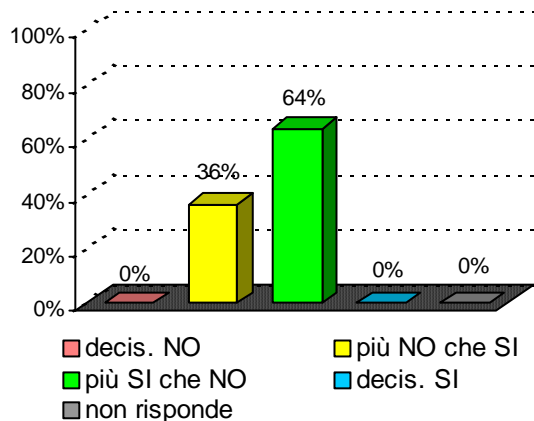
domanda 19 : chiarezza espositiva docente



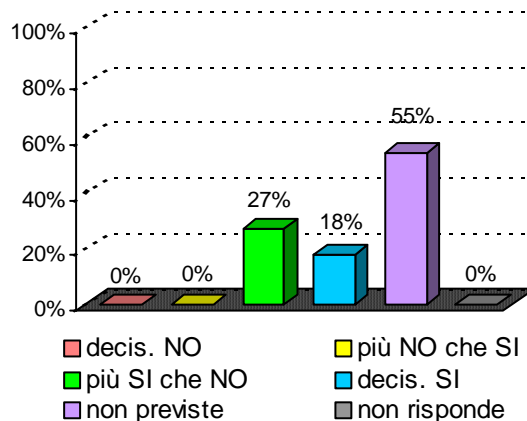
domanda 20 : proporzione tra crediti e carico studio



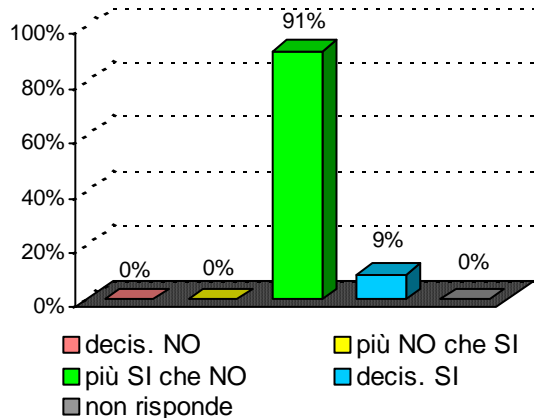
domanda 21 : adeguatezza materiale didattico



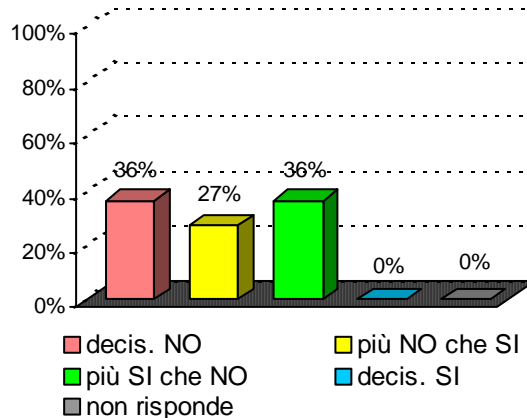
domanda 22 : utilità delle attività didattiche integrative



domanda 25 : interesse per argomenti della disciplina



domanda 26 : soddisfazione complessiva



Sintesi delle valutazioni (domande qualitative) dell'insegnamento confrontate con quelle del rispettivo Corso di Studi e del Dipartimento di afferenza

Valutazione dell' insegnamento con codice : 32117

| domanda | decis. NO | più NO che SI | più SI che NO | decis. SI | non previste | non risponde |
|---------|-----------|---------------|---------------|-----------|--------------|--------------|
| 14 | 45% | 27% | 27% | 0% | | 0% |
| 15 | 27% | 36% | 36% | 0% | | 0% |
| 16 | 9% | 18% | 55% | 18% | | 0% |
| 17 | 9% | 36% | 55% | 0% | | 0% |
| 18 | 27% | 18% | 55% | 0% | | 0% |
| 19 | 27% | 27% | 36% | 9% | | 0% |
| 20 | 0% | 0% | 82% | 18% | | 0% |
| 21 | 0% | 36% | 64% | 0% | | 0% |
| 22 | 0% | 0% | 27% | 18% | 55% | 0% |
| 25 | 0% | 0% | 91% | 9% | | 0% |
| 26 | 36% | 27% | 36% | 0% | | 0% |

Valutazione del corso di laurea :

Ingegneria meccanica

classe : LM-33

sede didattica : CATANIA

| domanda | decis. NO | più NO che SI | più SI che NO | decis. SI | non previste | non risponde |
|---------|-----------|---------------|---------------|-----------|--------------|--------------|
| 14 | 6% | 14% | 26% | 54% | | 0% |
| 15 | 3% | 11% | 24% | 62% | | 0% |
| 16 | 1% | 9% | 26% | 62% | | 1% |
| 17 | 3% | 8% | 52% | 37% | | 0% |
| 18 | 6% | 12% | 33% | 47% | | 1% |
| 19 | 5% | 12% | 36% | 45% | | 1% |
| 20 | 8% | 13% | 37% | 42% | | 0% |
| 21 | 3% | 10% | 41% | 46% | | 0% |
| 22 | 2% | 7% | 31% | 43% | 15% | 1% |
| 25 | 1% | 4% | 35% | 58% | | 0% |
| 26 | 5% | 14% | 40% | 41% | | 0% |

Valutazione del Dipart. : **Ingegneria Industriale**

| domanda | decis. NO | più NO che SI | più SI che NO | decis. SI | non previste | non risponde |
|---------|-----------|---------------|---------------|-----------|--------------|--------------|
| 14 | 5% | 13% | 37% | 43% | | 0% |
| 15 | 6% | 10% | 34% | 49% | | 1% |
| 16 | 4% | 11% | 43% | 41% | | 1% |
| 17 | 9% | 22% | 48% | 21% | | 1% |
| 18 | 7% | 20% | 45% | 28% | | 1% |
| 19 | 6% | 16% | 45% | 32% | | 1% |
| 20 | 6% | 14% | 51% | 29% | | 1% |
| 21 | 5% | 16% | 50% | 28% | | 1% |
| 22 | 4% | 7% | 19% | 14% | 52% | 4% |
| 25 | 3% | 9% | 45% | 42% | | 0% |
| 26 | 6% | 17% | 48% | 29% | | 0% |