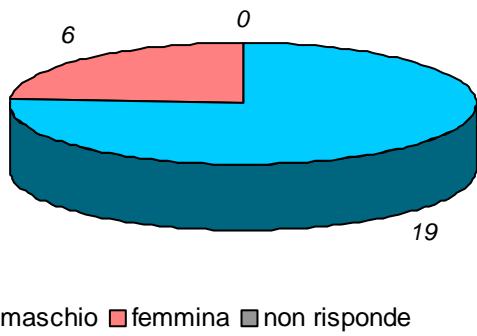


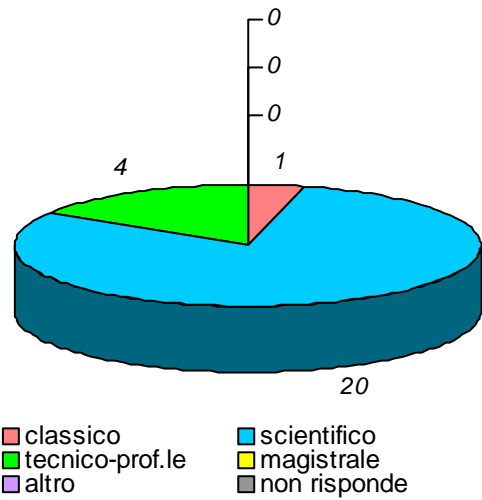
schede valide : 25    schede bianche : 0    schede nulle : 0

Informazioni degli studenti

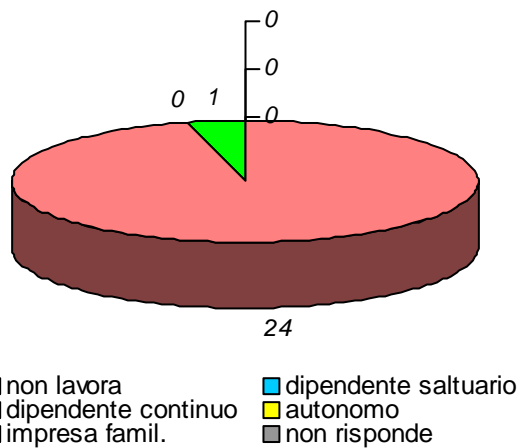
domanda 1: sesso



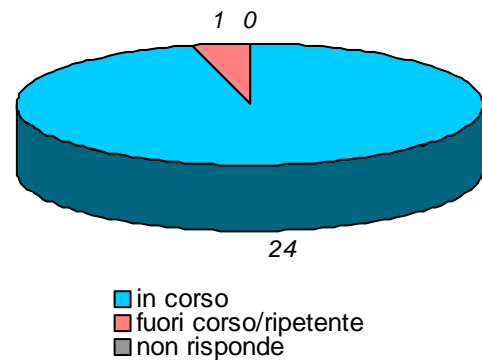
domanda 2: diploma scuola media sup.



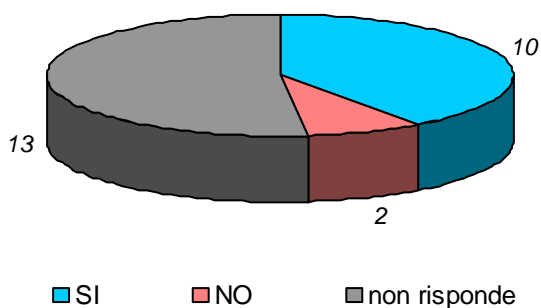
domanda 3: posizione lavorativa



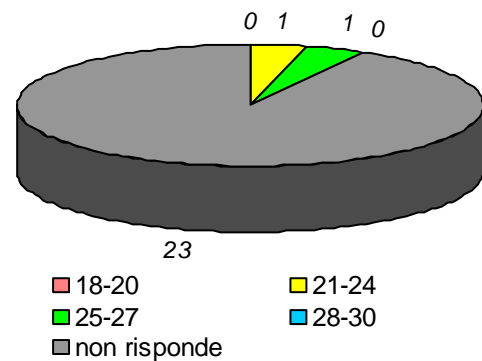
domanda 4: posizione universitaria



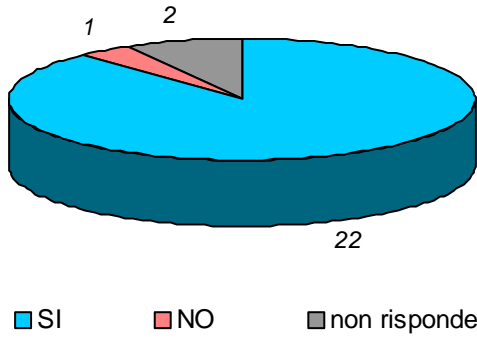
domanda 5: in regola con gli esami



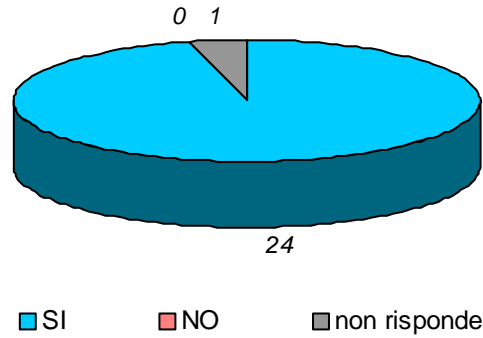
domanda 6: votazione media esami



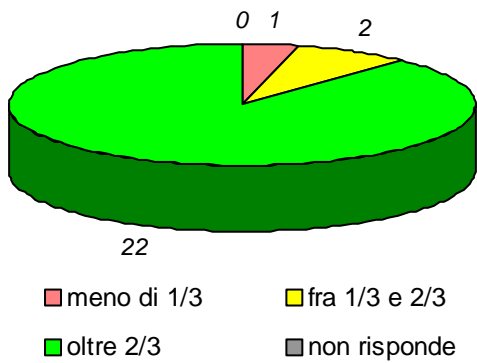
domanda 7: prima volta che affronta l'esame della disciplina



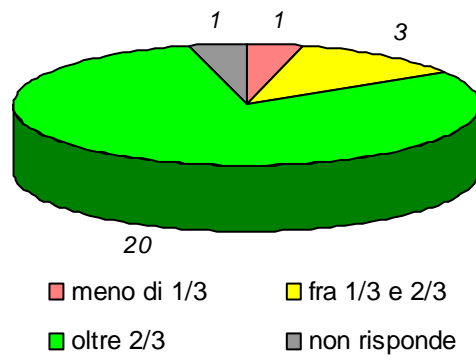
domanda 8: prima volta che segue la disciplina



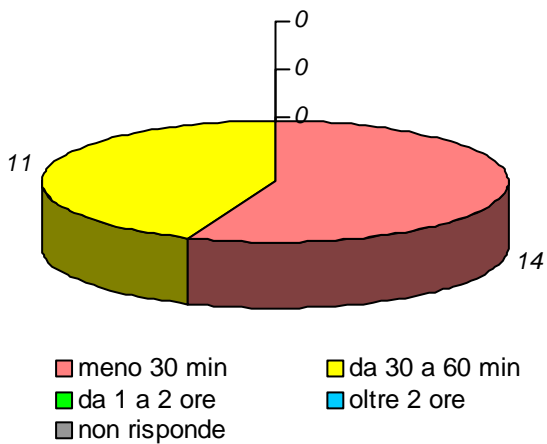
domanda 9: percentuale di frequenza della disciplina



domanda 10 : percentuale di frequenza delle discipline del piano studi

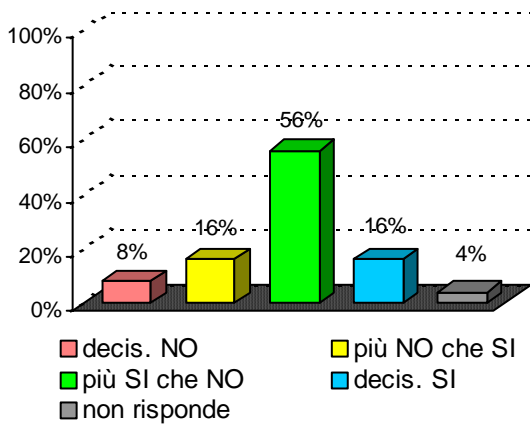


domanda 11 : tempo medio per raggiungere l'Università

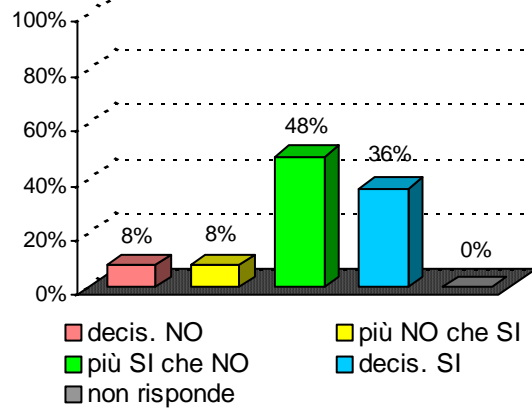


**Organizzazione e Infrastrutture**

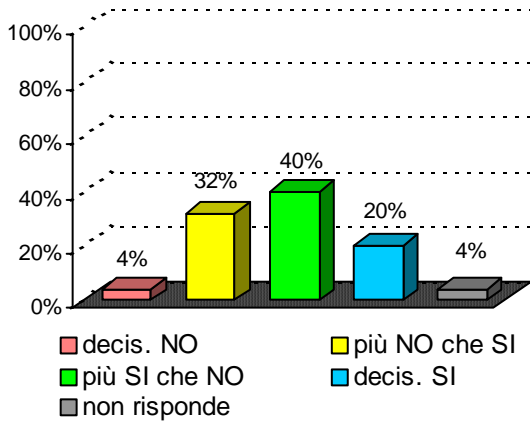
**domanda 12 : accettabilità carico studio totale**



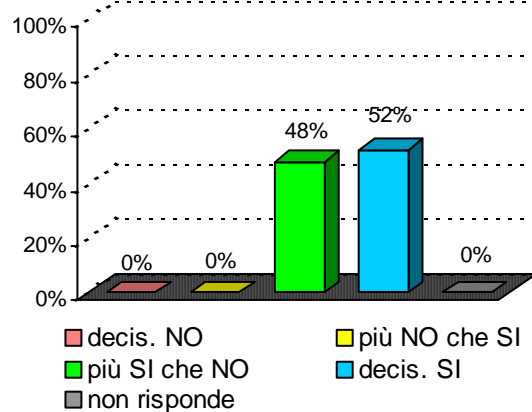
**domanda 13 : accettabilità organizzazione complessiva**



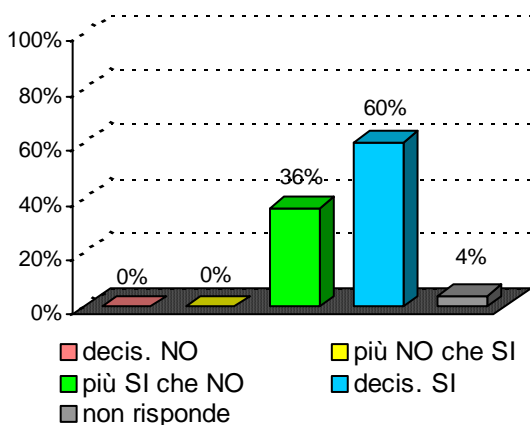
**domanda 14 : chiarezza definizione modalità esame**

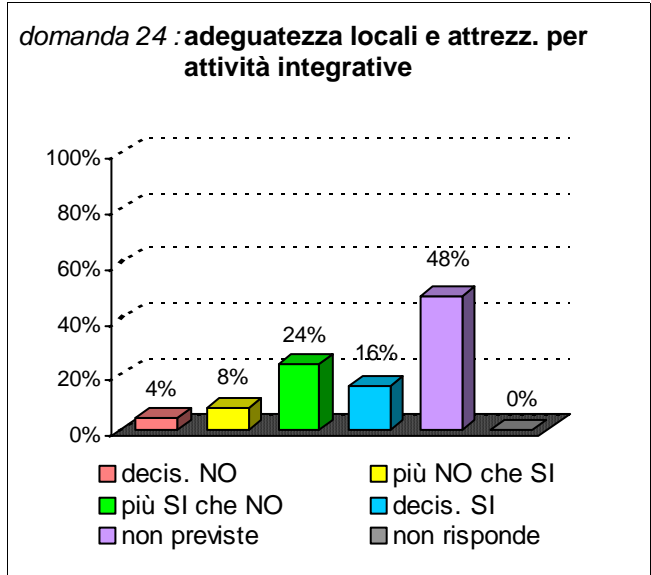
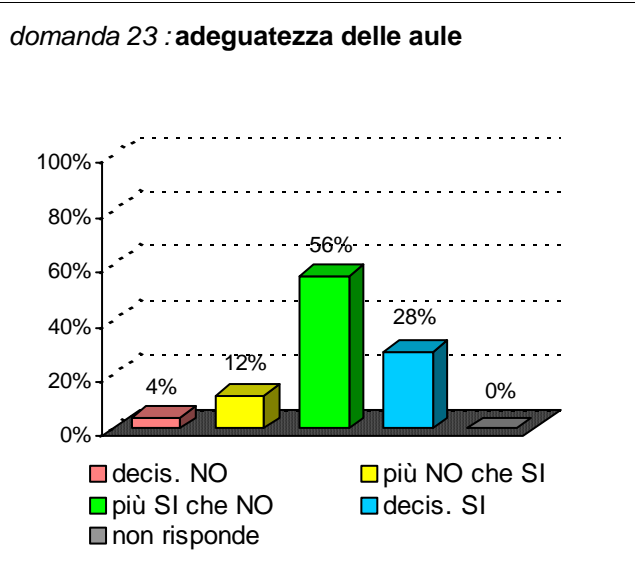


**domanda 15 : rispetto orari svolgimento didattica**

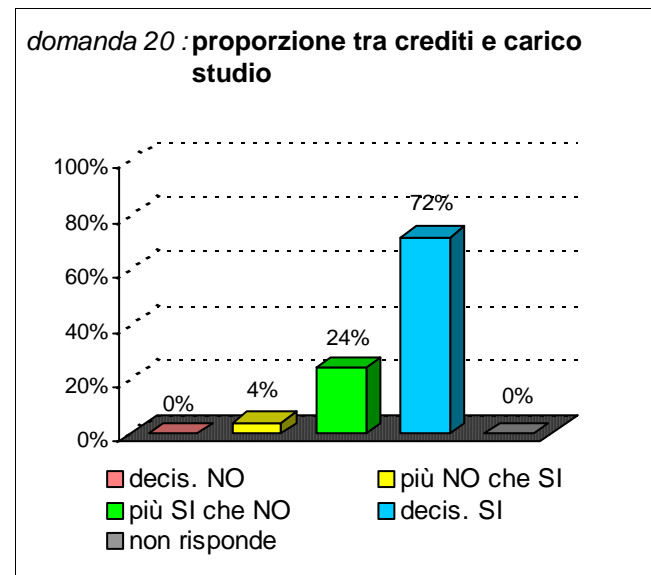
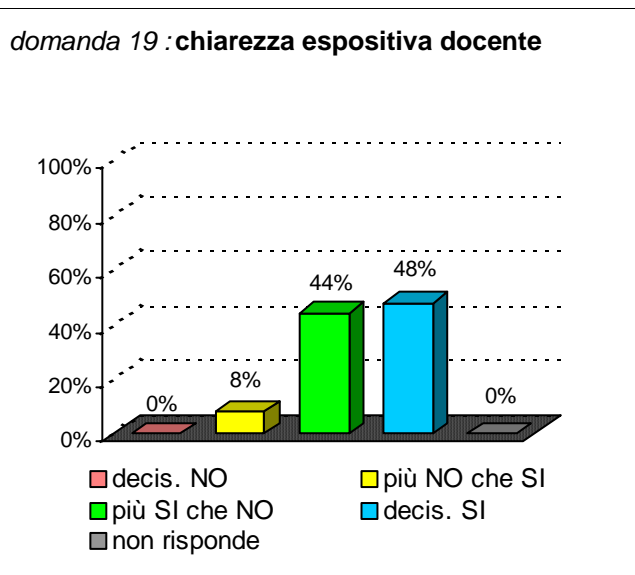
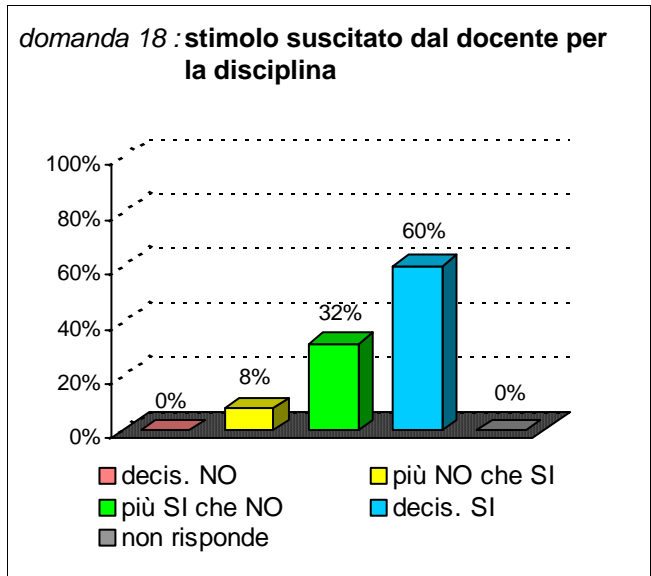
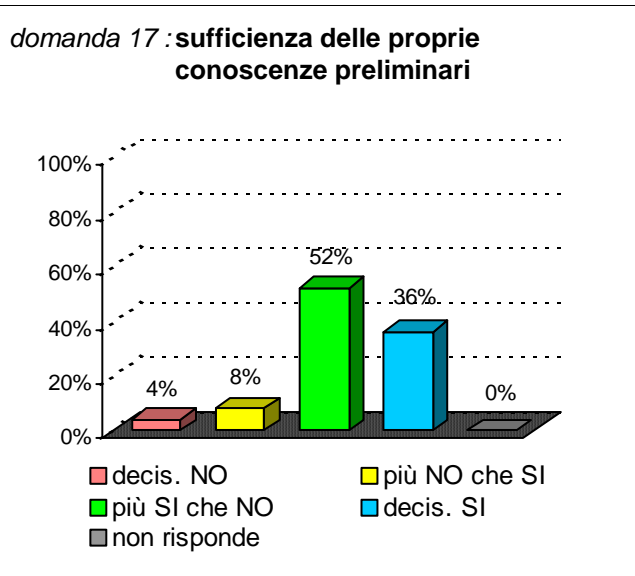


**domanda 16 : reperibilità del docente**

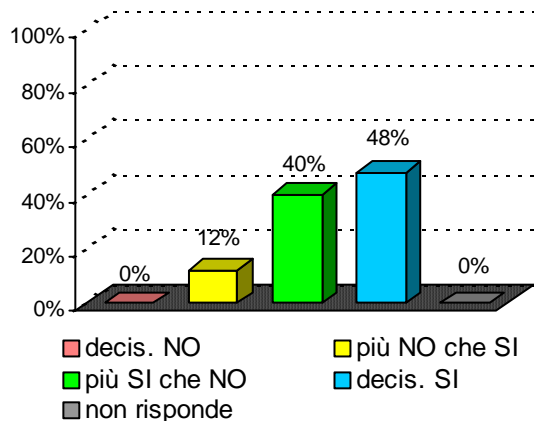




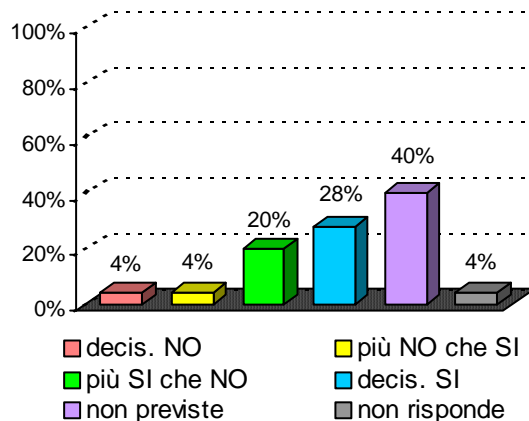
**Didattica e Soddifazione**



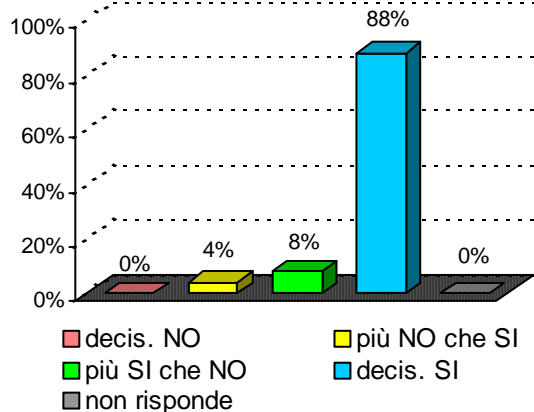
domanda 21 : adeguatezza materiale didattico



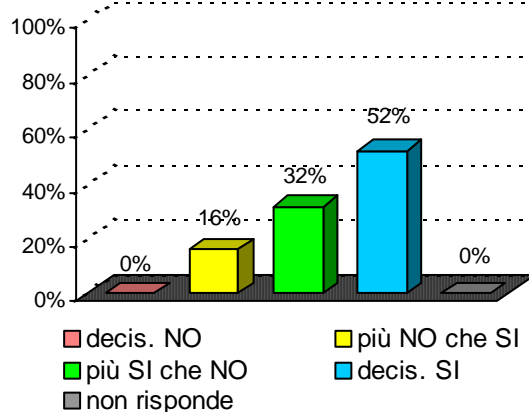
domanda 22 : utilità delle attività didattiche integrative



domanda 25 : interesse per argomenti della disciplina



domanda 26 : soddisfazione complessiva



**Sintesi delle valutazioni (domande qualitative) dell'insegnamento confrontate con quelle del rispettivo Corso di Studi e del Dipartimento di afferenza**

Valutazione dell' insegnamento con codice : 30538

domanda	decis. NO	più NO che SI	più SI che NO	decis. SI	non previste	non risponde
14	4%	32%	40%	20%		4%
15	0%	0%	48%	52%		0%
16	0%	0%	36%	60%		4%
17	4%	8%	52%	36%		0%
18	0%	8%	32%	60%		0%
19	0%	8%	44%	48%		0%
20	0%	4%	24%	72%		0%
21	0%	12%	40%	48%		0%
22	4%	4%	20%	28%	40%	4%
25	0%	4%	8%	88%		0%
26	0%	16%	32%	52%		0%

Valutazione del corso di laurea :

**Fisica**

classe : L-30

sede didattica : CATANIA

domanda	decis. NO	più NO che SI	più SI che NO	decis. SI	non previste	non risponde
14	3%	12%	40%	45%		1%
15	1%	4%	28%	67%		1%
16	2%	4%	36%	57%		2%
17	4%	17%	48%	31%		0%
18	4%	12%	42%	42%		0%
19	5%	11%	39%	44%		1%
20	3%	10%	45%	41%		1%
21	5%	13%	48%	34%		1%
22	2%	5%	19%	26%	45%	3%
25	1%	5%	33%	61%		0%
26	4%	11%	43%	42%		0%

Valutazione del Dipart. : **Fisica e Astronomia**

domanda	decis. NO	più NO che SI	più SI che NO	decis. SI	non previste	non risponde
14	3%	11%	40%	46%		1%
15	2%	5%	29%	64%		0%
16	2%	4%	35%	57%		2%
17	5%	16%	48%	31%		0%
18	6%	11%	40%	44%		0%
19	6%	10%	39%	44%		1%
20	4%	11%	46%	38%		1%
21	5%	13%	46%	35%		1%
22	2%	4%	16%	24%	50%	3%
25	1%	5%	30%	63%		0%
26	6%	11%	41%	42%		0%