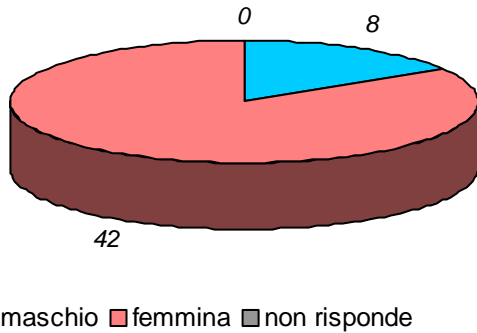


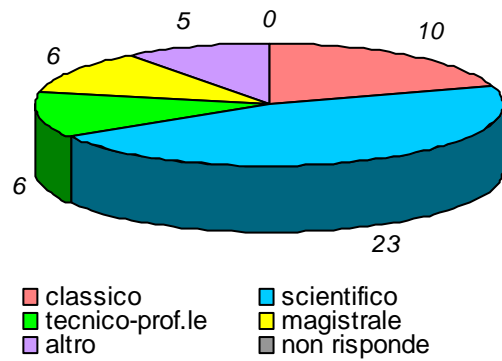
schede valide : 50 schede bianche : 0 schede nulle : 0

Informazioni degli studenti

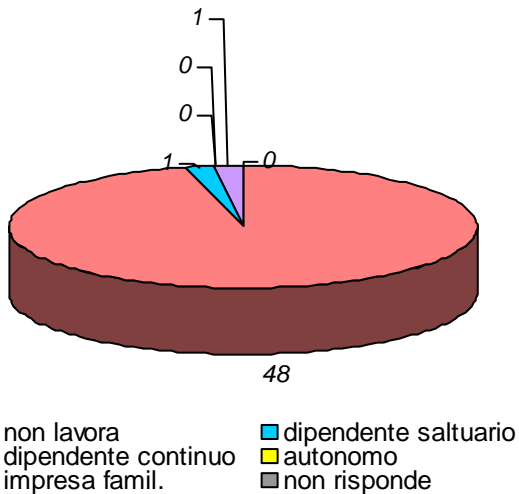
domanda 1: sesso



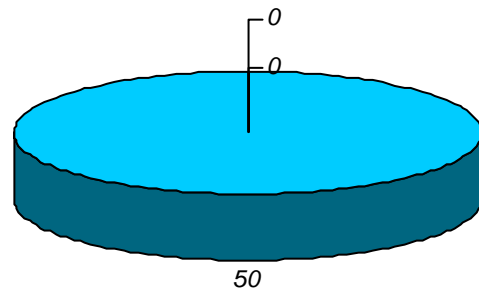
domanda 2: diploma scuola media sup.



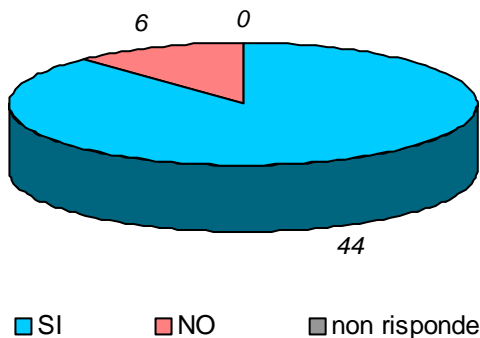
domanda 3: posizione lavorativa



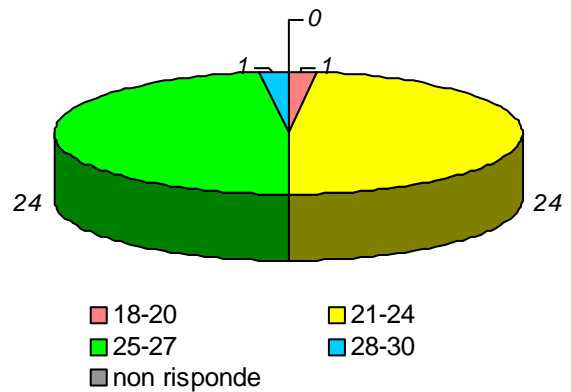
domanda 4: posizione universitaria



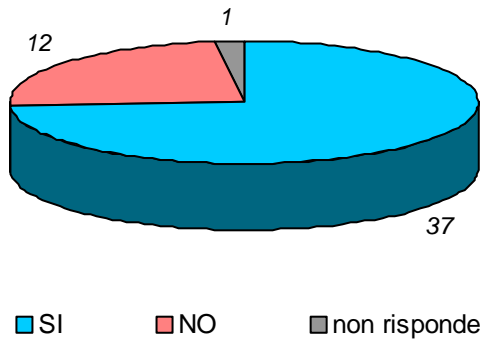
domanda 5: in regola con gli esami



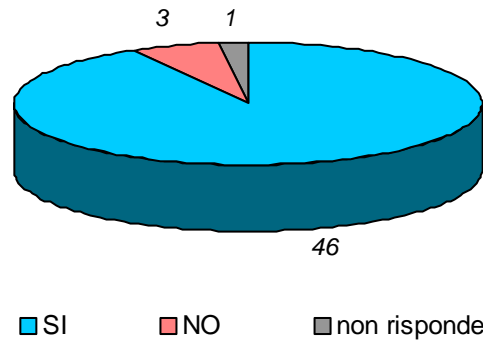
domanda 6: votazione media esami



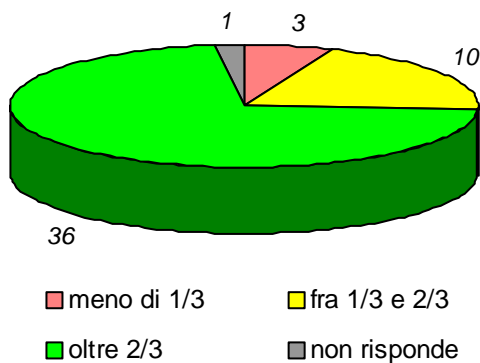
domanda 7: prima volta che affronta l'esame della disciplina



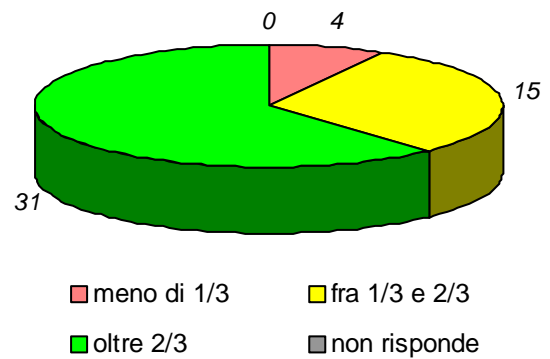
domanda 8: prima volta che segue la disciplina



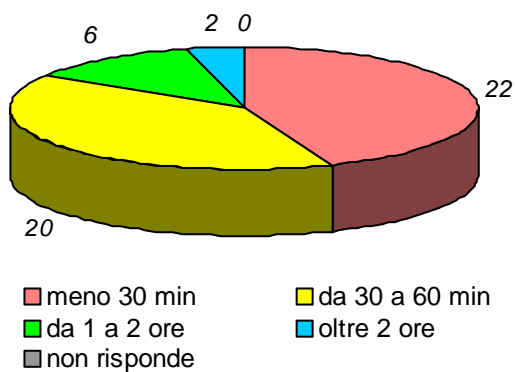
domanda 9: percentuale di frequenza della disciplina



domanda 10 : percentuale di frequenza delle discipline del piano studi

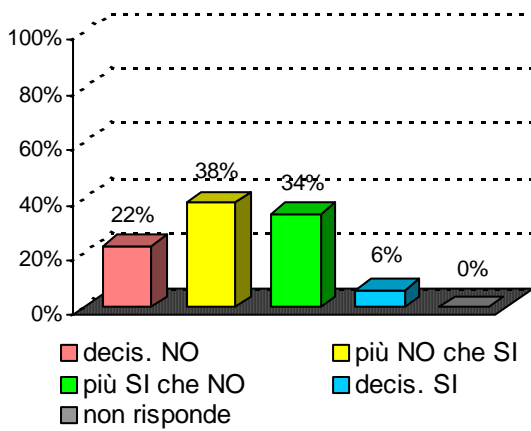


domanda 11 : tempo medio per raggiungere l'Università

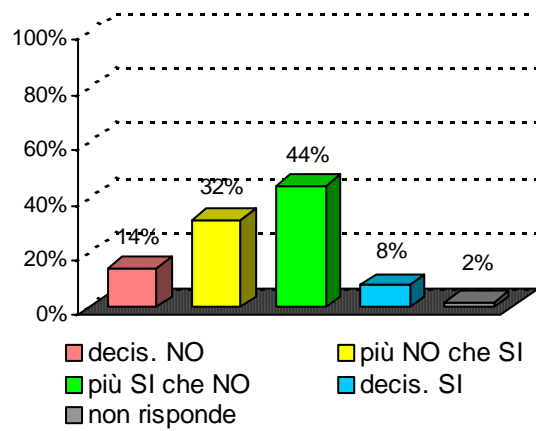


Organizzazione e Infrastrutture

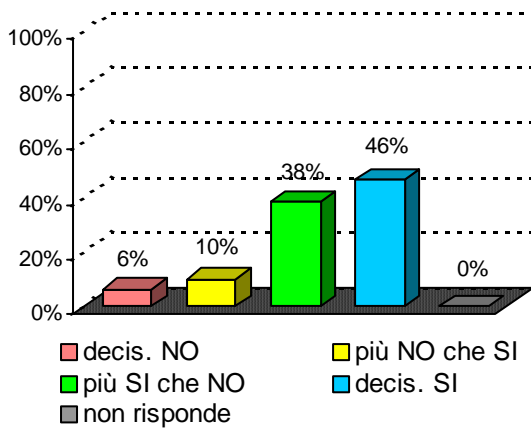
domanda 12 : accettabilità carico studio totale



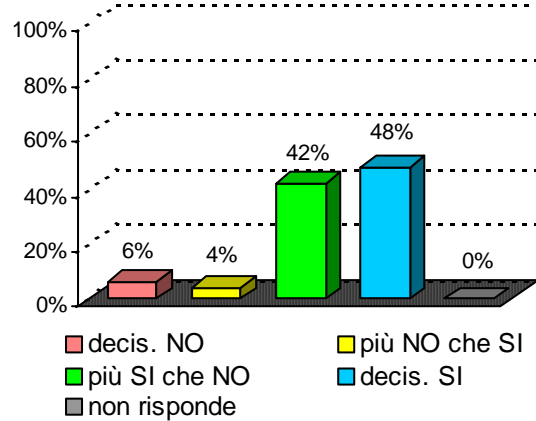
domanda 13 : accettabilità organizzazione complessiva



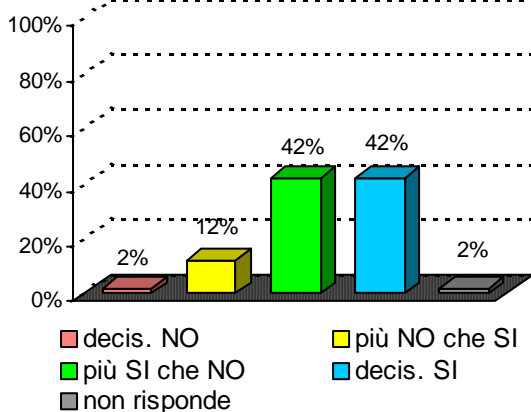
domanda 14 : chiarezza definizione modalità esame

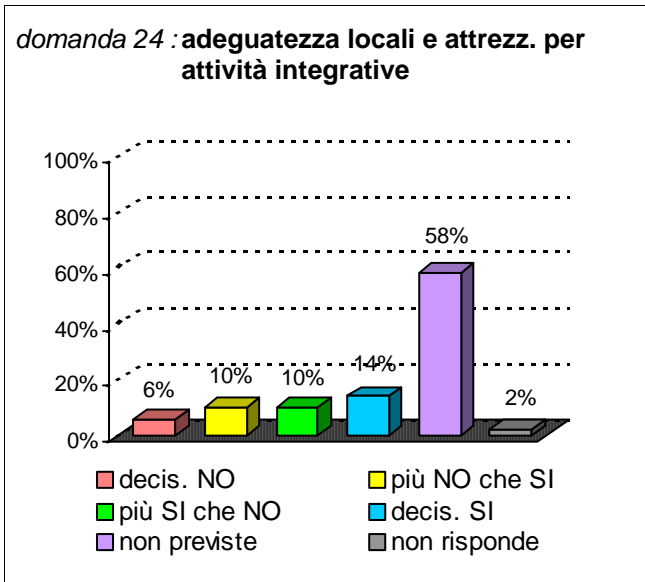
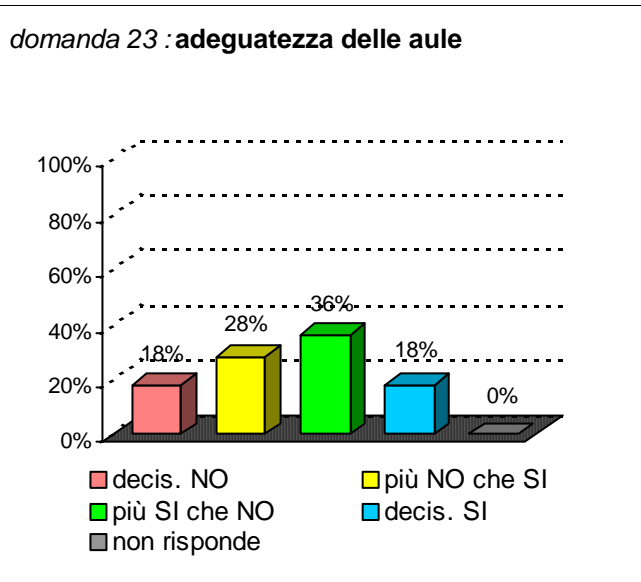


domanda 15 : rispetto orari svolgimento didattica

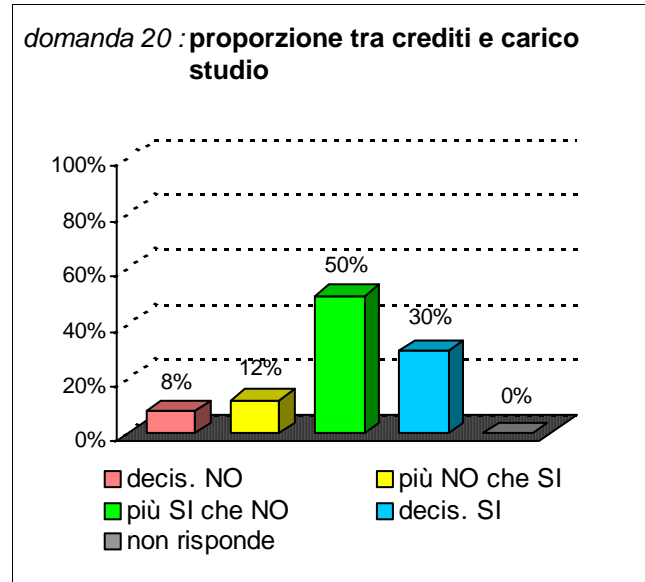
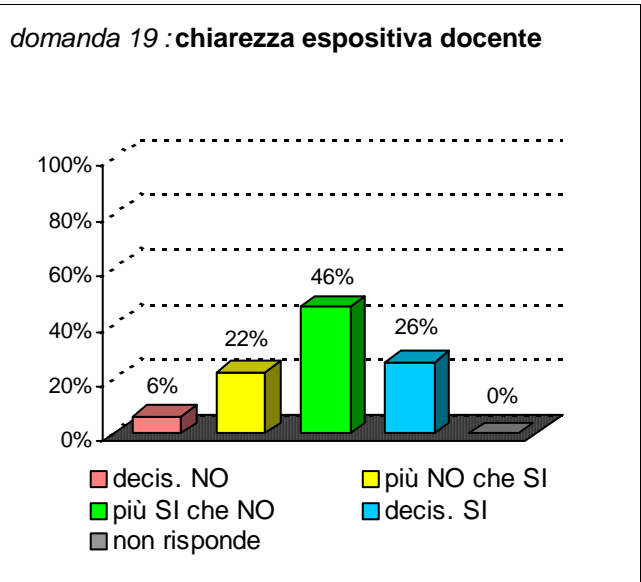
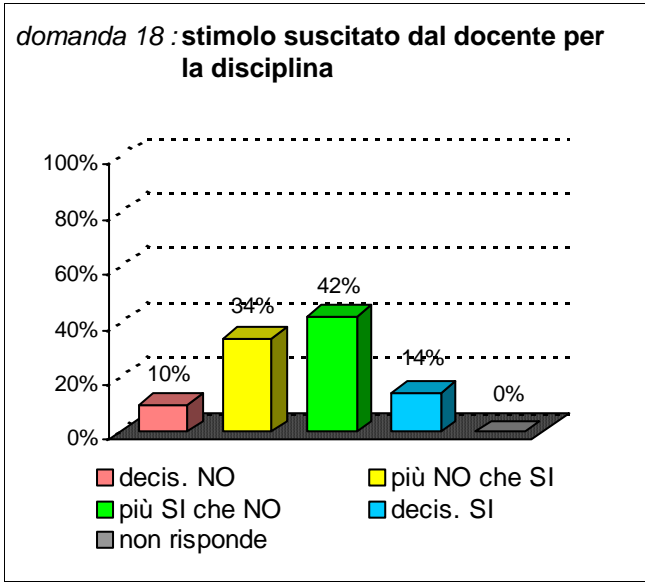
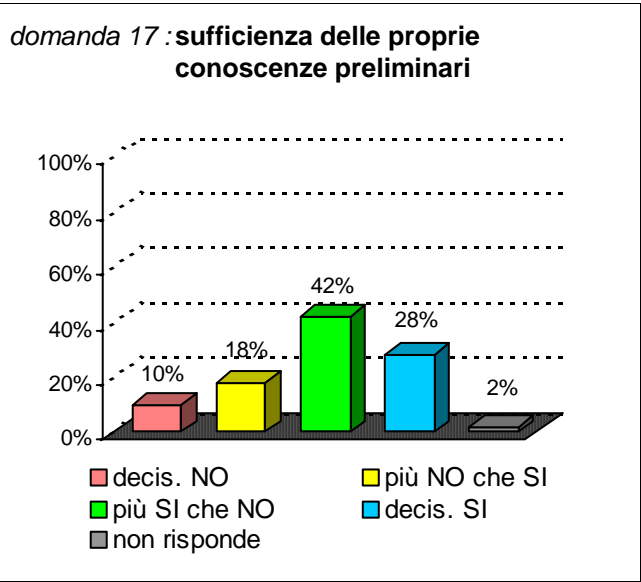


domanda 16 : reperibilità del docente

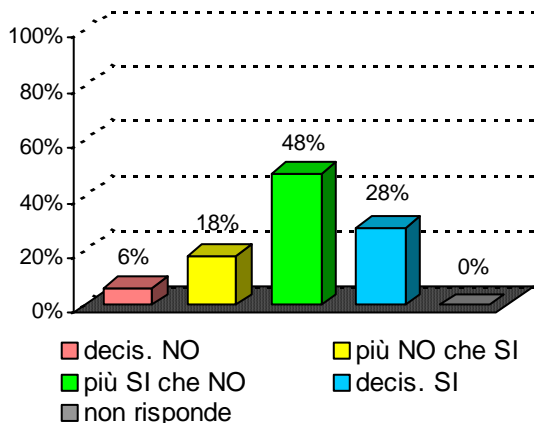




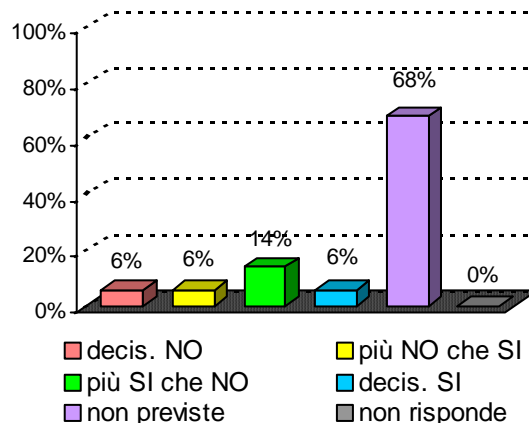
Didattica e Soddisfazione



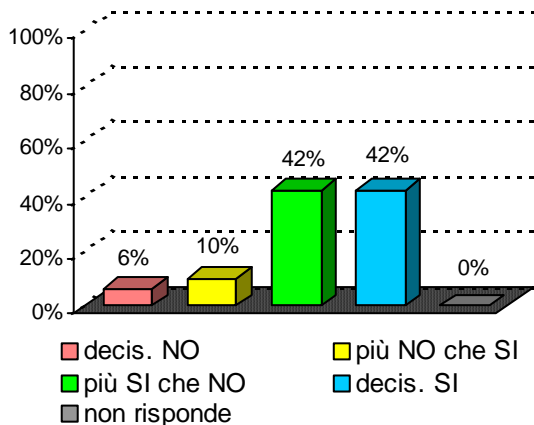
domanda 21 : adeguatezza materiale didattico



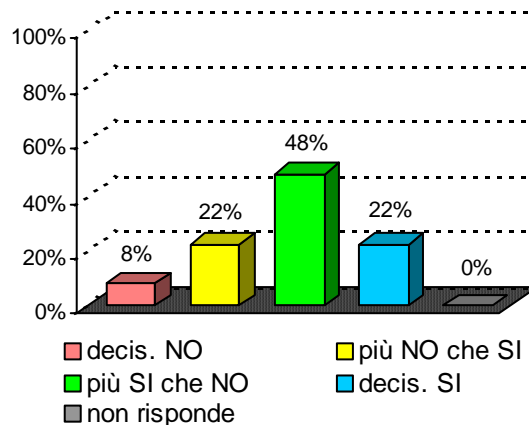
domanda 22 : utilità delle attività didattiche integrative



domanda 25 : interesse per argomenti della disciplina



domanda 26 : soddisfazione complessiva



Sintesi delle valutazioni (domande qualitative) dell'insegnamento confrontate con quelle del rispettivo Corso di Studi e del Dipartimento di afferenza

Valutazione dell' insegnamento con codice : 31322

domanda	decis. NO	più NO che SI	più SI che NO	decis. SI	non previste	non risponde
14	6%	10%	38%	46%		0%
15	6%	4%	42%	48%		0%
16	2%	12%	42%	42%		2%
17	10%	18%	42%	28%		2%
18	10%	34%	42%	14%		0%
19	6%	22%	46%	26%		0%
20	8%	12%	50%	30%		0%
21	6%	18%	48%	28%		0%
22	6%	6%	14%	6%	68%	0%
25	6%	10%	42%	42%		0%
26	8%	22%	48%	22%		0%

Valutazione del corso di laurea :

Scienze erboristiche e dei prodotti nutraceutici

classe : L-29

sede didattica : CATANIA

domanda	decis. NO	più NO che SI	più SI che NO	decis. SI	non previste	non risponde
14	5%	17%	40%	38%		0%
15	4%	13%	44%	38%		1%
16	2%	10%	50%	37%		1%
17	7%	24%	51%	18%		0%
18	5%	23%	47%	24%		0%
19	3%	13%	52%	31%		1%
20	6%	18%	54%	22%		0%
21	5%	16%	52%	26%		1%
22	3%	5%	13%	9%	62%	7%
25	3%	14%	44%	39%		0%
26	3%	16%	55%	26%		0%

Valutazione del Dipart. : Scienze del Farmaco

domanda	decis. NO	più NO che SI	più SI che NO	decis. SI	non previste	non risponde
14	6%	17%	38%	39%		1%
15	4%	11%	39%	46%		1%
16	3%	11%	43%	41%		2%
17	6%	20%	50%	23%		0%
18	7%	19%	43%	30%		1%
19	5%	15%	43%	36%		1%
20	6%	17%	49%	27%		1%
21	5%	16%	49%	29%		1%
22	3%	6%	16%	13%	55%	6%
25	4%	10%	42%	44%		0%
26	5%	15%	46%	33%		1%