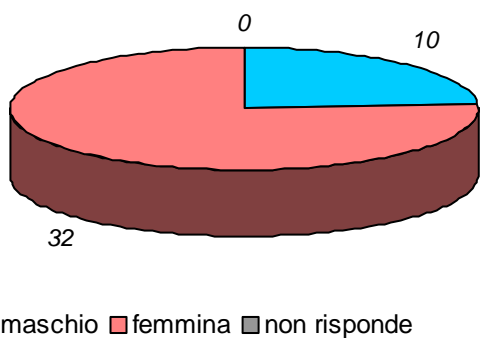


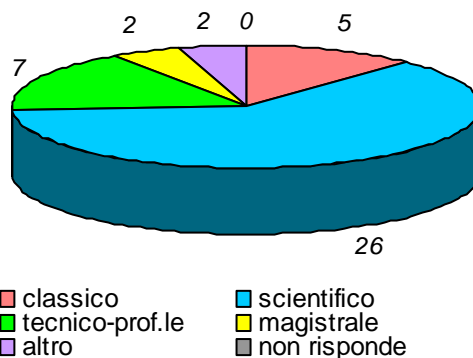
schede valide : 42 schede bianche : 0 schede nulle : 0

Informazioni degli studenti

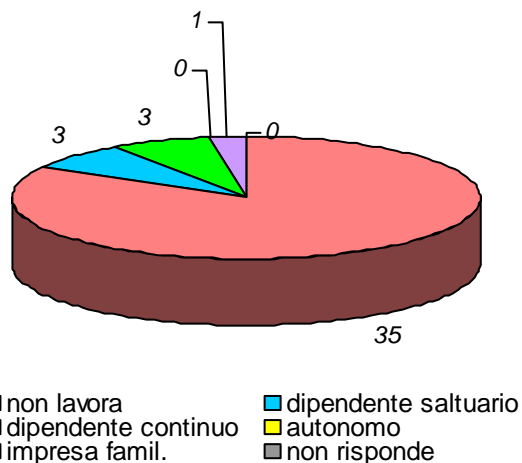
domanda 1: sesso



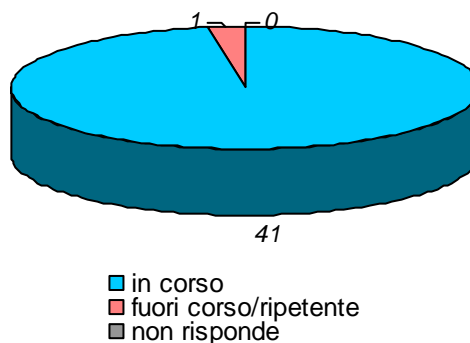
domanda 2: diploma scuola media sup.



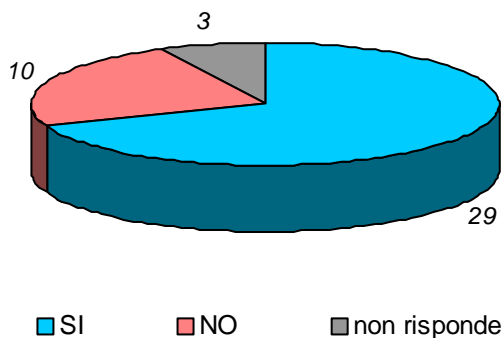
domanda 3: posizione lavorativa



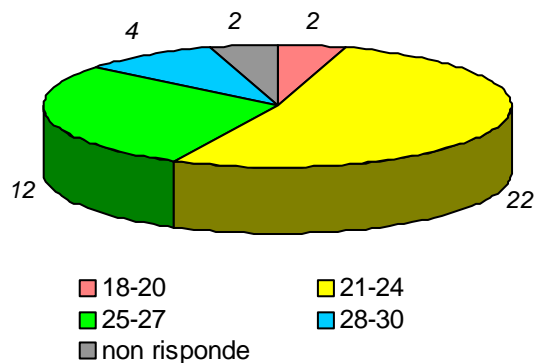
domanda 4: posizione universitaria



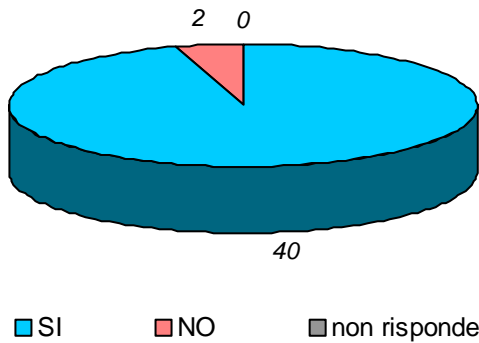
domanda 5: in regola con gli esami



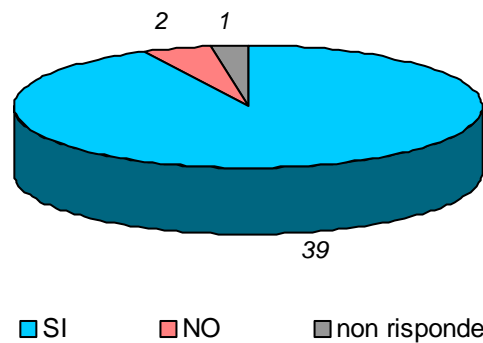
domanda 6: votazione media esami



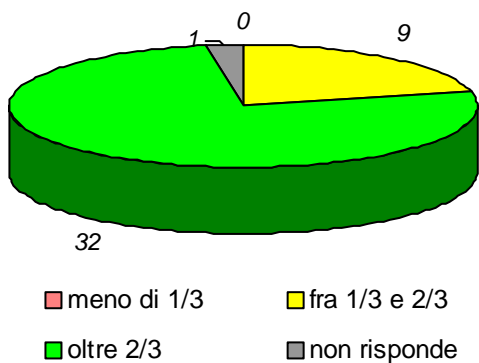
domanda 7: prima volta che affronta l'esame della disciplina



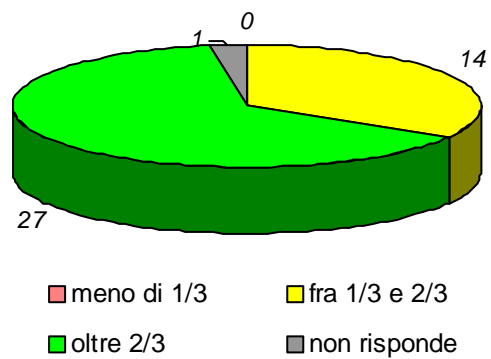
domanda 8: prima volta che segue la disciplina



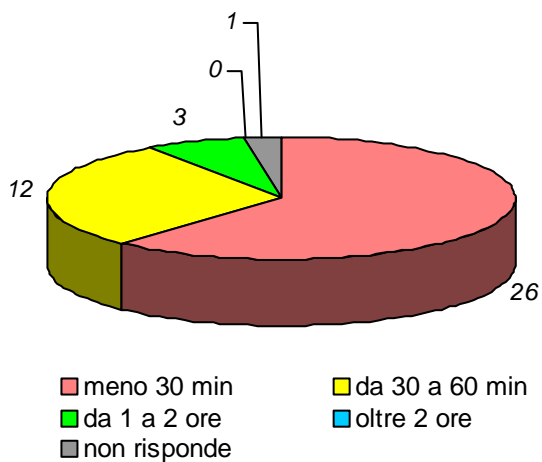
domanda 9: percentuale di frequenza della disciplina



domanda 10: percentuale di frequenza delle discipline del piano studi

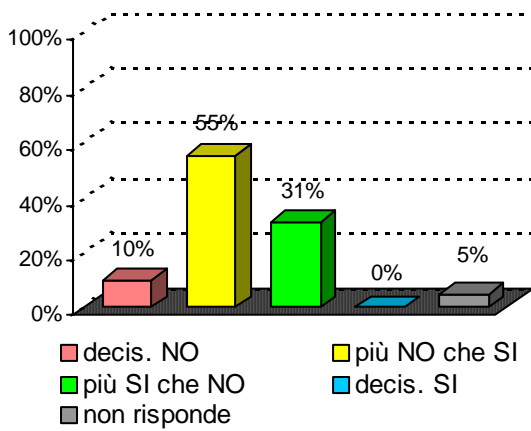


domanda 11: tempo medio per raggiungere l'Università

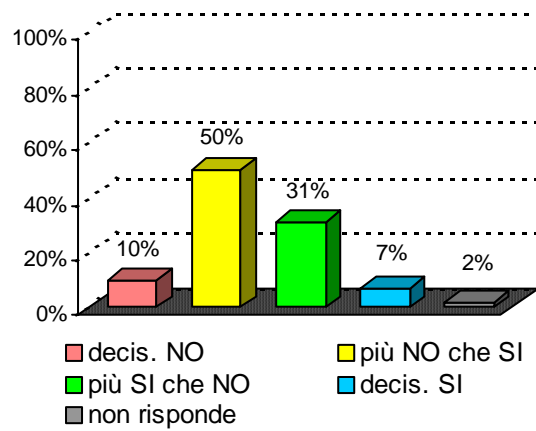


Organizzazione e Infrastrutture

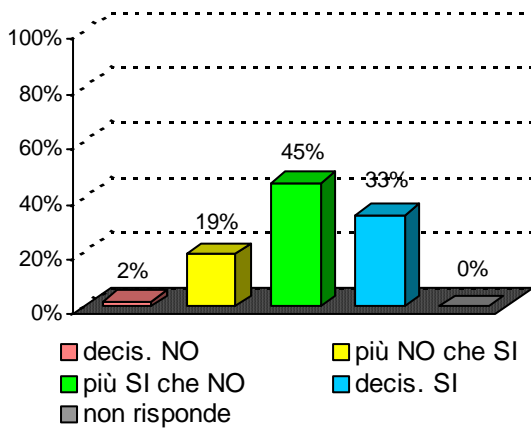
domanda 12 : accettabilità carico studio totale



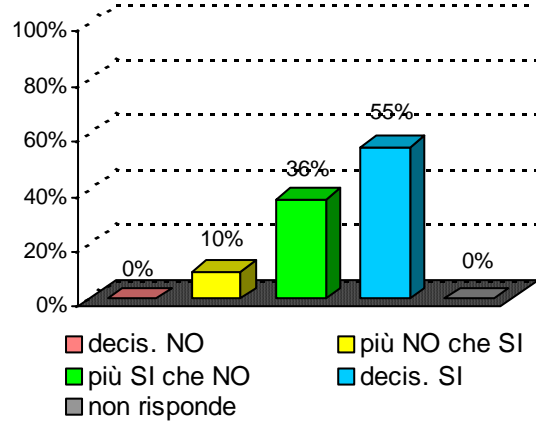
domanda 13 : accettabilità organizzazione complessiva



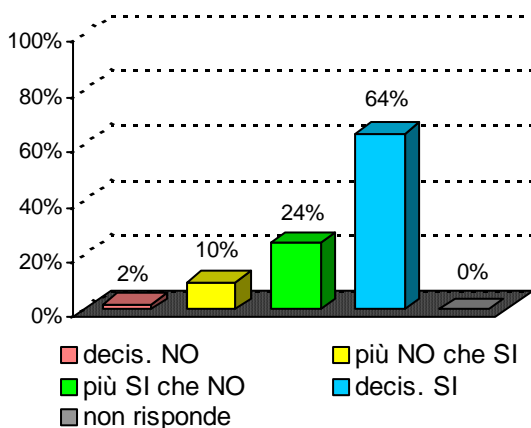
domanda 14 : chiarezza definizione modalità esame

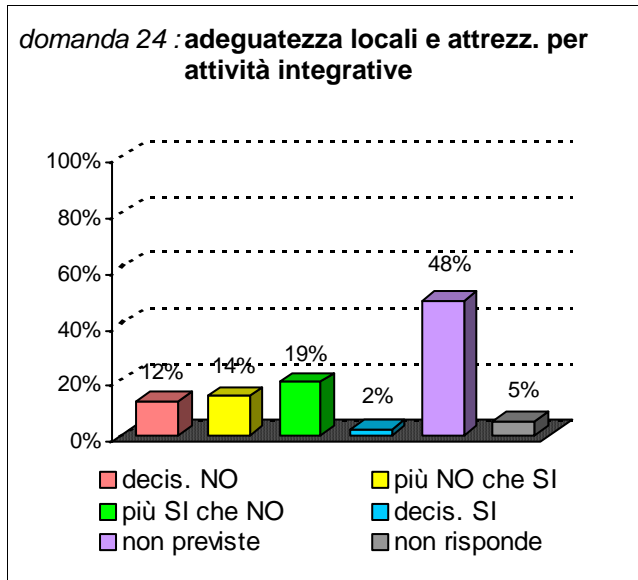
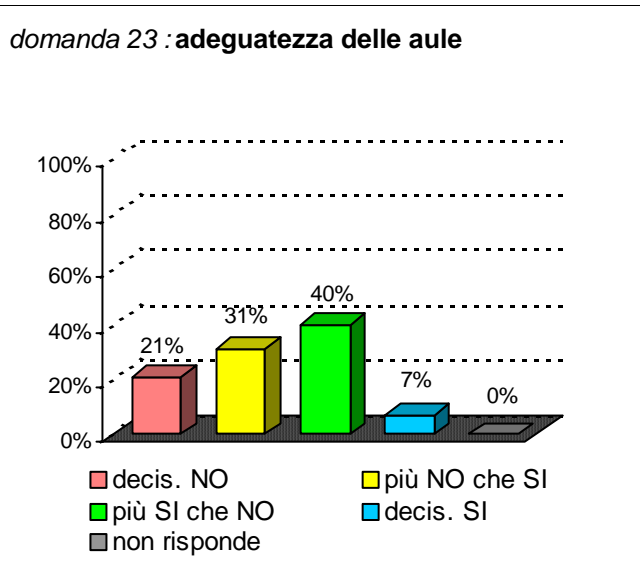


domanda 15 : rispetto orari svolgimento didattica

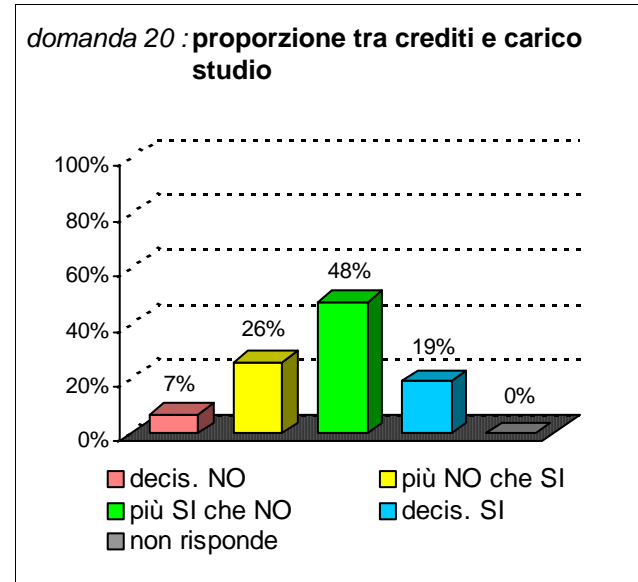
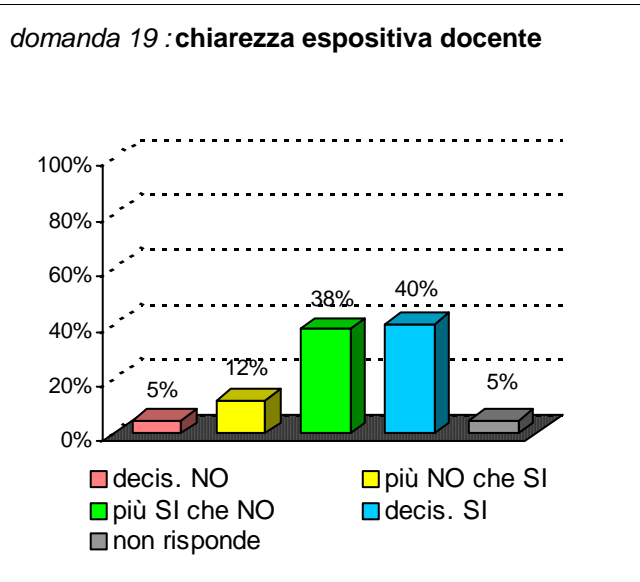
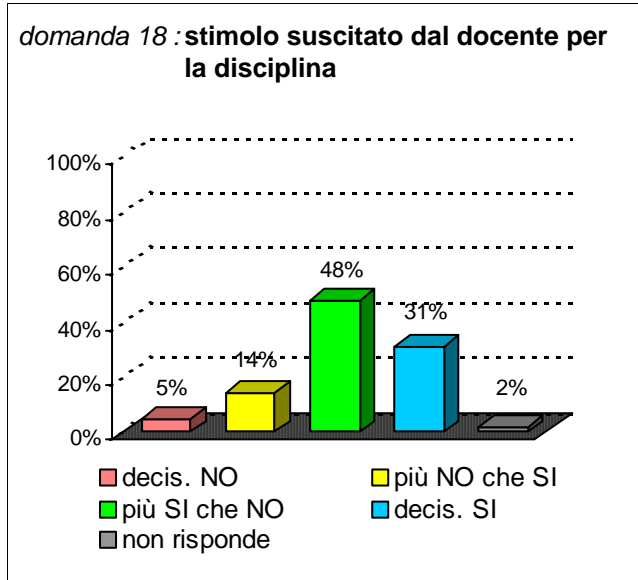
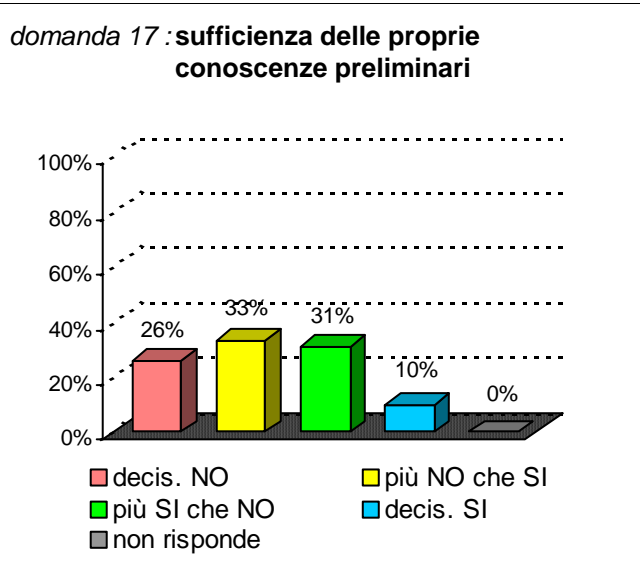


domanda 16 : reperibilità del docente

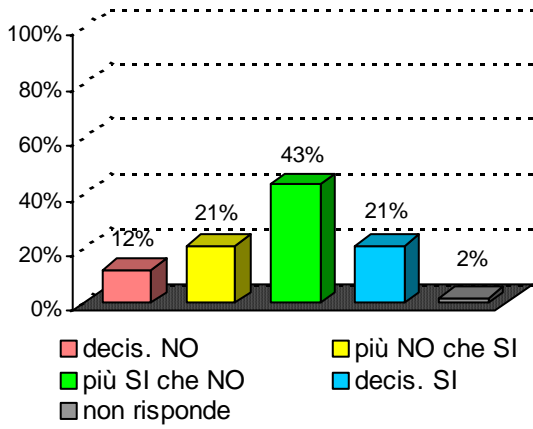




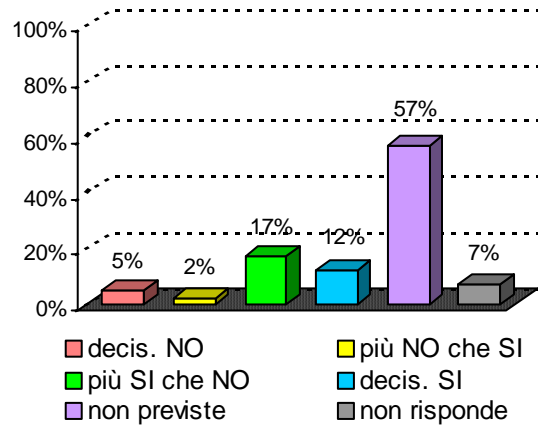
Didattica e Soddifazione



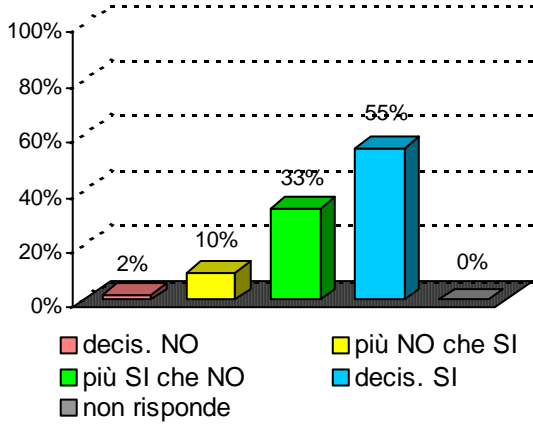
domanda 21 : adeguatezza materiale didattico



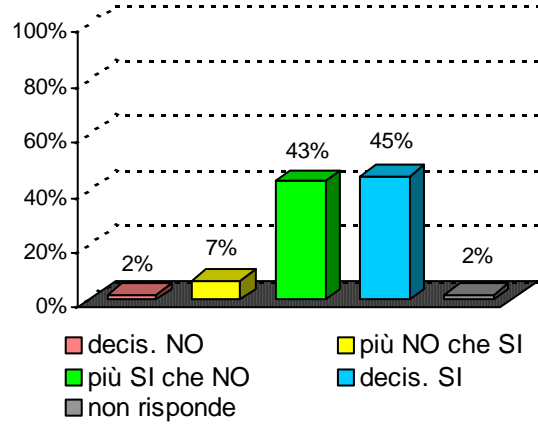
domanda 22 : utilità delle attività didattiche integrative



domanda 25 : interesse per argomenti della disciplina



domanda 26 : soddisfazione complessiva



Sintesi delle valutazioni (domande qualitative) dell'insegnamento confrontate con quelle del rispettivo Corso di Studi e del Dipartimento di afferenza

Valutazione dell' insegnamento con codice : **31643**

domanda	decis. NO	più NO che SI	più SI che NO	decis. SI	non previste	non risponde
14	2%	19%	45%	33%		0%
15	0%	10%	36%	55%		0%
16	2%	10%	24%	64%		0%
17	26%	33%	31%	10%		0%
18	5%	14%	48%	31%		2%
19	5%	12%	38%	40%		5%
20	7%	26%	48%	19%		0%
21	12%	21%	43%	21%		2%
22	5%	2%	17%	12%	57%	7%
25	2%	10%	33%	55%		0%
26	2%	7%	43%	45%		2%

Valutazione del corso di laurea :

Tossicologia dell'ambiente e degli alimenti

classe : **L-29**

sede didattica : **CATANIA**

domanda	decis. NO	più NO che SI	più SI che NO	decis. SI	non previste	non risponde
14	7%	22%	37%	33%		1%
15	7%	15%	34%	42%		1%
16	5%	17%	38%	38%		2%
17	7%	25%	47%	20%		0%
18	9%	20%	41%	28%		2%
19	7%	19%	38%	33%		2%
20	6%	16%	48%	28%		1%
21	8%	20%	47%	23%		1%
22	5%	7%	23%	18%	39%	6%
25	3%	11%	41%	44%		1%
26	8%	19%	40%	32%		2%

Valutazione del Dipart. : **Scienze del Farmaco**

domanda	decis. NO	più NO che SI	più SI che NO	decis. SI	non previste	non risponde
14	6%	17%	38%	39%		1%
15	4%	11%	39%	46%		1%
16	3%	11%	43%	41%		2%
17	6%	20%	50%	23%		0%
18	7%	19%	43%	30%		1%
19	5%	15%	43%	36%		1%
20	6%	17%	49%	27%		1%
21	5%	16%	49%	29%		1%
22	3%	6%	16%	13%	55%	6%
25	4%	10%	42%	44%		0%
26	5%	15%	46%	33%		1%