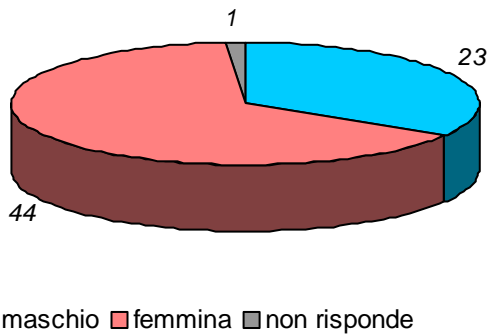


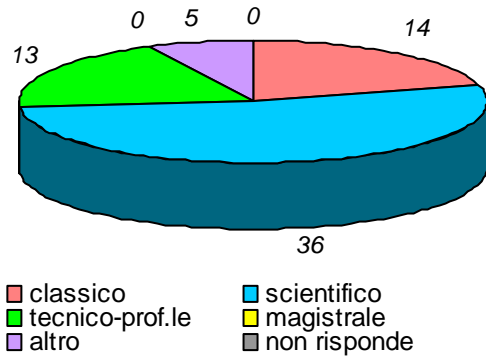
schede valide : 68    schede bianche : 0    schede nulle : 0

Informazioni degli studenti

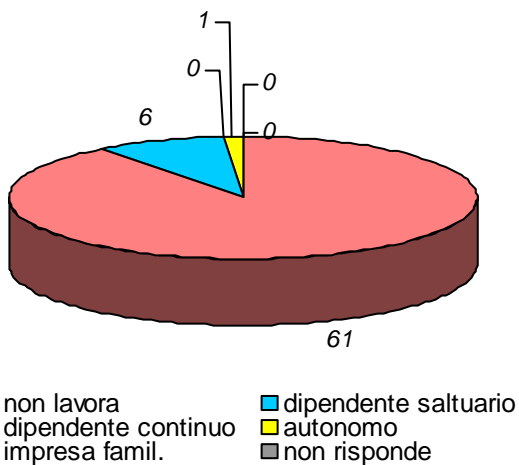
domanda 1: sesso



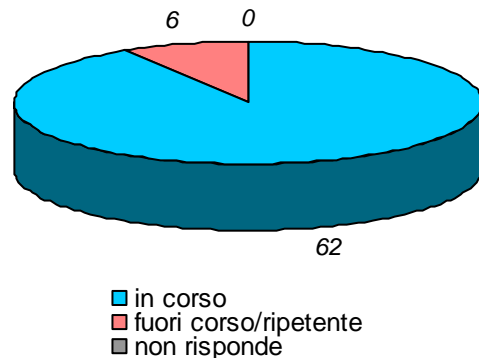
domanda 2: diploma scuola media sup.



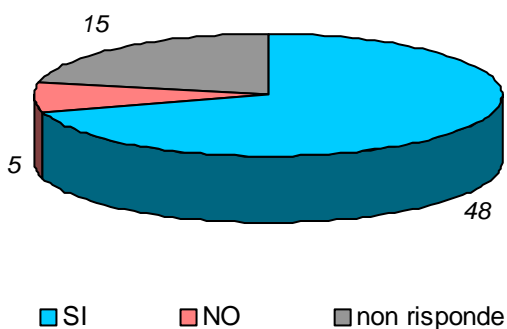
domanda 3: posizione lavorativa



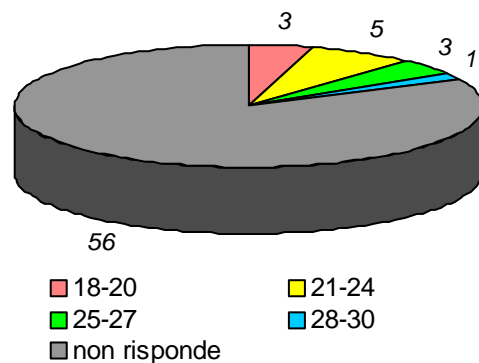
domanda 4: posizione universitaria



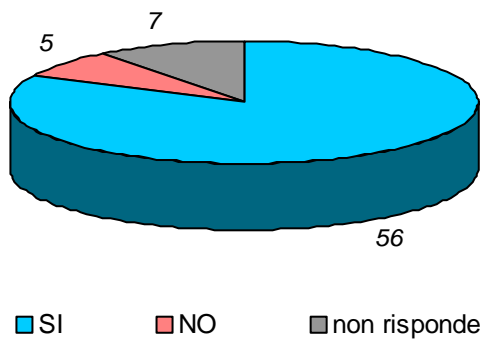
domanda 5: in regola con gli esami



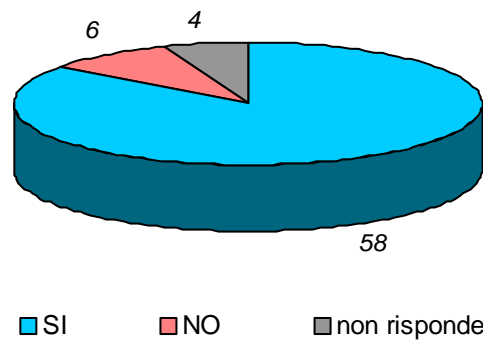
domanda 6: votazione media esami



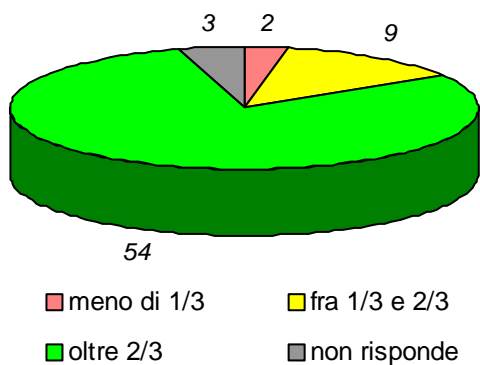
domanda 7: prima volta che affronta l'esame della disciplina



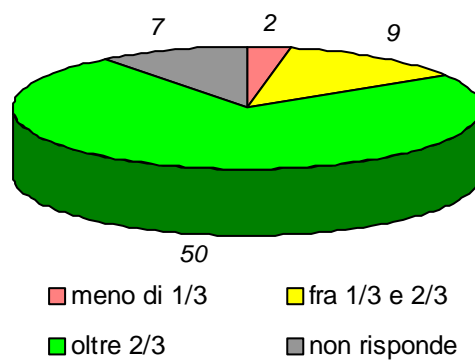
domanda 8: prima volta che segue la disciplina



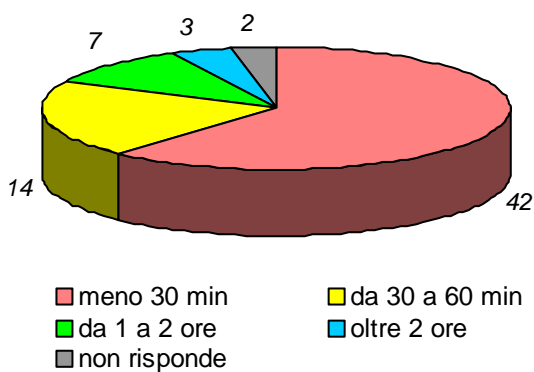
domanda 9: percentuale di frequenza della disciplina



domanda 10 : percentuale di frequenza delle discipline del piano studi

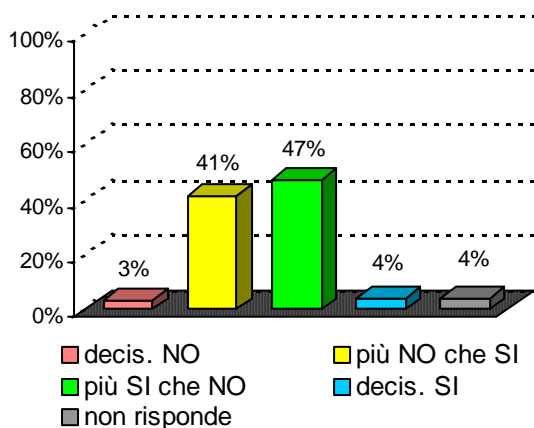


domanda 11 : tempo medio per raggiungere l'Università

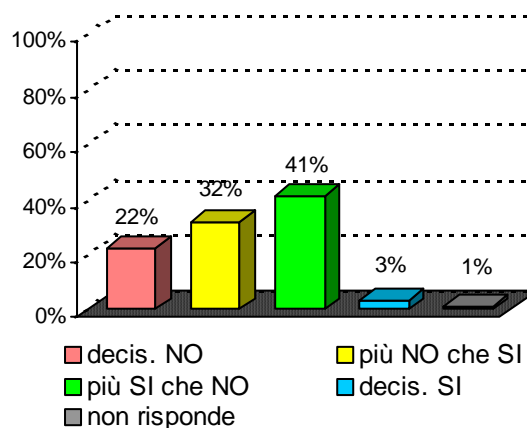


Organizzazione e Infrastrutture

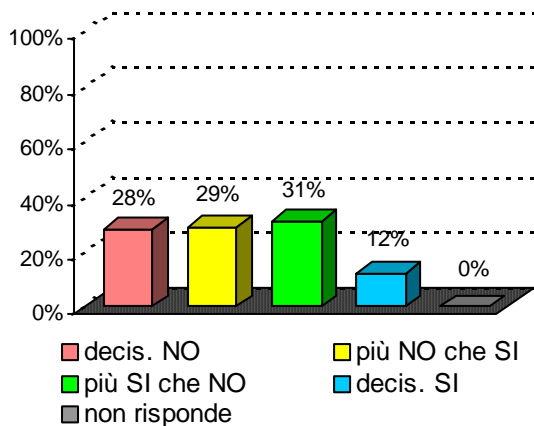
domanda 12 : accettabilità carico studio totale



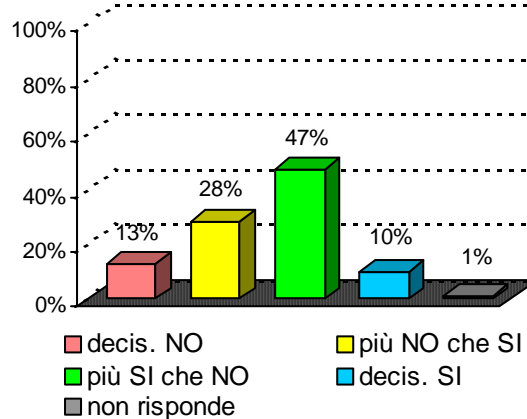
domanda 13 : accettabilità organizzazione complessiva



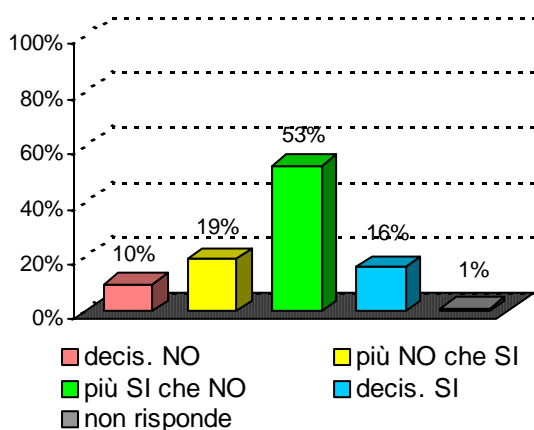
domanda 14 : chiarezza definizione modalità esame

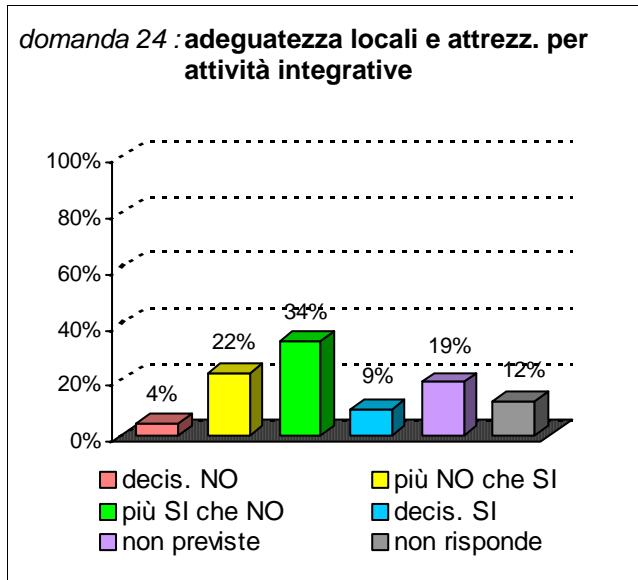
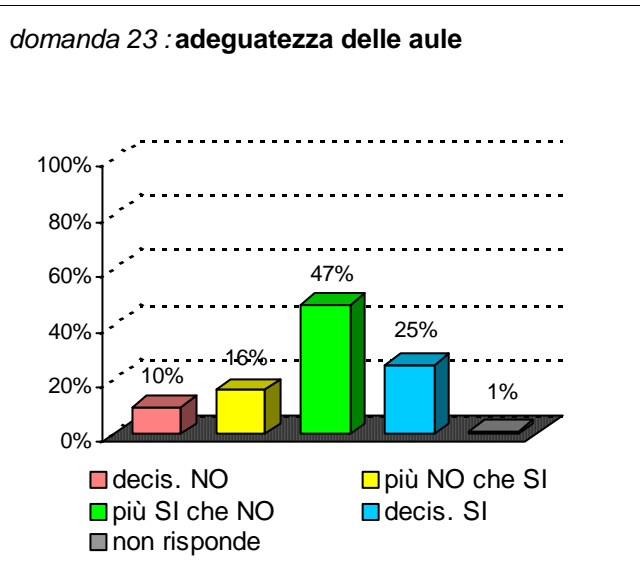


domanda 15 : rispetto orari svolgimento didattica

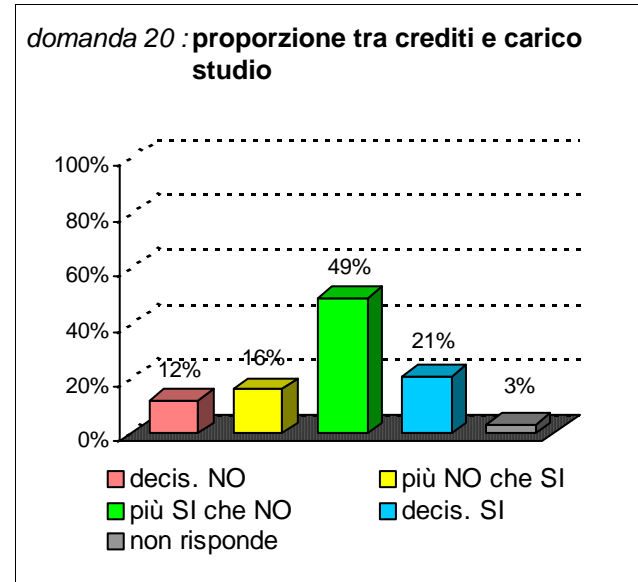
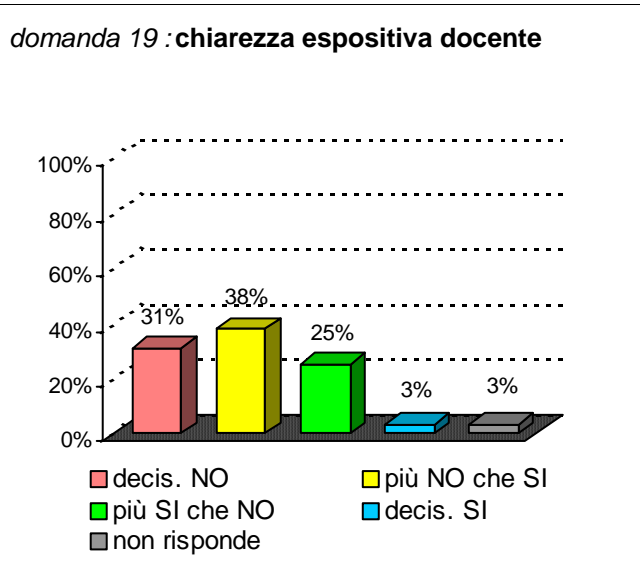
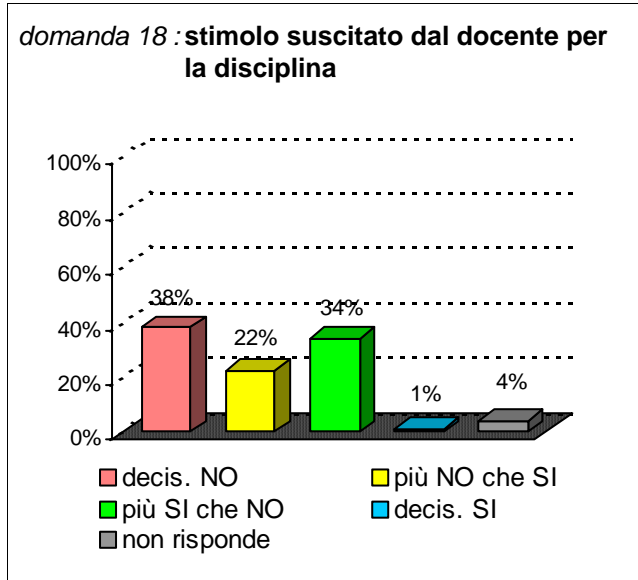
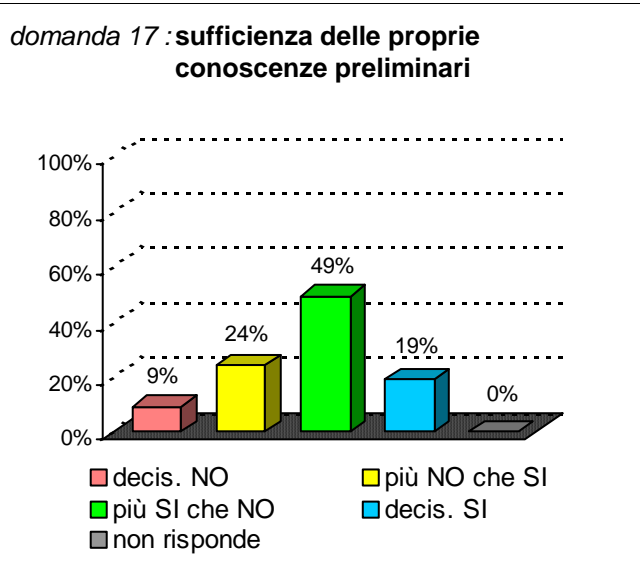


domanda 16 : reperibilità del docente

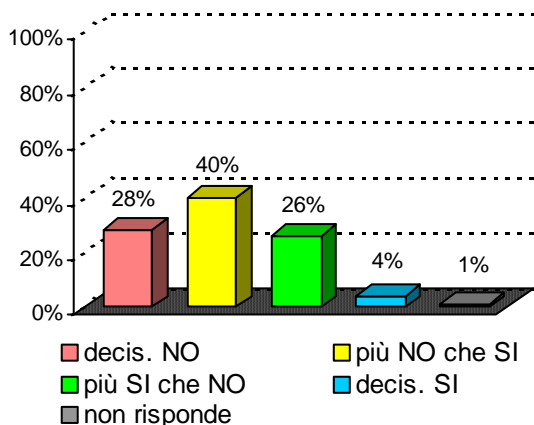




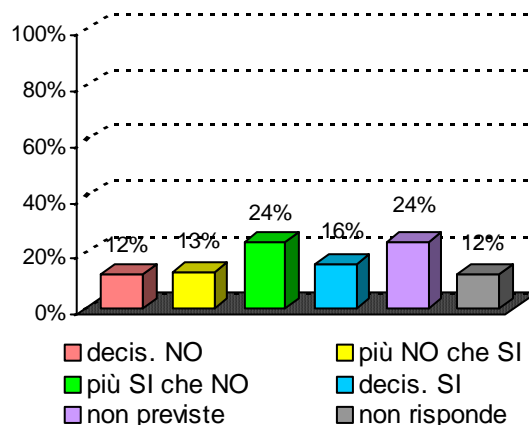
**Didattica e Soddisfazione**



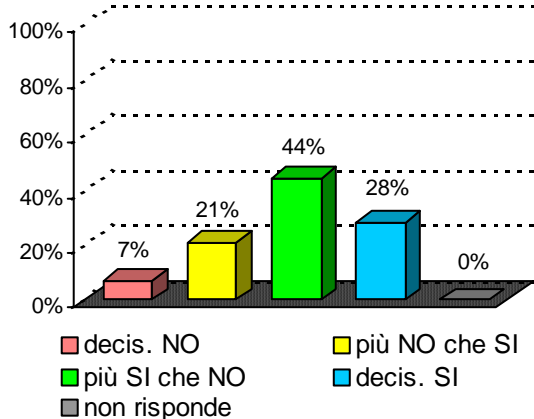
domanda 21 : adeguatezza materiale didattico



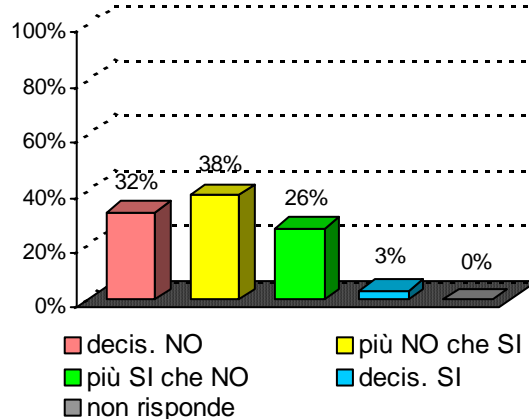
domanda 22 : utilità delle attività didattiche integrative



domanda 25 : interesse per argomenti della disciplina



domanda 26 : soddisfazione complessiva



**Sintesi delle valutazioni (domande qualitative) dell'insegnamento confrontate con quelle del rispettivo Corso di Studi e del Dipartimento di afferenza**

Valutazione dell' insegnamento con codice : **31647**

domanda	decis. NO	più NO che SI	più SI che NO	decis. SI	non previste	non risponde
14	28%	29%	31%	12%		0%
15	13%	28%	47%	10%		1%
16	10%	19%	53%	16%		1%
17	9%	24%	49%	19%		0%
18	38%	22%	34%	1%		4%
19	31%	38%	25%	3%		3%
20	12%	16%	49%	21%		3%
21	28%	40%	26%	4%		1%
22	12%	13%	24%	16%	24%	12%
25	7%	21%	44%	28%		0%
26	32%	38%	26%	3%		0%

Valutazione del corso di laurea :

**Tossicologia dell'ambiente e degli alimenti**

classe : **L-29**

sede didattica : **CATANIA**

domanda	decis. NO	più NO che SI	più SI che NO	decis. SI	non previste	non risponde
14	7%	22%	37%	33%		1%
15	7%	15%	34%	42%		1%
16	5%	17%	38%	38%		2%
17	7%	25%	47%	20%		0%
18	9%	20%	41%	28%		2%
19	7%	19%	38%	33%		2%
20	6%	16%	48%	28%		1%
21	8%	20%	47%	23%		1%
22	5%	7%	23%	18%	39%	6%
25	3%	11%	41%	44%		1%
26	8%	19%	40%	32%		2%

Valutazione del Dipart. : **Scienze del Farmaco**

domanda	decis. NO	più NO che SI	più SI che NO	decis. SI	non previste	non risponde
14	6%	17%	38%	39%		1%
15	4%	11%	39%	46%		1%
16	3%	11%	43%	41%		2%
17	6%	20%	50%	23%		0%
18	7%	19%	43%	30%		1%
19	5%	15%	43%	36%		1%
20	6%	17%	49%	27%		1%
21	5%	16%	49%	29%		1%
22	3%	6%	16%	13%	55%	6%
25	4%	10%	42%	44%		0%
26	5%	15%	46%	33%		1%