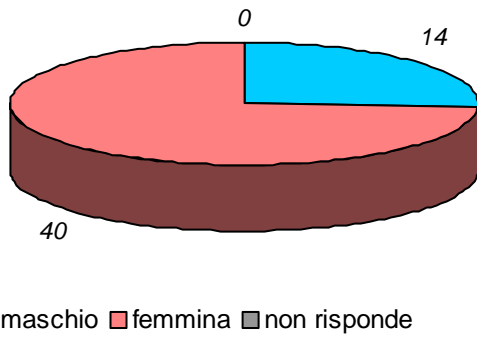


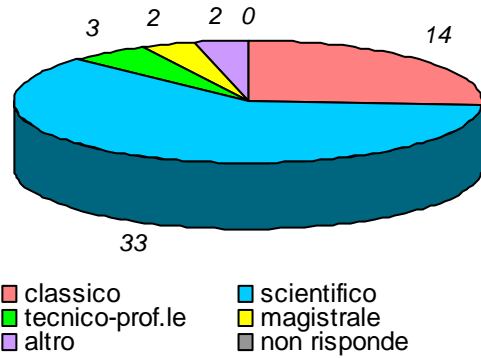
schede valide : 54 schede bianche : 0 schede nulle : 0

Informazioni degli studenti

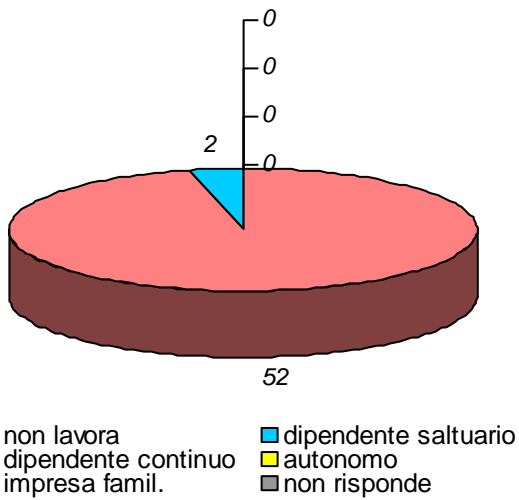
domanda 1: sesso



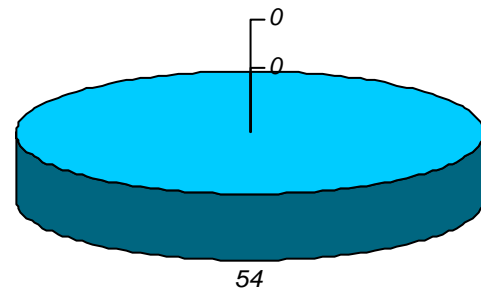
domanda 2: diploma scuola media sup.



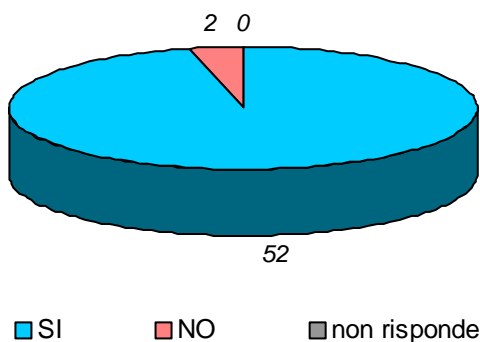
domanda 3: posizione lavorativa



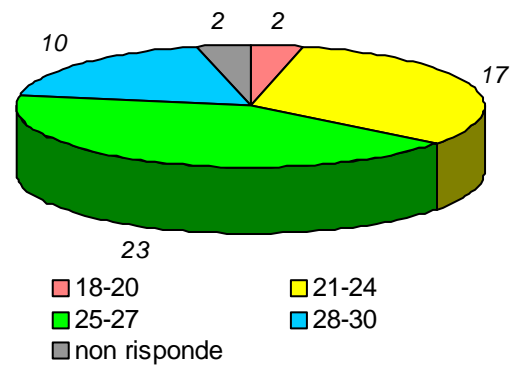
domanda 4: posizione universitaria



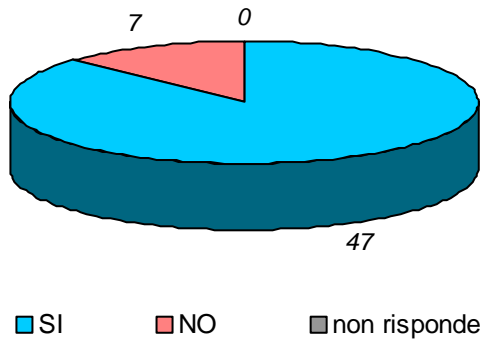
domanda 5: in regola con gli esami



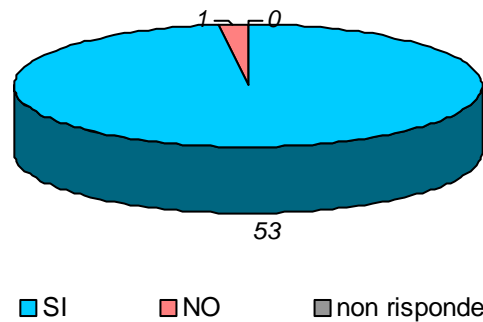
domanda 6: votazione media esami



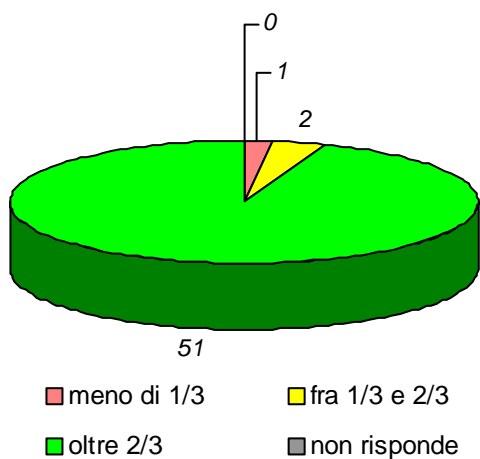
domanda 7: prima volta che affronta l'esame della disciplina



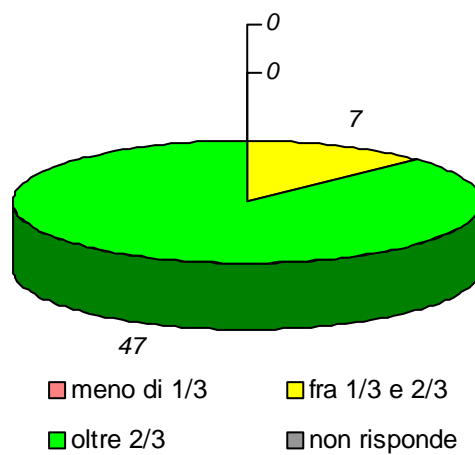
domanda 8: prima volta che segue la disciplina



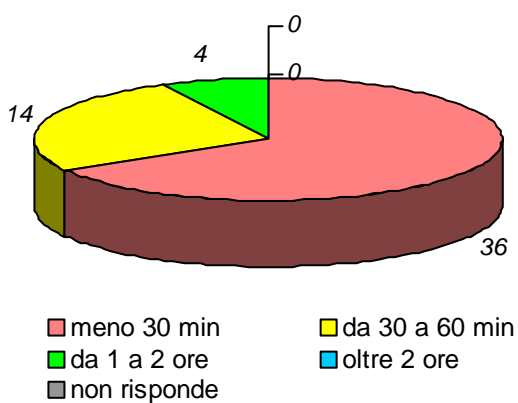
domanda 9: percentuale di frequenza della disciplina



domanda 10 : percentuale di frequenza delle discipline del piano studi

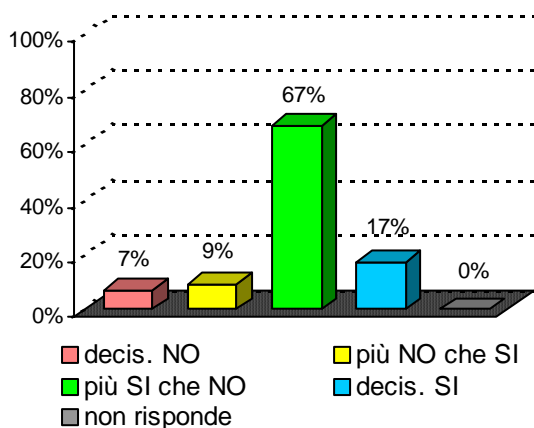


domanda 11 : tempo medio per raggiungere l'Università

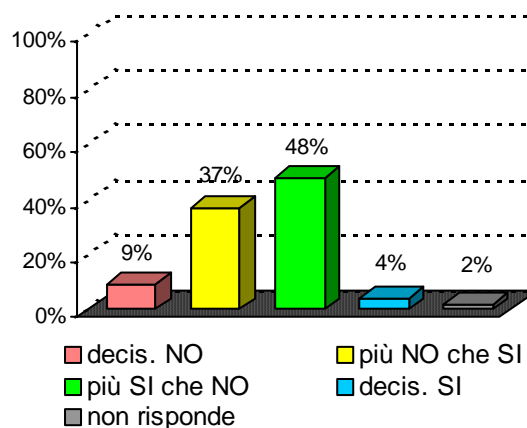


Organizzazione e Infrastrutture

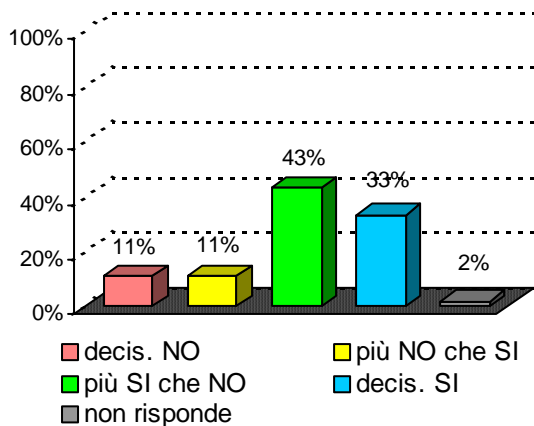
domanda 12 : accettabilità carico studio totale



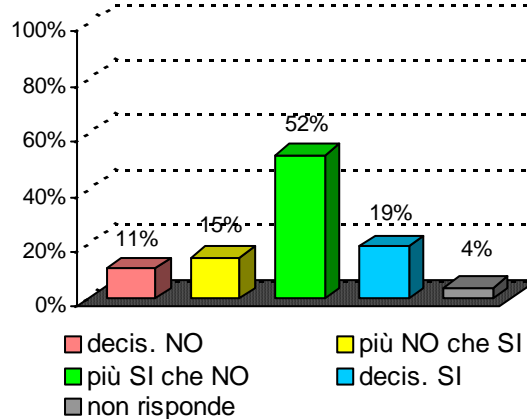
domanda 13 : accettabilità organizzazione complessiva



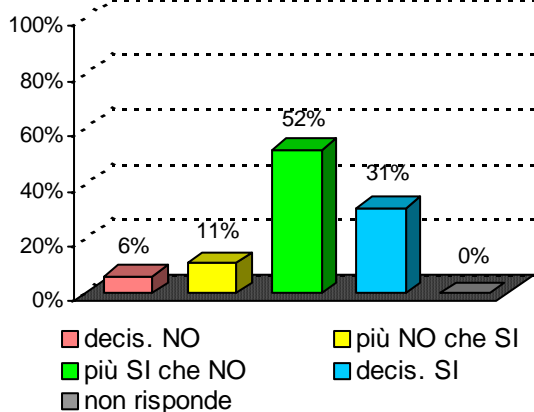
domanda 14 : chiarezza definizione modalità esame

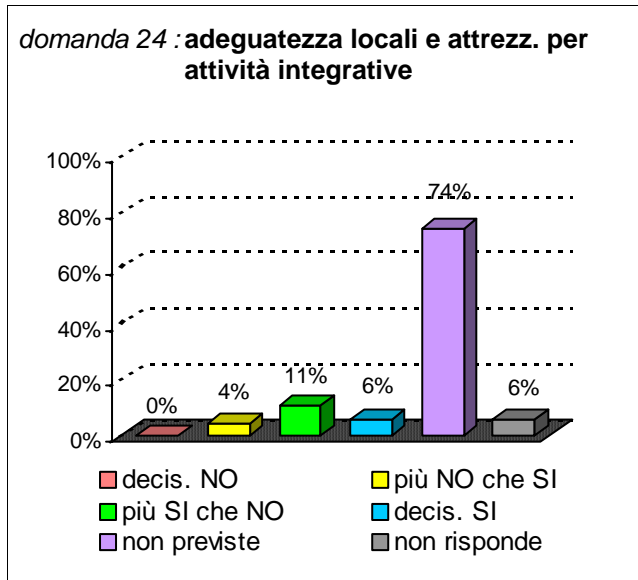
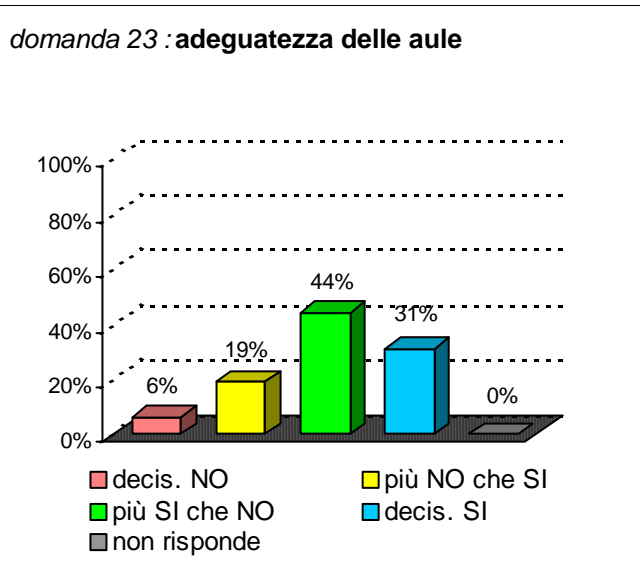


domanda 15 : rispetto orari svolgimento didattica

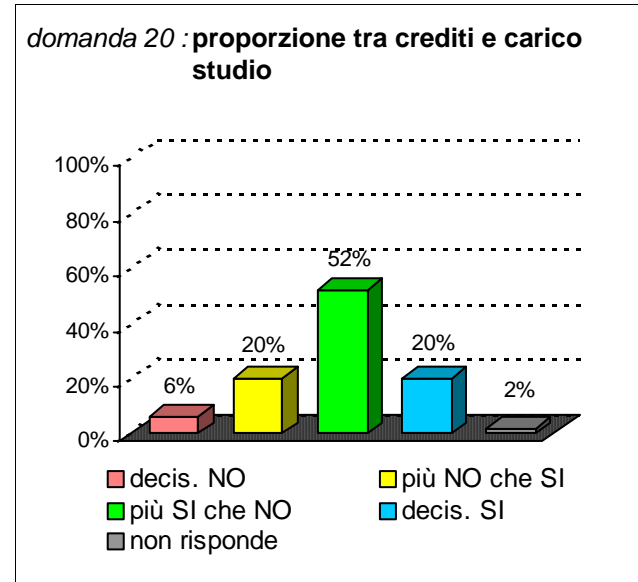
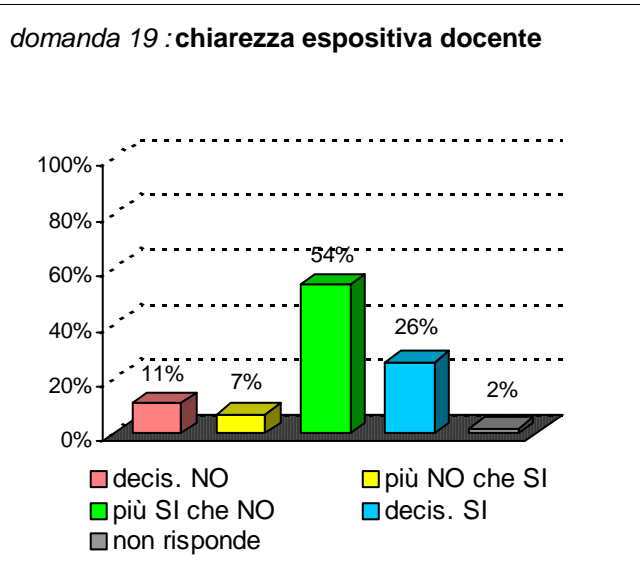
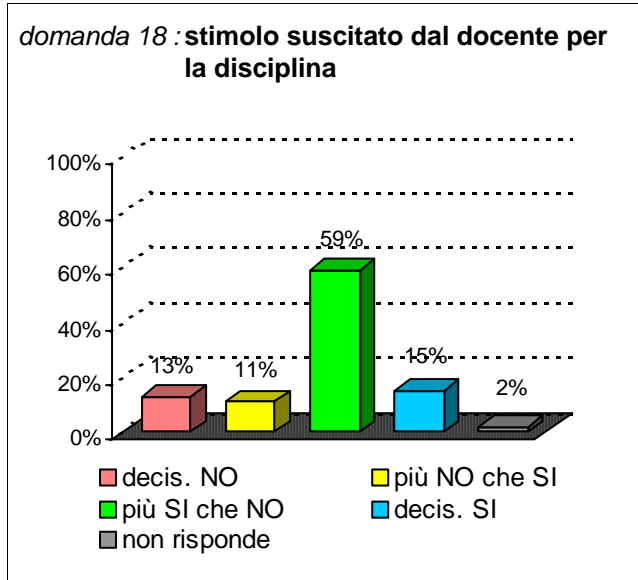
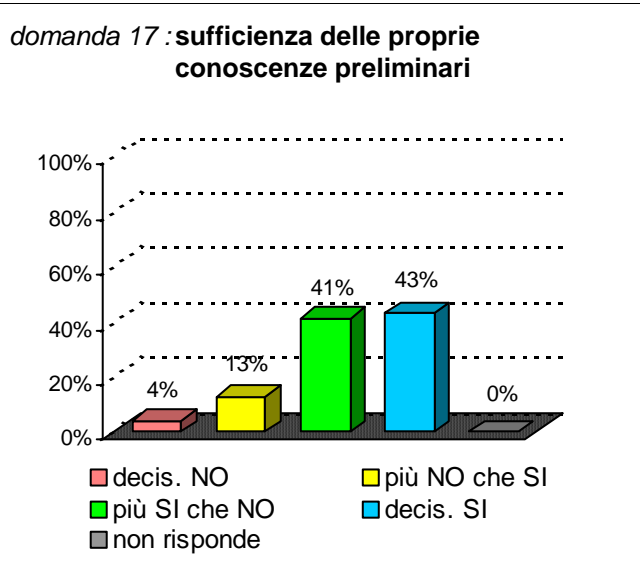


domanda 16 : reperibilità del docente

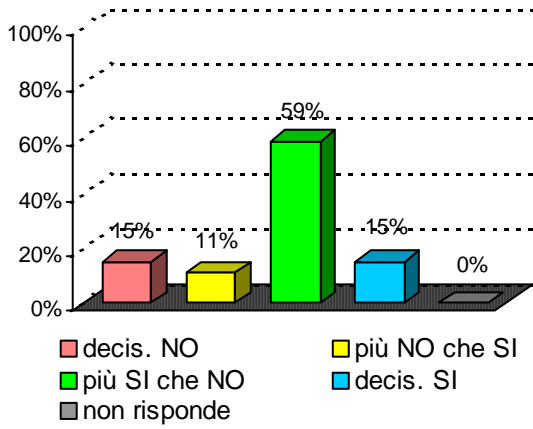




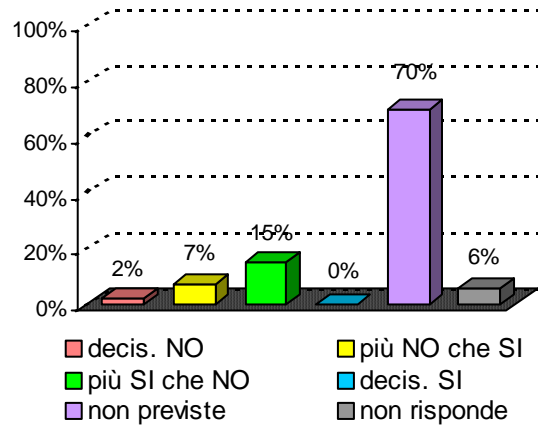
Didattica e Soddisfazione



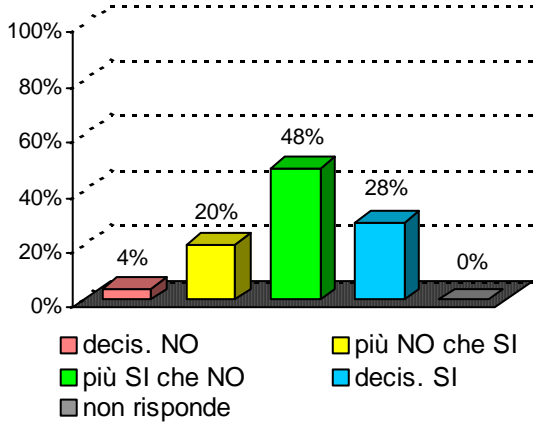
domanda 21 : adeguatezza materiale didattico



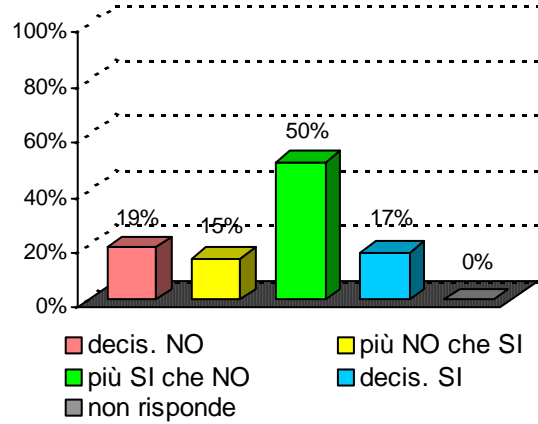
domanda 22 : utilità delle attività didattiche integrative



domanda 25 : interesse per argomenti della disciplina



domanda 26 : soddisfazione complessiva



Sintesi delle valutazioni (domande qualitative) dell'insegnamento confrontate con quelle del rispettivo Corso di Studi e del Dipartimento di afferenza

Valutazione dell' insegnamento con codice : **32812**

domanda	decis. NO	più NO che SI	più SI che NO	decis. SI	non previste	non risponde
14	11%	11%	43%	33%		2%
15	11%	15%	52%	19%		4%
16	6%	11%	52%	31%		0%
17	4%	13%	41%	43%		0%
18	13%	11%	59%	15%		2%
19	11%	7%	54%	26%		2%
20	6%	20%	52%	20%		2%
21	15%	11%	59%	15%		0%
22	2%	7%	15%	0%	70%	6%
25	4%	20%	48%	28%		0%
26	19%	15%	50%	17%		0%

Valutazione del corso di laurea :

Chimica e tecnologia farmaceutiche

classe : **LM-13**

sede didattica : **CATANIA**

domanda	decis. NO	più NO che SI	più SI che NO	decis. SI	non previste	non risponde
14	4%	10%	36%	49%		1%
15	2%	10%	37%	50%		1%
16	1%	7%	40%	50%		1%
17	5%	18%	49%	27%		1%
18	3%	14%	46%	36%		1%
19	2%	12%	41%	44%		1%
20	6%	15%	48%	30%		1%
21	3%	12%	50%	34%		1%
22	2%	5%	14%	13%	61%	5%
25	3%	7%	41%	48%		1%
26	3%	11%	46%	40%		0%

Valutazione del Dipart. : **Scienze del Farmaco**

domanda	decis. NO	più NO che SI	più SI che NO	decis. SI	non previste	non risponde
14	6%	17%	38%	39%		1%
15	4%	11%	39%	46%		1%
16	3%	11%	43%	41%		2%
17	6%	20%	50%	23%		0%
18	7%	19%	43%	30%		1%
19	5%	15%	43%	36%		1%
20	6%	17%	49%	27%		1%
21	5%	16%	49%	29%		1%
22	3%	6%	16%	13%	55%	6%
25	4%	10%	42%	44%		0%
26	5%	15%	46%	33%		1%