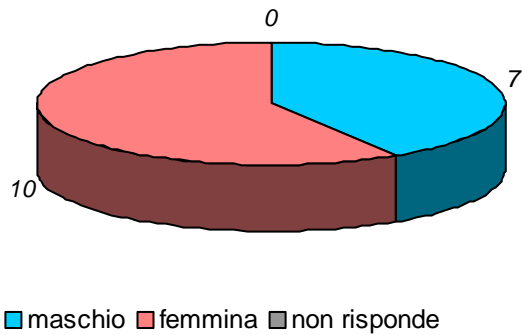


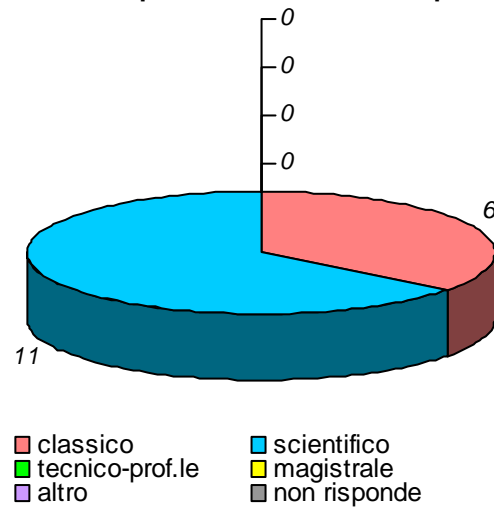
schede valide : 17    schede bianche : 0    schede nulle : 0

**Informazioni degli studenti**

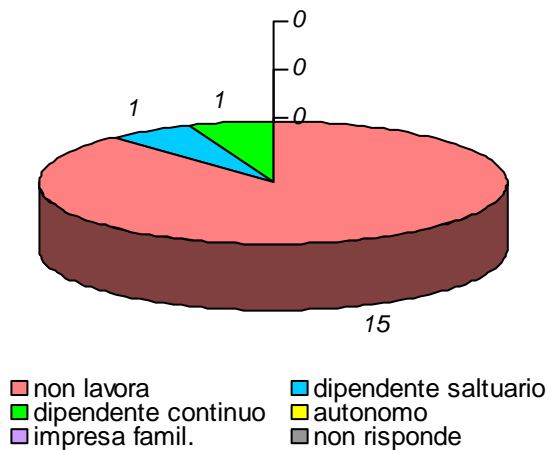
domanda 1: sesso



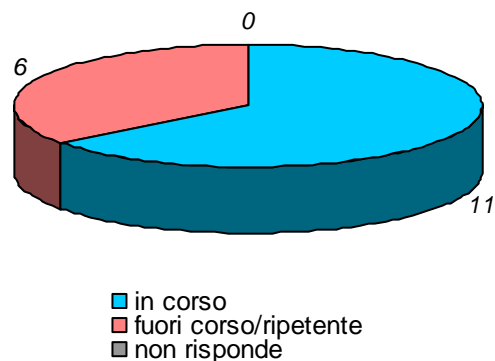
domanda 2: diploma scuola media sup.



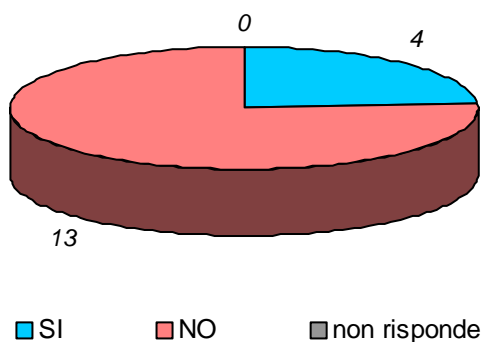
domanda 3: posizione lavorativa



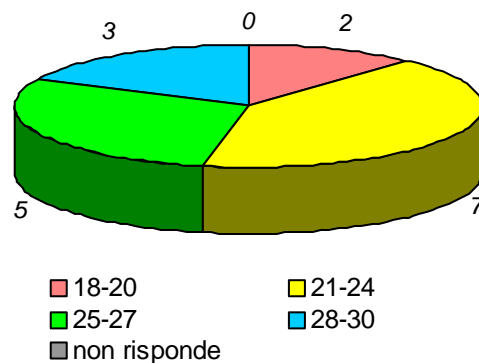
domanda 4: posizione universitaria



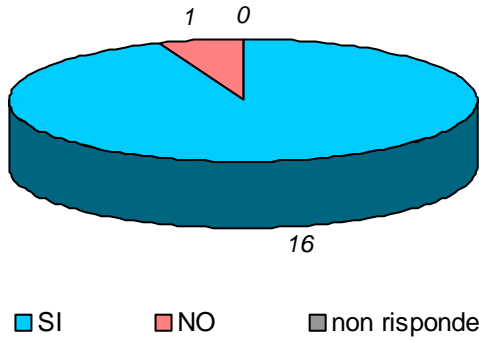
domanda 5: in regola con gli esami



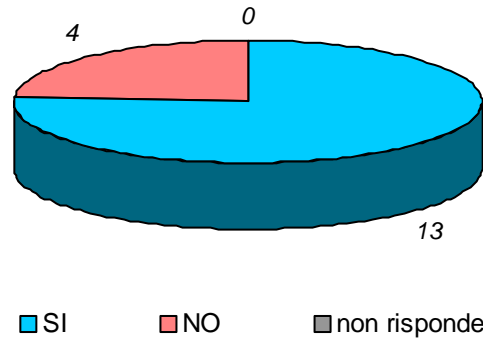
domanda 6: votazione media esami



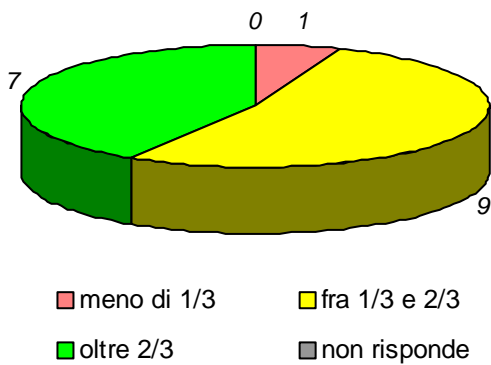
domanda 7: prima volta che affronta l'esame della disciplina



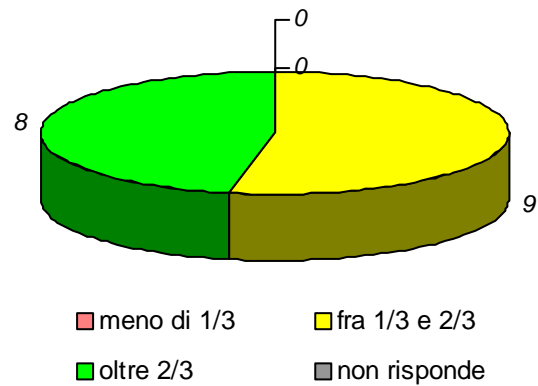
domanda 8: prima volta che segue la disciplina



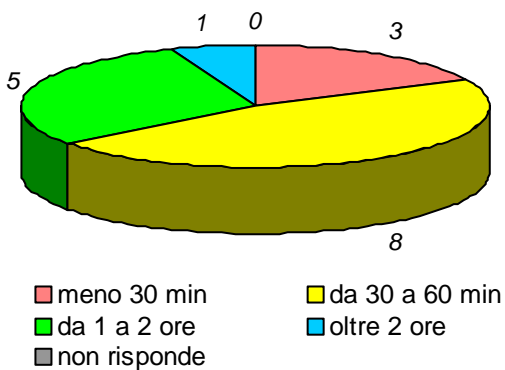
domanda 9: percentuale di frequenza della disciplina



domanda 10 : percentuale di frequenza delle discipline del piano studi

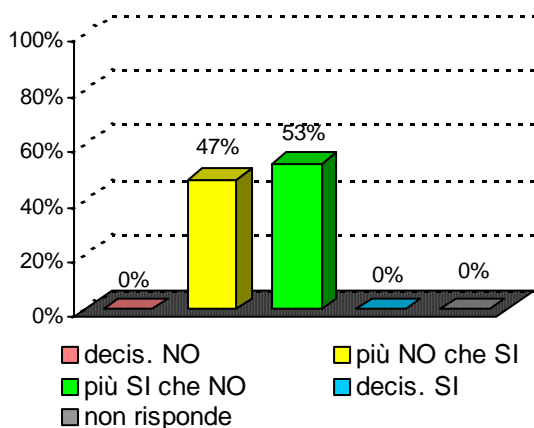


domanda 11 : tempo medio per raggiungere l'Università

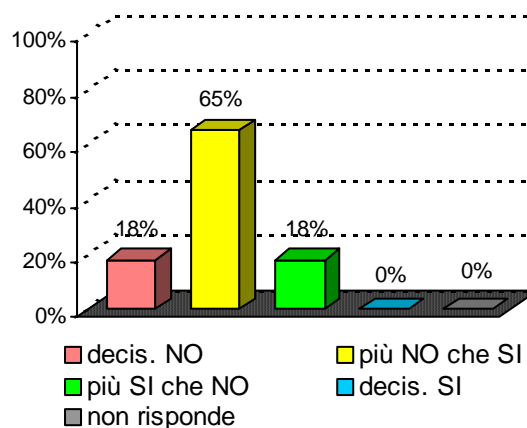


**Organizzazione e Infrastrutture**

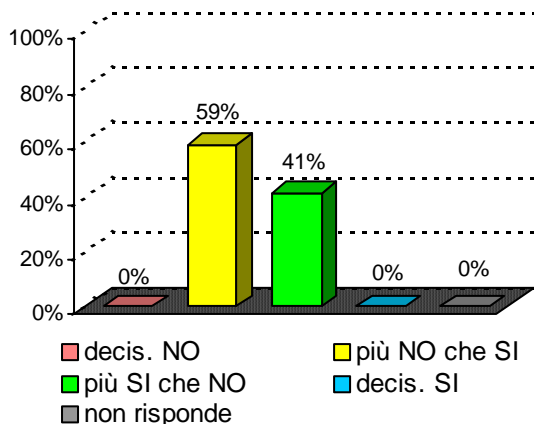
**domanda 12 : accettabilità carico studio totale**



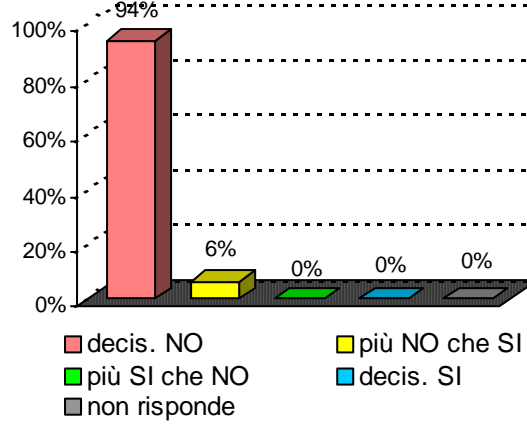
**domanda 13 : accettabilità organizzazione complessiva**



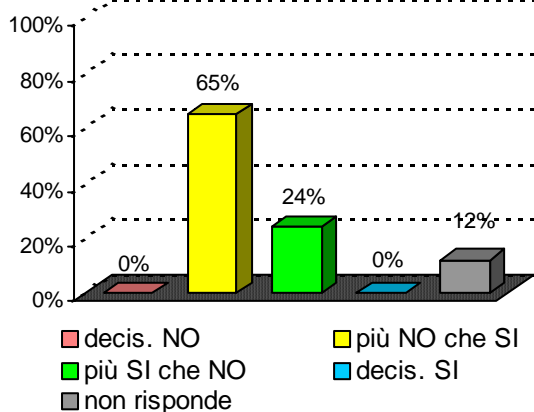
**domanda 14 : chiarezza definizione modalità esame**



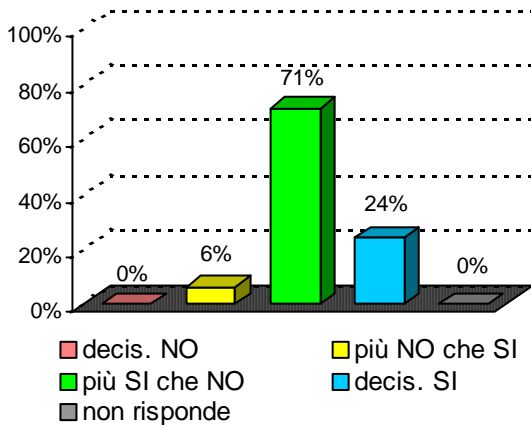
**domanda 15 : rispetto orari svolgimento didattica**



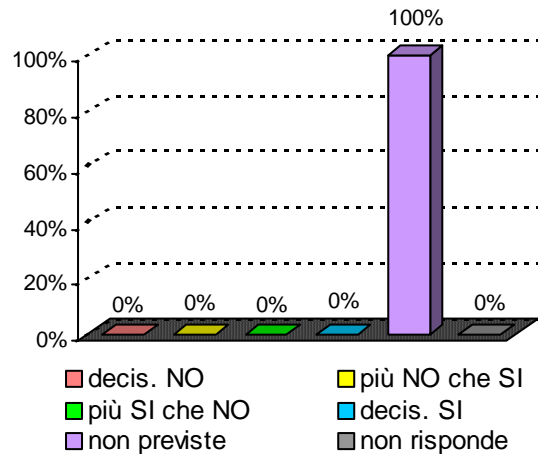
**domanda 16 : reperibilità del docente**



domanda 23 : adeguatezza delle aule

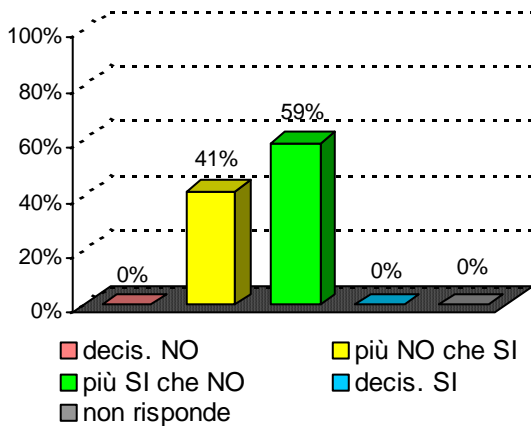


domanda 24 : adeguatezza locali e attrezz. per attività integrative

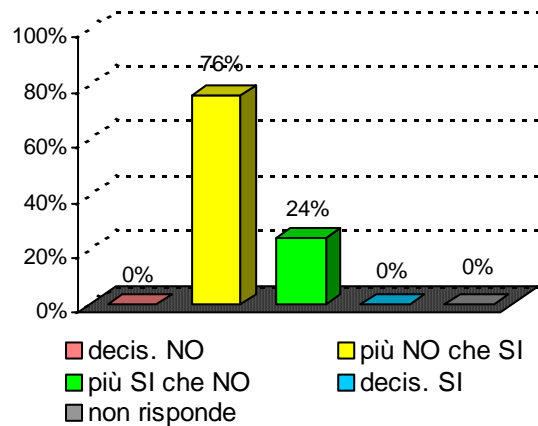


**Didattica e Soddisfazione**

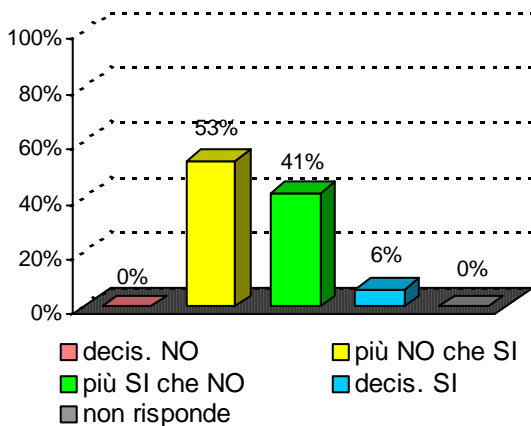
domanda 17 : sufficienza delle proprie conoscenze preliminari



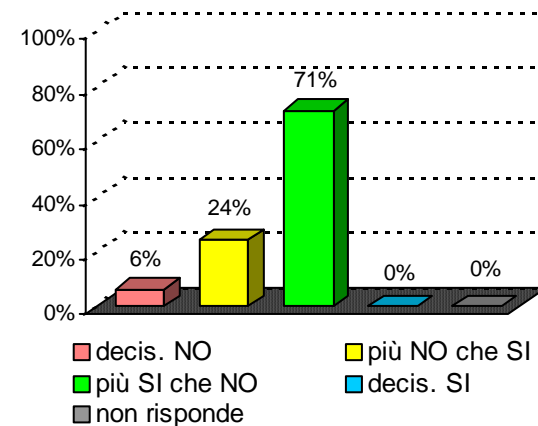
domanda 18 : stimolo suscitato dal docente per la disciplina



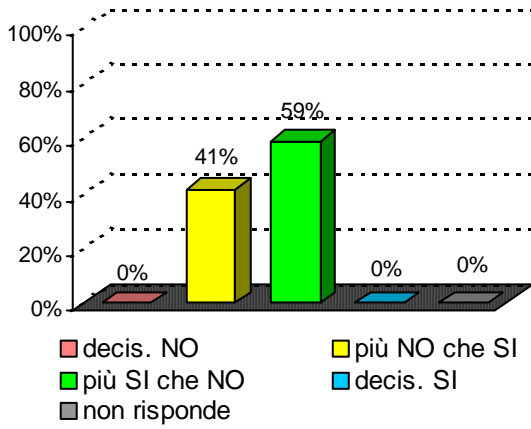
domanda 19 : chiarezza espositiva docente



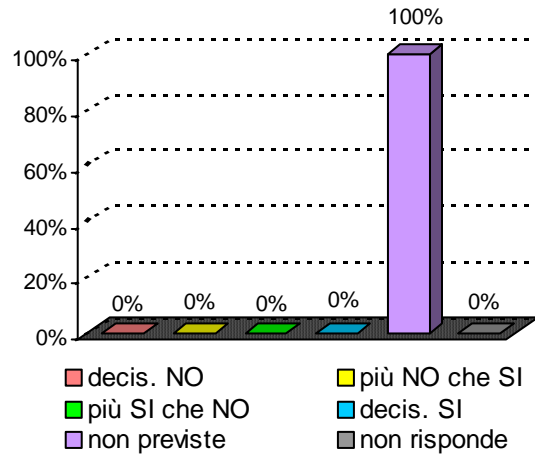
domanda 20 : proporzione tra crediti e carico studio



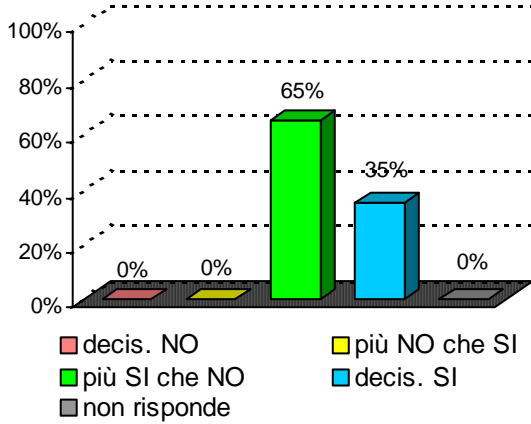
domanda 21 : adeguatezza materiale didattico



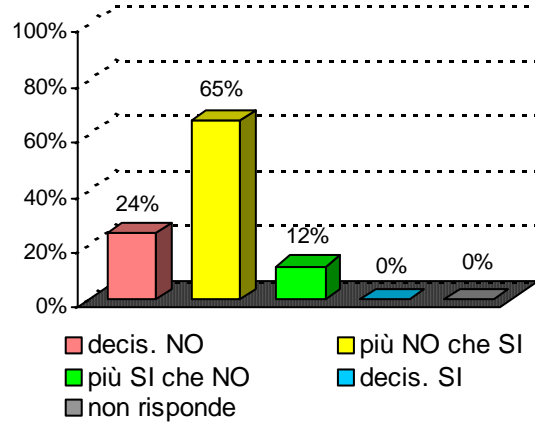
domanda 22 : utilità delle attività didattiche integrative



domanda 25 : interesse per argomenti della disciplina



domanda 26 : soddisfazione complessiva



**Sintesi delle valutazioni (domande qualitative) dell'insegnamento confrontate con quelle del rispettivo Corso di Studi e del Dipartimento di afferenza**

Valutazione dell' insegnamento con codice : **32844**

| domanda | decis. NO | più NO che SI | più SI che NO | decis. SI | non previste | non risponde |
|---------|-----------|---------------|---------------|-----------|--------------|--------------|
| 14      | 0%        | 59%           | 41%           | 0%        |              | 0%           |
| 15      | 94%       | 6%            | 0%            | 0%        |              | 0%           |
| 16      | 0%        | 65%           | 24%           | 0%        |              | 12%          |
| 17      | 0%        | 41%           | 59%           | 0%        |              | 0%           |
| 18      | 0%        | 76%           | 24%           | 0%        |              | 0%           |
| 19      | 0%        | 53%           | 41%           | 6%        |              | 0%           |
| 20      | 6%        | 24%           | 71%           | 0%        |              | 0%           |
| 21      | 0%        | 41%           | 59%           | 0%        |              | 0%           |
| 22      | 0%        | 0%            | 0%            | 0%        | 100%         | 0%           |
| 25      | 0%        | 0%            | 65%           | 35%       |              | 0%           |
| 26      | 24%       | 65%           | 12%           | 0%        |              | 0%           |

Valutazione del corso di laurea :

**Farmacia**

classe : **LM-13**

sede didattica : **CATANIA**

| domanda | decis. NO | più NO che SI | più SI che NO | decis. SI | non previste | non risponde |
|---------|-----------|---------------|---------------|-----------|--------------|--------------|
| 14      | 7%        | 18%           | 38%           | 37%       |              | 1%           |
| 15      | 5%        | 6%            | 39%           | 51%       |              | 0%           |
| 16      | 3%        | 13%           | 44%           | 39%       |              | 2%           |
| 17      | 6%        | 17%           | 51%           | 26%       |              | 0%           |
| 18      | 10%       | 21%           | 38%           | 31%       |              | 1%           |
| 19      | 8%        | 18%           | 40%           | 34%       |              | 1%           |
| 20      | 6%        | 18%           | 47%           | 28%       |              | 1%           |
| 21      | 6%        | 16%           | 46%           | 31%       |              | 1%           |
| 22      | 3%        | 7%            | 15%           | 13%       | 54%          | 7%           |
| 25      | 5%        | 9%            | 42%           | 43%       |              | 1%           |
| 26      | 7%        | 16%           | 42%           | 35%       |              | 1%           |

Valutazione del Dipart. : **Scienze del Farmaco**

| domanda | decis. NO | più NO che SI | più SI che NO | decis. SI | non previste | non risponde |
|---------|-----------|---------------|---------------|-----------|--------------|--------------|
| 14      | 6%        | 17%           | 38%           | 39%       |              | 1%           |
| 15      | 4%        | 11%           | 39%           | 46%       |              | 1%           |
| 16      | 3%        | 11%           | 43%           | 41%       |              | 2%           |
| 17      | 6%        | 20%           | 50%           | 23%       |              | 0%           |
| 18      | 7%        | 19%           | 43%           | 30%       |              | 1%           |
| 19      | 5%        | 15%           | 43%           | 36%       |              | 1%           |
| 20      | 6%        | 17%           | 49%           | 27%       |              | 1%           |
| 21      | 5%        | 16%           | 49%           | 29%       |              | 1%           |
| 22      | 3%        | 6%            | 16%           | 13%       | 55%          | 6%           |
| 25      | 4%        | 10%           | 42%           | 44%       |              | 0%           |
| 26      | 5%        | 15%           | 46%           | 33%       |              | 1%           |