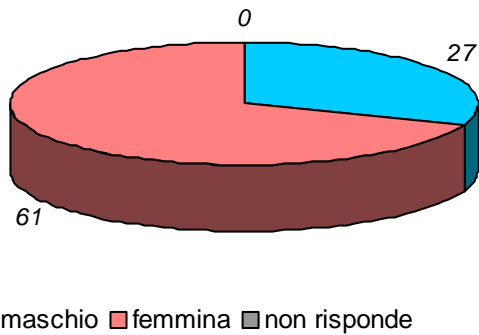


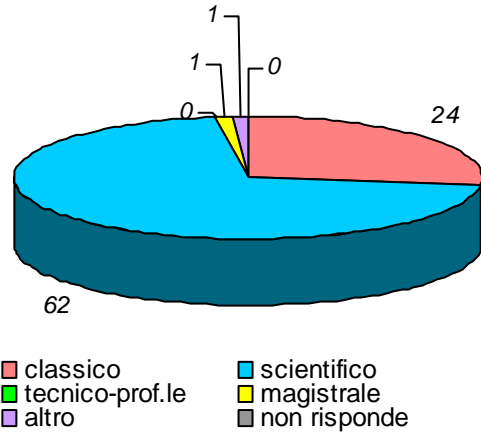
schede valide : 88    schede bianche : 0    schede nulle : 1

Informazioni degli studenti

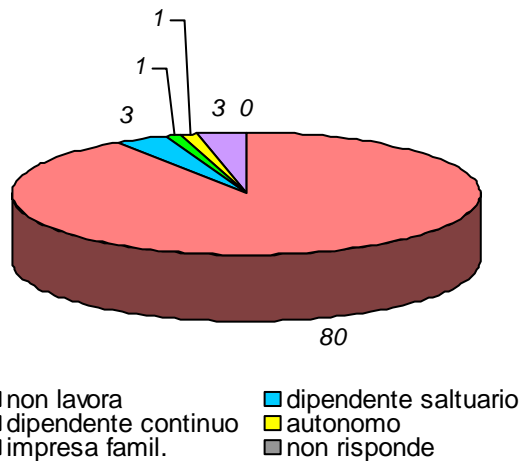
domanda 1: sesso



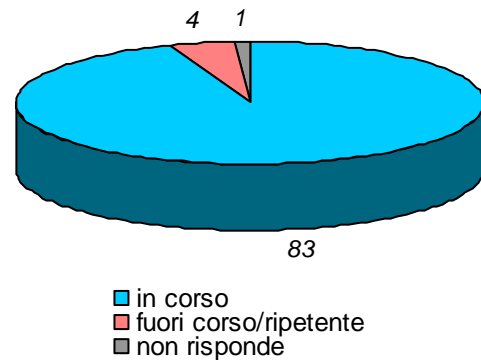
domanda 2: diploma scuola media sup.



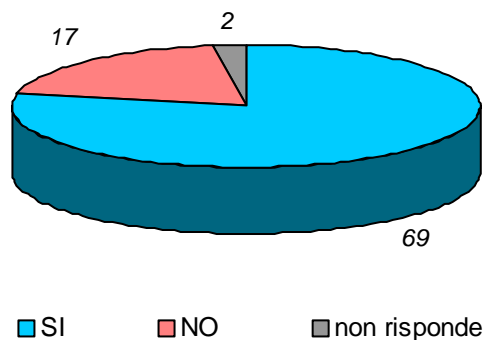
domanda 3: posizione lavorativa



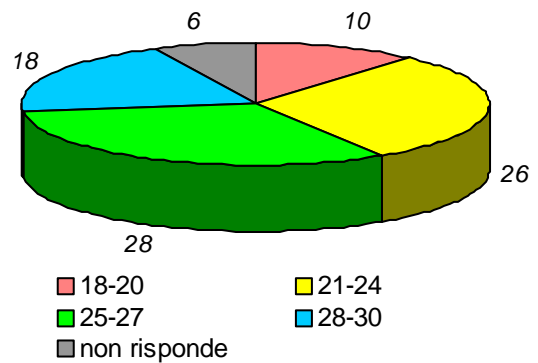
domanda 4: posizione universitaria



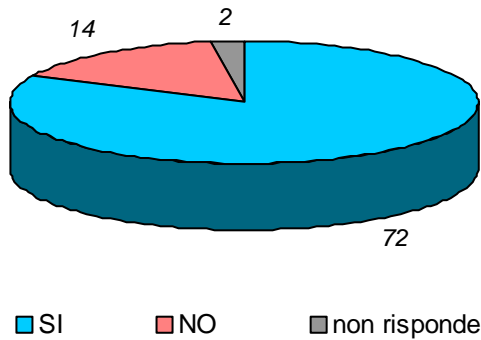
domanda 5: in regola con gli esami



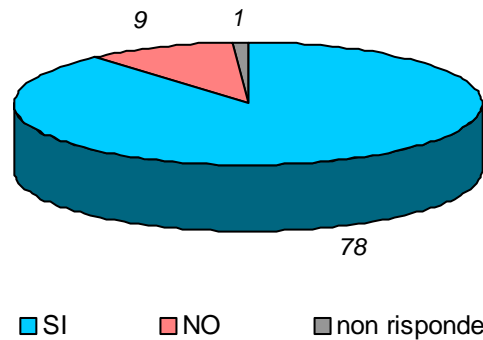
domanda 6: votazione media esami



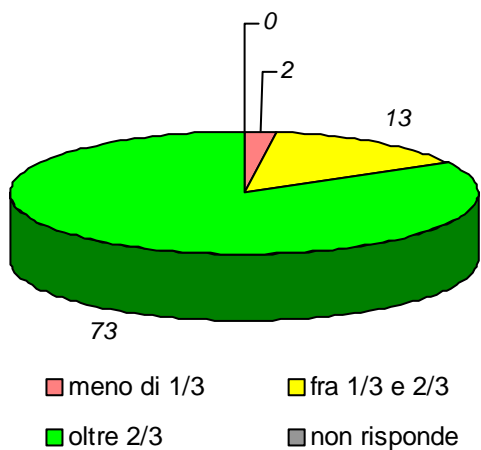
domanda 7: prima volta che affronta l'esame della disciplina



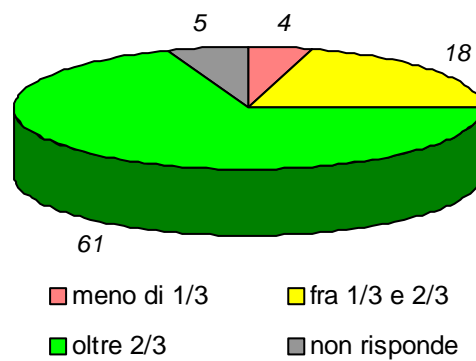
domanda 8: prima volta che segue la disciplina



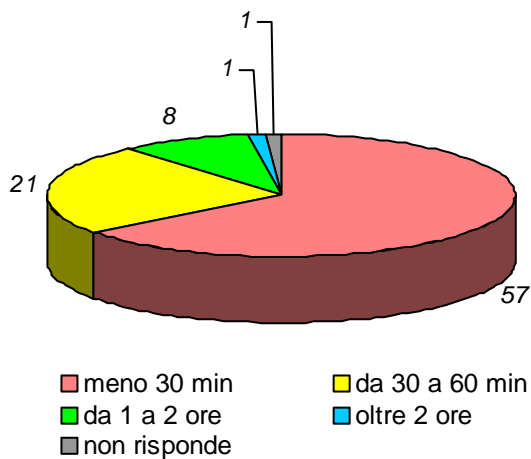
domanda 9: percentuale di frequenza della disciplina



domanda 10 : percentuale di frequenza delle discipline del piano studi

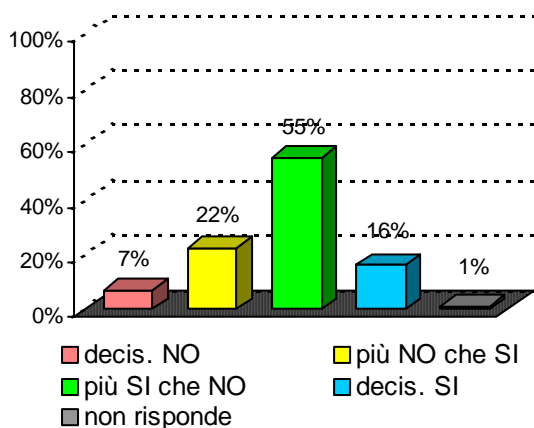


domanda 11 : tempo medio per raggiungere l'Università

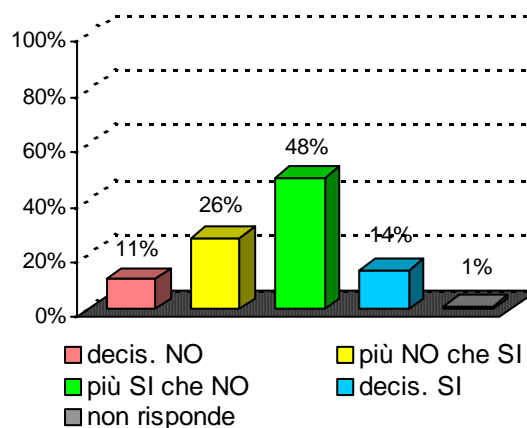


**Organizzazione e Infrastrutture**

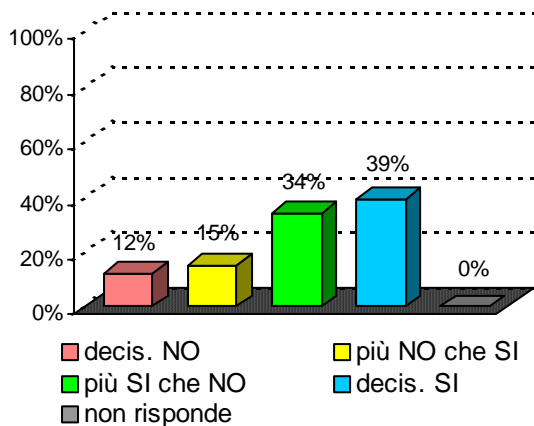
**domanda 12 : accettabilità carico studio totale**



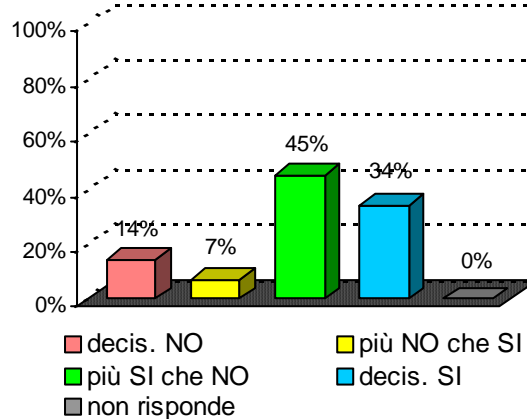
**domanda 13 : accettabilità organizzazione complessiva**



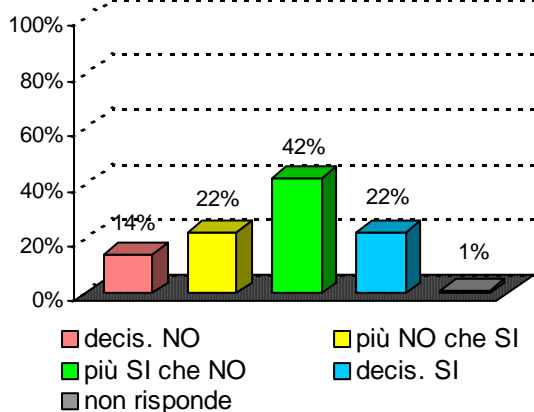
**domanda 14 : chiarezza definizione modalità esame**

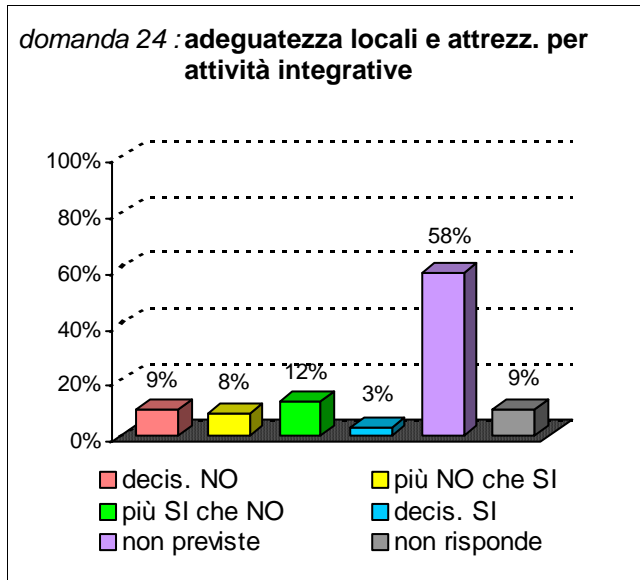
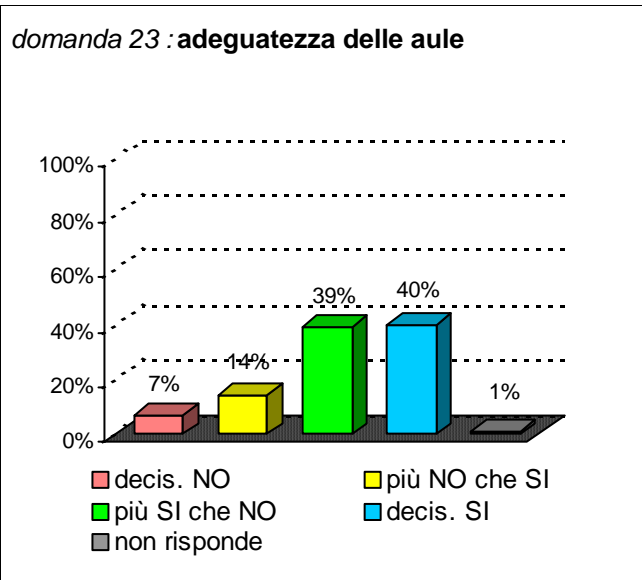


**domanda 15 : rispetto orari svolgimento didattica**

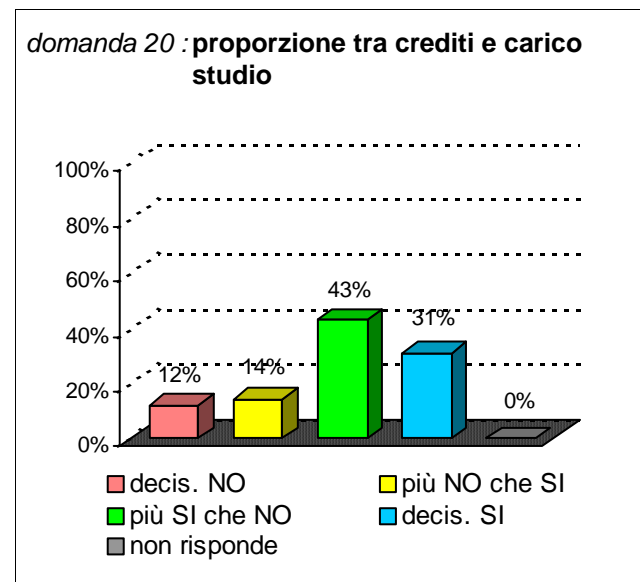
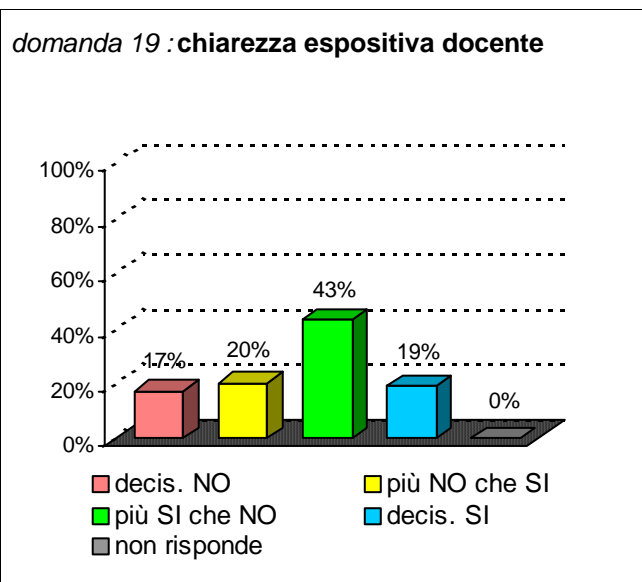
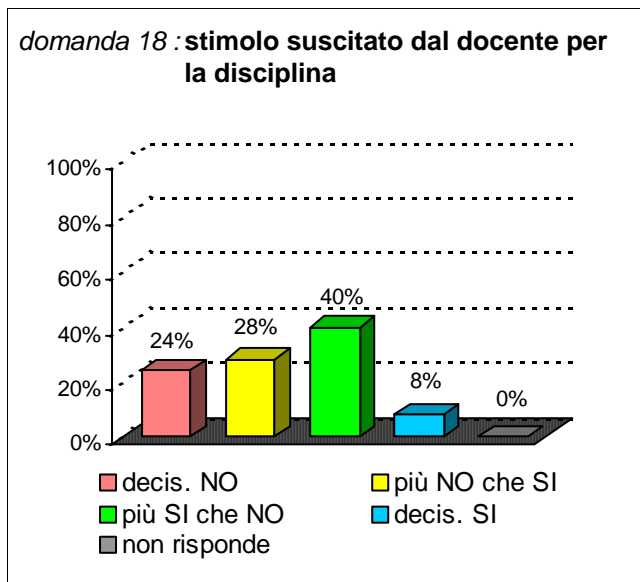
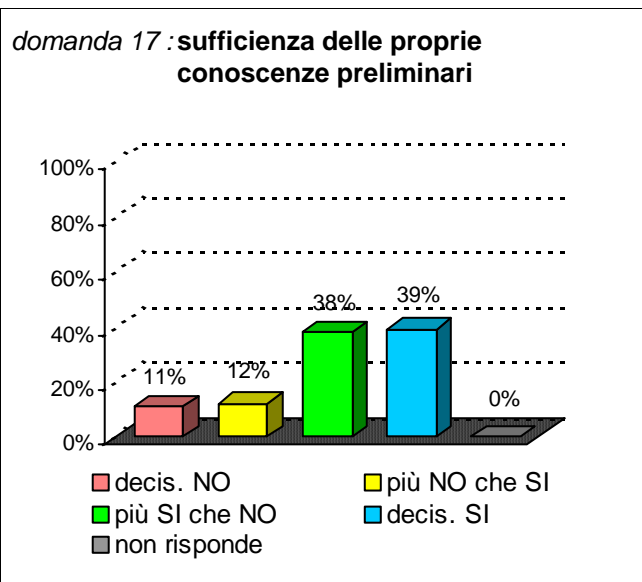


**domanda 16 : reperibilità del docente**

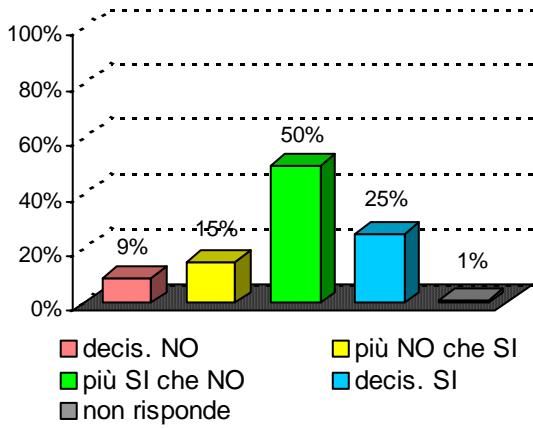




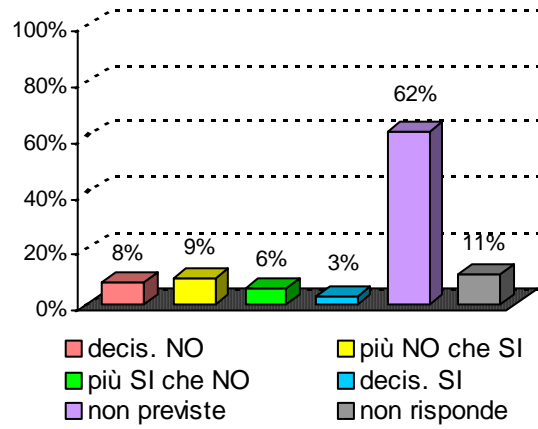
**Didattica e Soddisfazione**



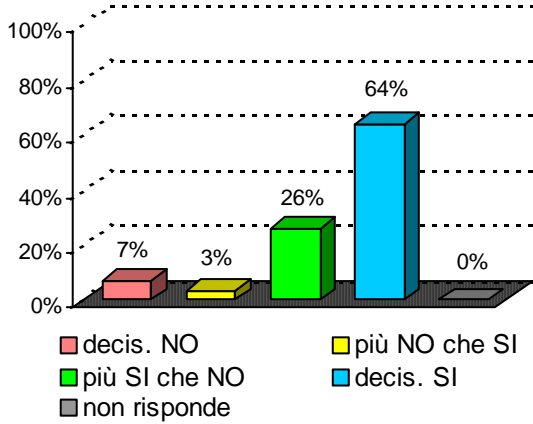
domanda 21 : adeguatezza materiale didattico



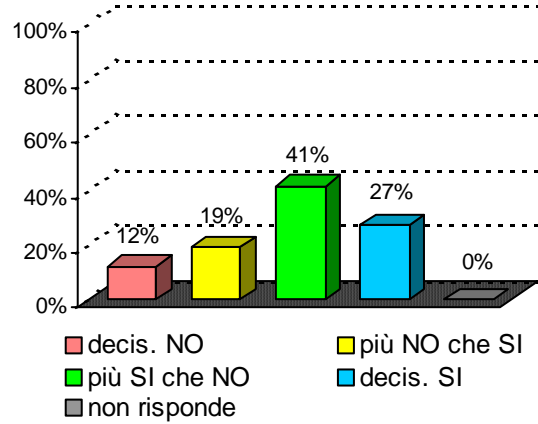
domanda 22 : utilità delle attività didattiche integrative



domanda 25 : interesse per argomenti della disciplina



domanda 26 : soddisfazione complessiva



**Sintesi delle valutazioni (domande qualitative) dell'insegnamento confrontate con quelle del rispettivo Corso di Studi e del Dipartimento di afferenza**

Valutazione dell' insegnamento con codice : 32869

domanda	decis. NO	più NO che SI	più SI che NO	decis. SI	non previste	non risponde
14	12%	15%	34%	39%		0%
15	14%	7%	45%	34%		0%
16	14%	22%	42%	22%		1%
17	11%	12%	38%	39%		0%
18	24%	28%	40%	8%		0%
19	17%	20%	43%	19%		0%
20	12%	14%	43%	31%		0%
21	9%	15%	50%	25%		1%
22	8%	9%	6%	3%	62%	11%
25	7%	3%	26%	64%		0%
26	12%	19%	41%	27%		0%

Valutazione del corso di laurea :

**Farmacia**

classe : **LM-13**

sede didattica : **CATANIA**

domanda	decis. NO	più NO che SI	più SI che NO	decis. SI	non previste	non risponde
14	7%	18%	38%	37%		1%
15	5%	6%	39%	51%		0%
16	3%	13%	44%	39%		2%
17	6%	17%	51%	26%		0%
18	10%	21%	38%	31%		1%
19	8%	18%	40%	34%		1%
20	6%	18%	47%	28%		1%
21	6%	16%	46%	31%		1%
22	3%	7%	15%	13%	54%	7%
25	5%	9%	42%	43%		1%
26	7%	16%	42%	35%		1%

Valutazione del Dipart. : **Scienze del Farmaco**

domanda	decis. NO	più NO che SI	più SI che NO	decis. SI	non previste	non risponde
14	6%	17%	38%	39%		1%
15	4%	11%	39%	46%		1%
16	3%	11%	43%	41%		2%
17	6%	20%	50%	23%		0%
18	7%	19%	43%	30%		1%
19	5%	15%	43%	36%		1%
20	6%	17%	49%	27%		1%
21	5%	16%	49%	29%		1%
22	3%	6%	16%	13%	55%	6%
25	4%	10%	42%	44%		0%
26	5%	15%	46%	33%		1%