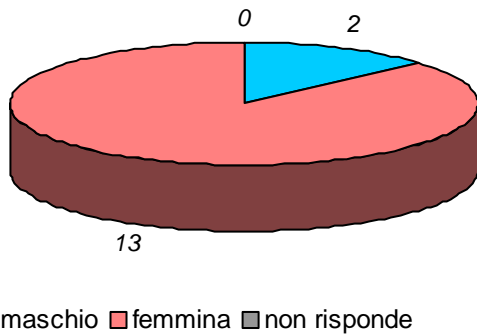


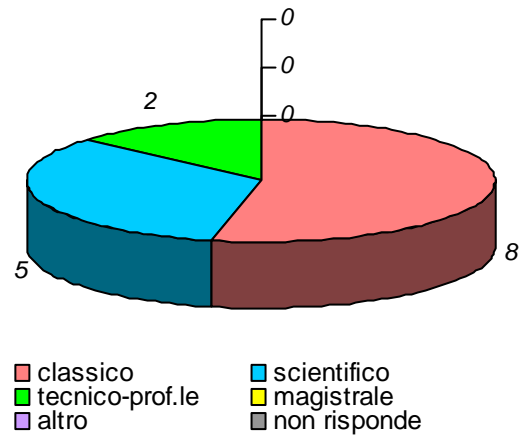
schede valide : 15 schede bianche : 0 schede nulle : 0

Informazioni degli studenti

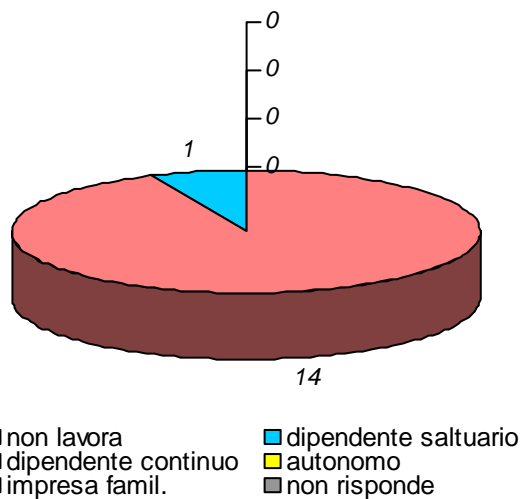
domanda 1: sesso



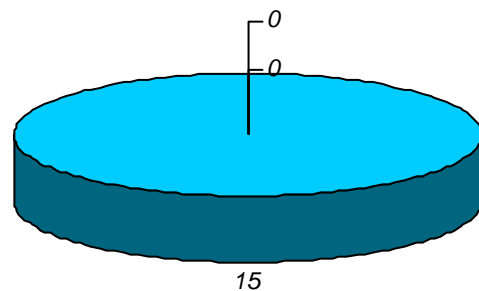
domanda 2: diploma scuola media sup.



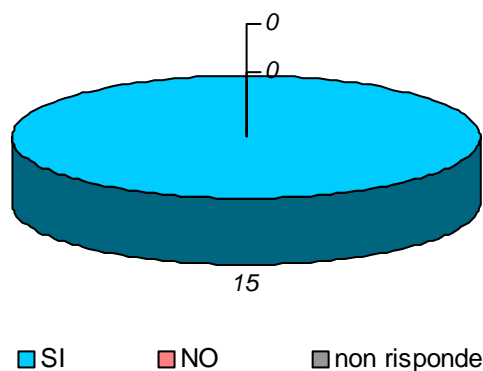
domanda 3: posizione lavorativa



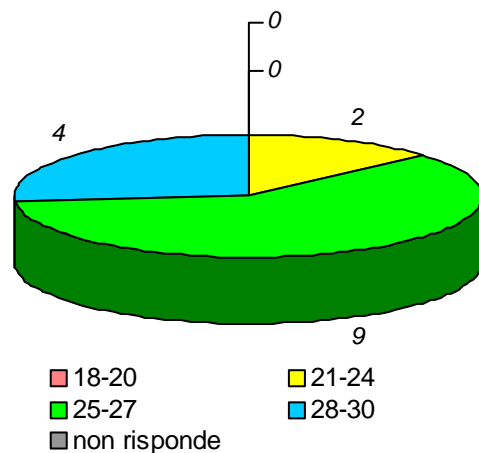
domanda 4: posizione universitaria



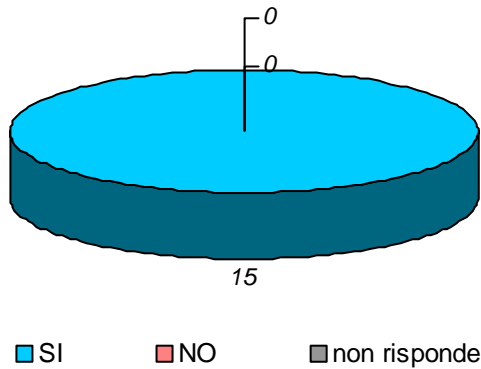
domanda 5: in regola con gli esami



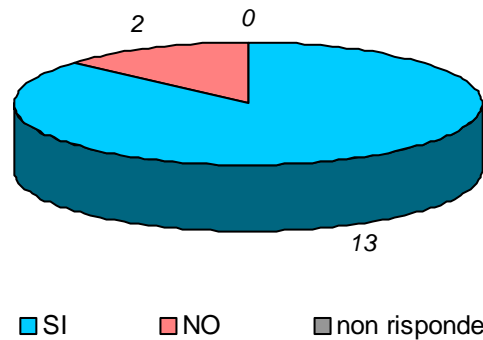
domanda 6: votazione media esami



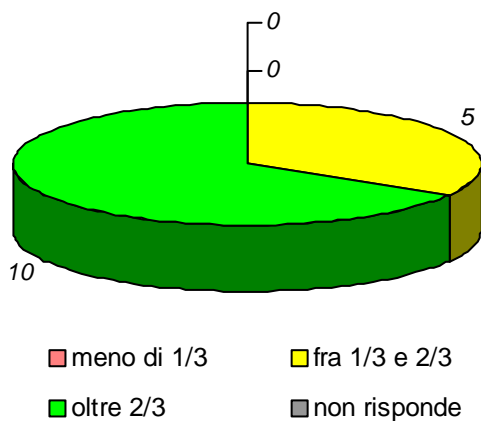
domanda 7: prima volta che affronta l'esame della disciplina



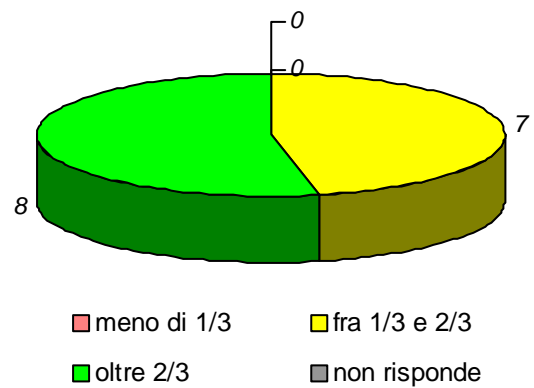
domanda 8: prima volta che segue la disciplina



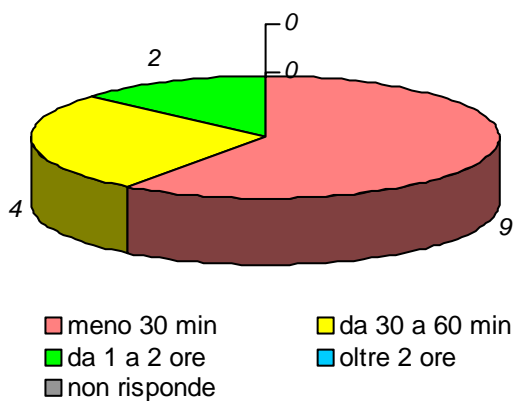
domanda 9: percentuale di frequenza della disciplina



domanda 10: percentuale di frequenza delle discipline del piano studi

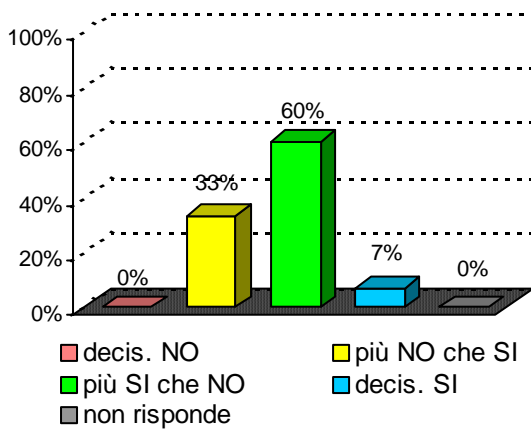


domanda 11: tempo medio per raggiungere l'Università

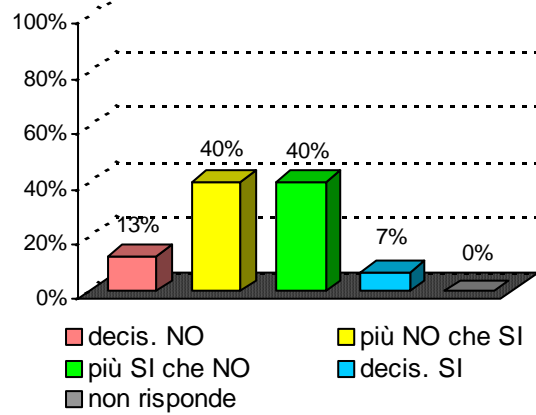


Organizzazione e Infrastrutture

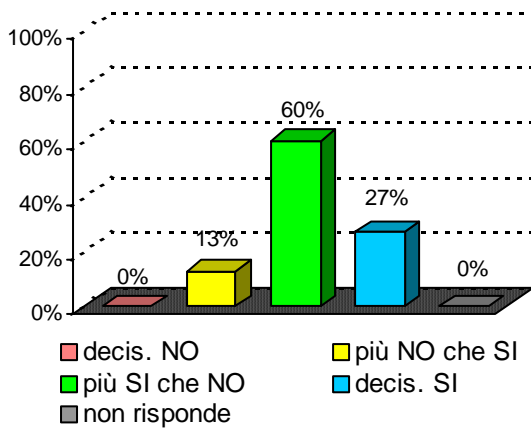
domanda 12 : accettabilità carico studio totale



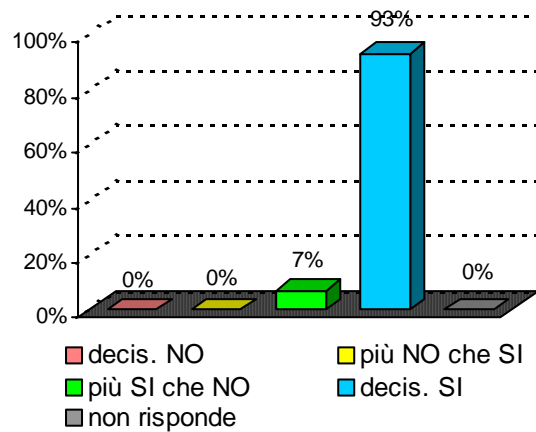
domanda 13 : accettabilità organizzazione complessiva



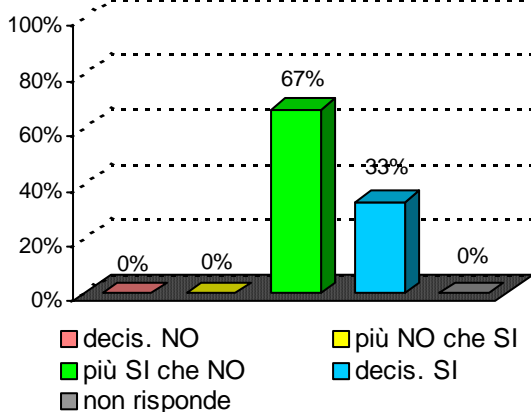
domanda 14 : chiarezza definizione modalità esame

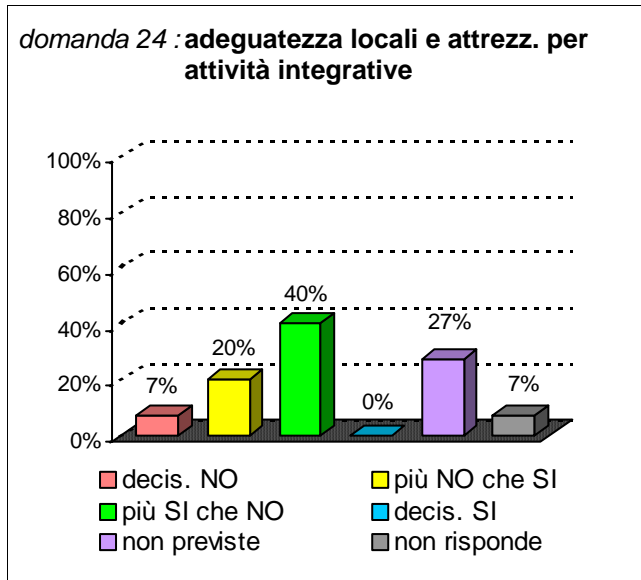
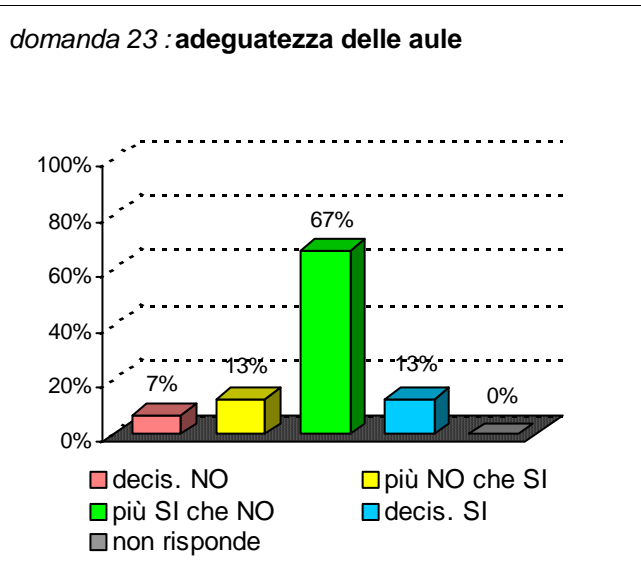


domanda 15 : rispetto orari svolgimento didattica

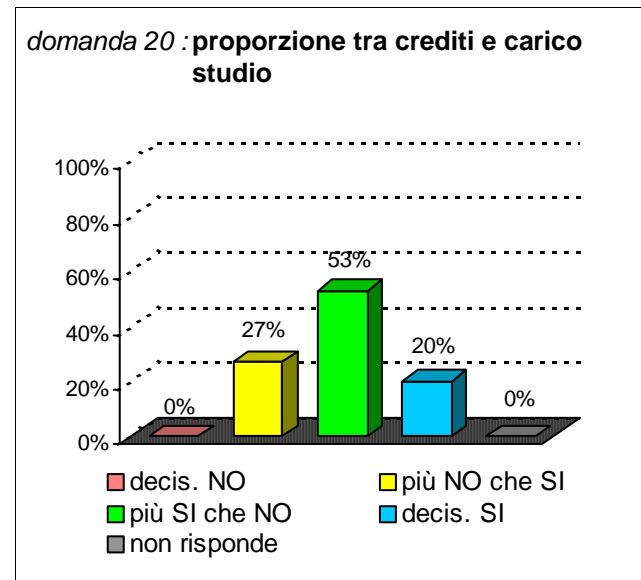
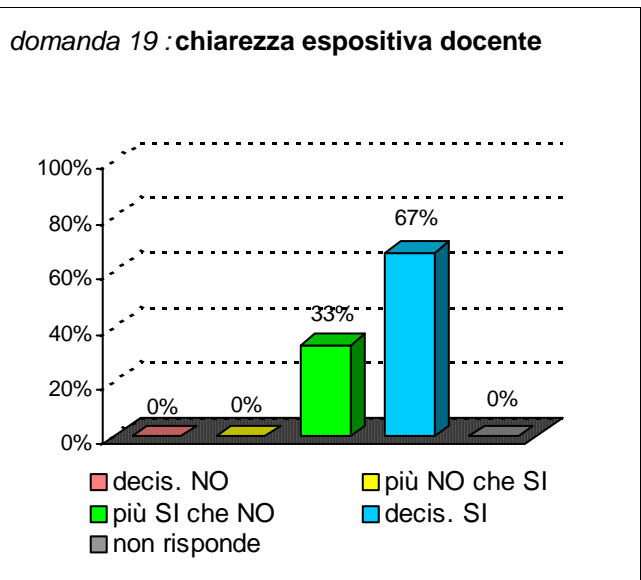
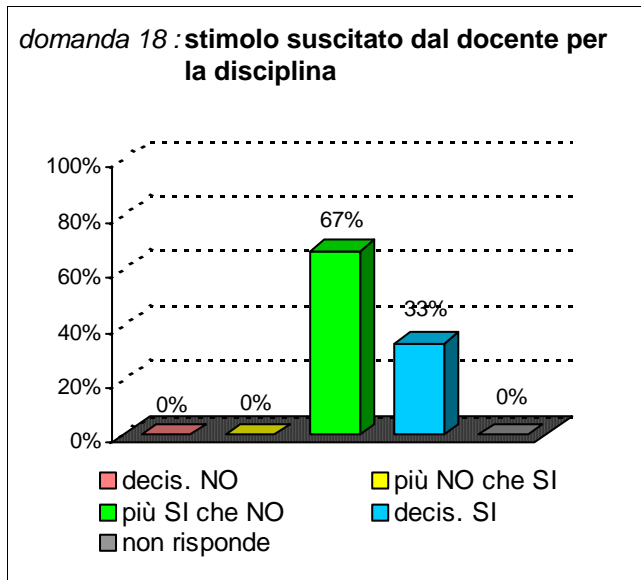
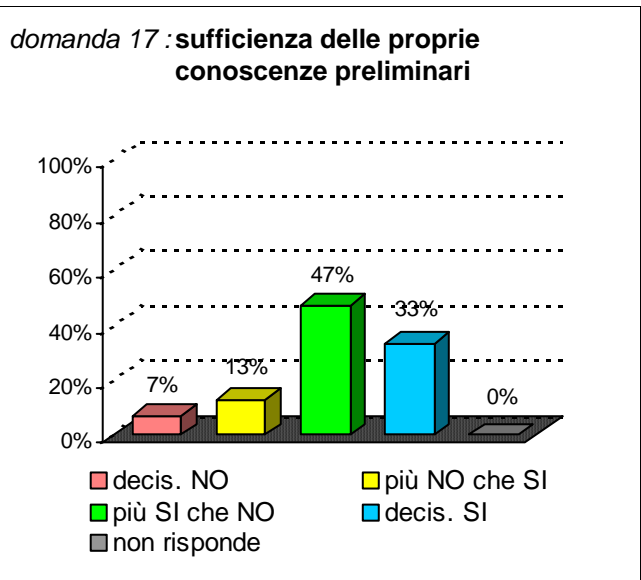


domanda 16 : reperibilità del docente

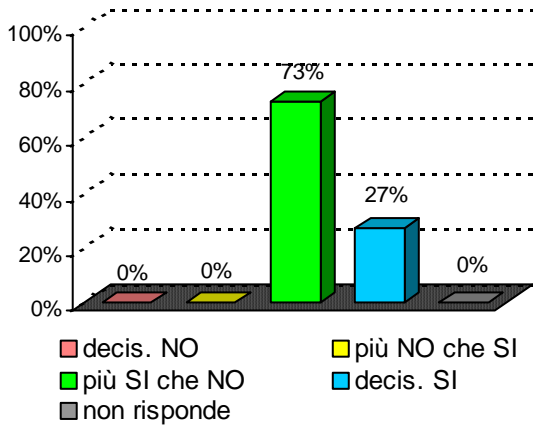




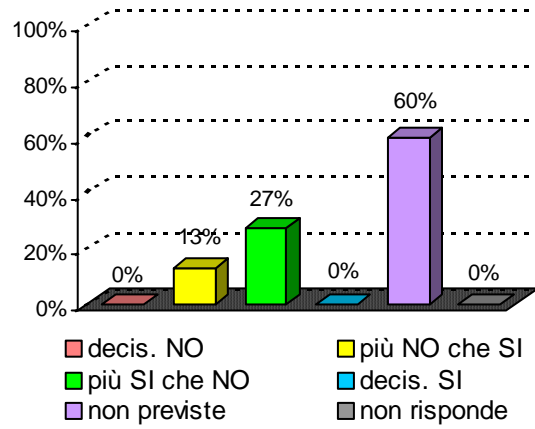
Didattica e Soddisfazione



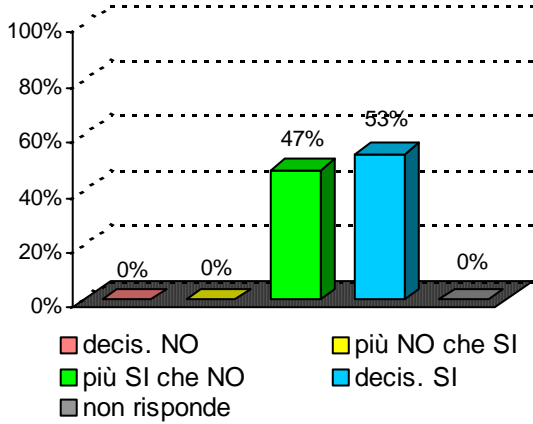
domanda 21 : adeguatezza materiale didattico



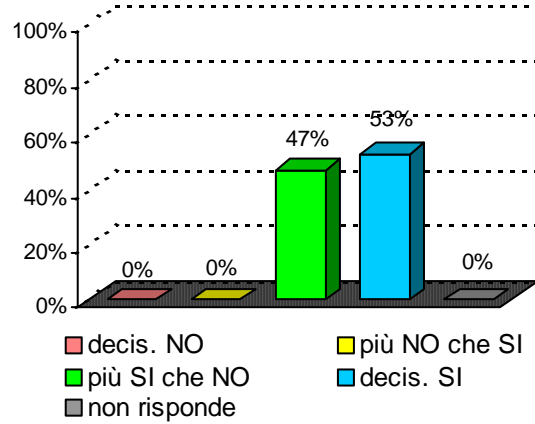
domanda 22 : utilità delle attività didattiche integrative



domanda 25 : interesse per argomenti della disciplina



domanda 26 : soddisfazione complessiva



Sintesi delle valutazioni (domande qualitative) dell'insegnamento confrontate con quelle del rispettivo Corso di Studi e del Dipartimento di afferenza

Valutazione dell' insegnamento con codice : 31229

| domanda | decis. NO | più NO che SI | più SI che NO | decis. SI | non previste | non risponde |
|---------|-----------|---------------|---------------|-----------|--------------|--------------|
| 14 | 0% | 13% | 60% | 27% | | 0% |
| 15 | 0% | 0% | 7% | 93% | | 0% |
| 16 | 0% | 0% | 67% | 33% | | 0% |
| 17 | 7% | 13% | 47% | 33% | | 0% |
| 18 | 0% | 0% | 67% | 33% | | 0% |
| 19 | 0% | 0% | 33% | 67% | | 0% |
| 20 | 0% | 27% | 53% | 20% | | 0% |
| 21 | 0% | 0% | 73% | 27% | | 0% |
| 22 | 0% | 13% | 27% | 0% | 60% | 0% |
| 25 | 0% | 0% | 47% | 53% | | 0% |
| 26 | 0% | 0% | 47% | 53% | | 0% |

Valutazione del corso di laurea :

Scienze e tecniche psicologiche

classe : L-24

sede didattica : CATANIA

| domanda | decis. NO | più NO che SI | più SI che NO | decis. SI | non previste | non risponde |
|---------|-----------|---------------|---------------|-----------|--------------|--------------|
| 14 | 6% | 16% | 36% | 41% | | 1% |
| 15 | 2% | 10% | 36% | 50% | | 1% |
| 16 | 3% | 5% | 43% | 47% | | 2% |
| 17 | 5% | 17% | 50% | 28% | | 1% |
| 18 | 2% | 9% | 41% | 47% | | 1% |
| 19 | 2% | 7% | 37% | 52% | | 1% |
| 20 | 3% | 14% | 48% | 35% | | 1% |
| 21 | 3% | 12% | 52% | 32% | | 2% |
| 22 | 2% | 7% | 23% | 15% | 46% | 7% |
| 25 | 2% | 8% | 32% | 58% | | 1% |
| 26 | 2% | 6% | 45% | 46% | | 0% |

Valutazione del Dipart. : Scienze della Formazione

| domanda | decis. NO | più NO che SI | più SI che NO | decis. SI | non previste | non risponde |
|---------|-----------|---------------|---------------|-----------|--------------|--------------|
| 14 | 4% | 14% | 36% | 46% | | 1% |
| 15 | 2% | 7% | 37% | 53% | | 1% |
| 16 | 2% | 5% | 40% | 52% | | 2% |
| 17 | 5% | 16% | 48% | 30% | | 1% |
| 18 | 3% | 9% | 40% | 47% | | 1% |
| 19 | 3% | 8% | 37% | 50% | | 2% |
| 20 | 4% | 12% | 45% | 38% | | 1% |
| 21 | 2% | 10% | 49% | 38% | | 1% |
| 22 | 2% | 5% | 22% | 20% | 46% | 5% |
| 25 | 2% | 7% | 33% | 58% | | 1% |
| 26 | 3% | 8% | 41% | 48% | | 0% |