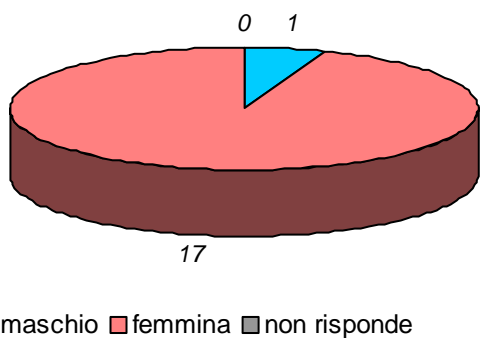


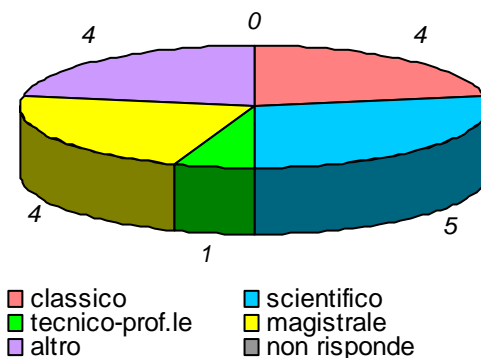
schede valide : 18 schede bianche : 0 schede nulle : 0

Informazioni degli studenti

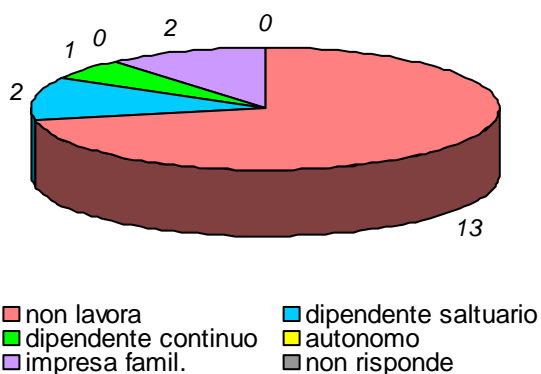
domanda 1: sesso



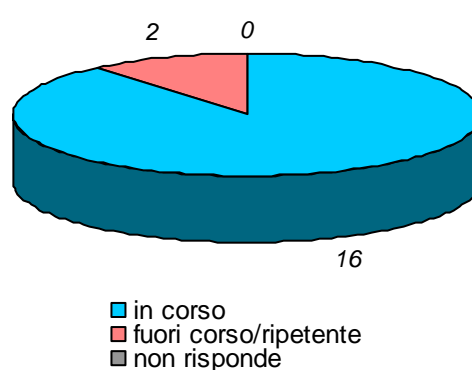
domanda 2: diploma scuola media sup.



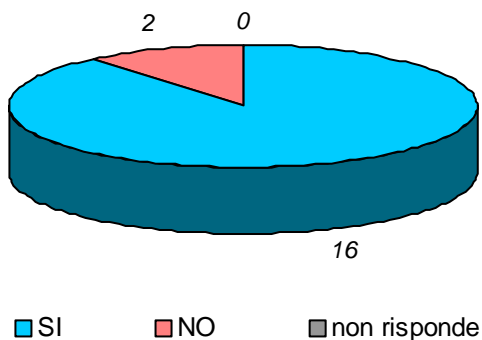
domanda 3: posizione lavorativa



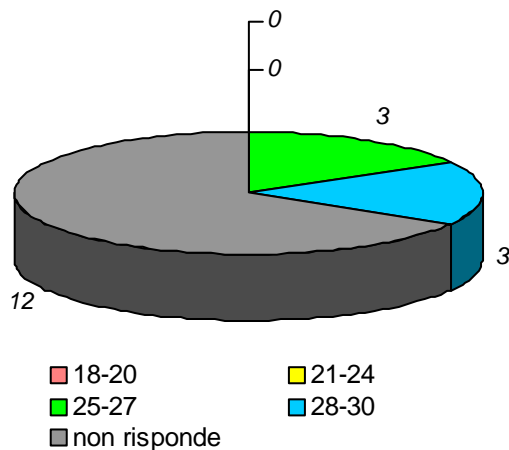
domanda 4: posizione universitaria



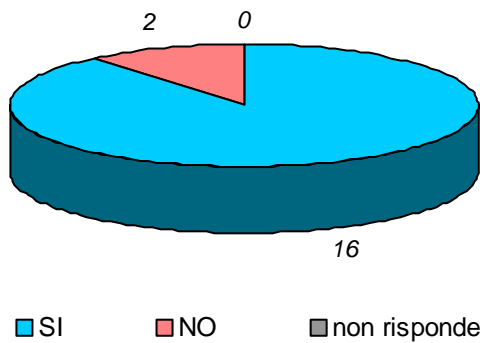
domanda 5: in regola con gli esami



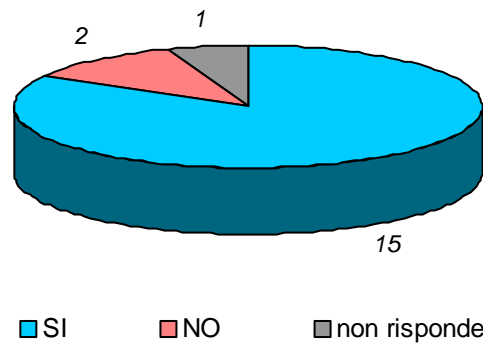
domanda 6: votazione media esami



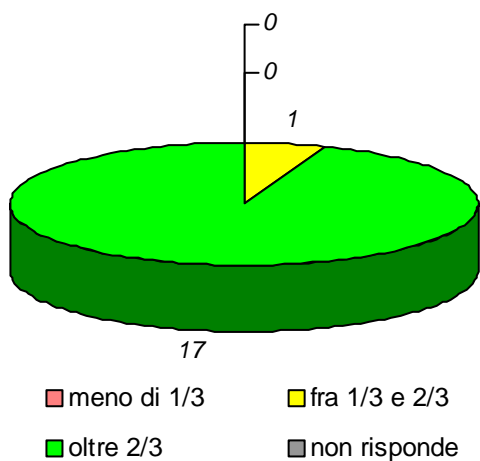
domanda 7: prima volta che affronta l'esame della disciplina



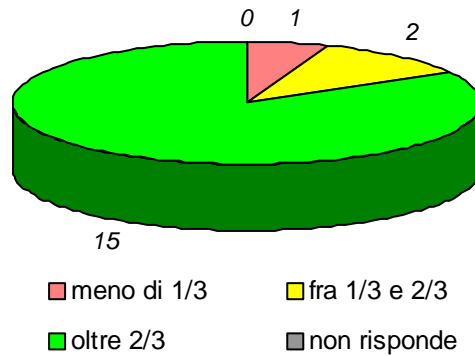
domanda 8: prima volta che segue la disciplina



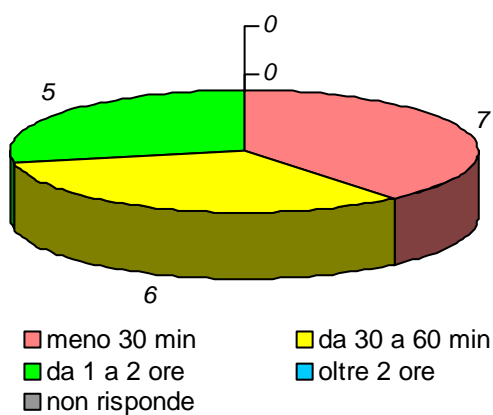
domanda 9: percentuale di frequenza della disciplina



domanda 10 : percentuale di frequenza delle discipline del piano studi

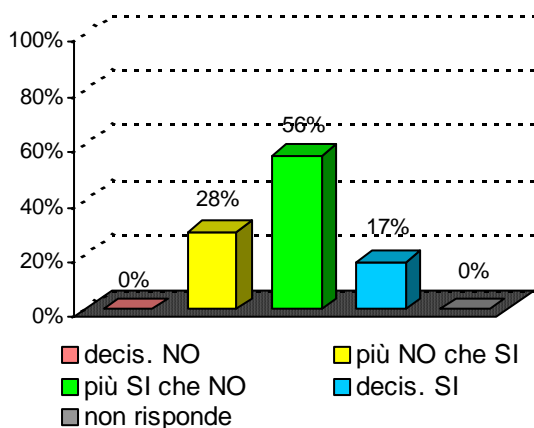


domanda 11 : tempo medio per raggiungere l'Università

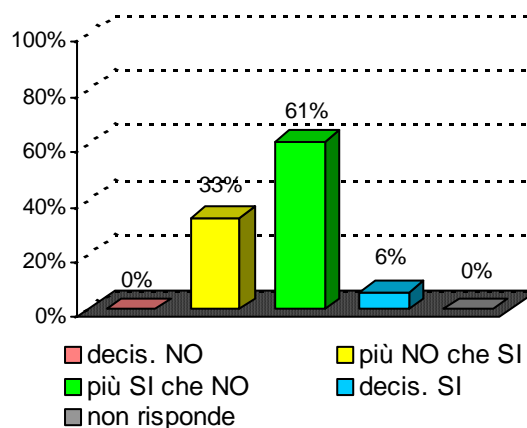


Organizzazione e Infrastrutture

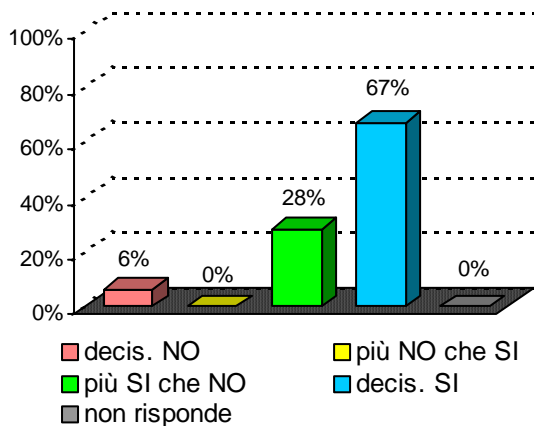
domanda 12 : accettabilità carico studio totale



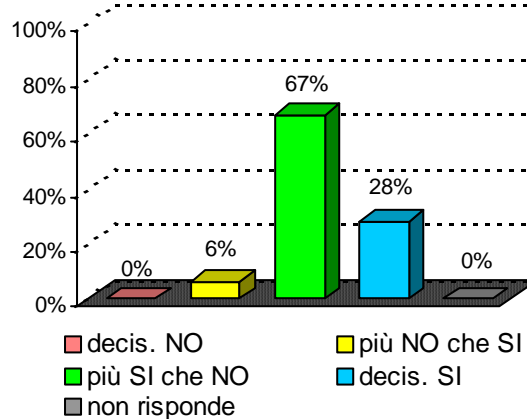
domanda 13 : accettabilità organizzazione complessiva



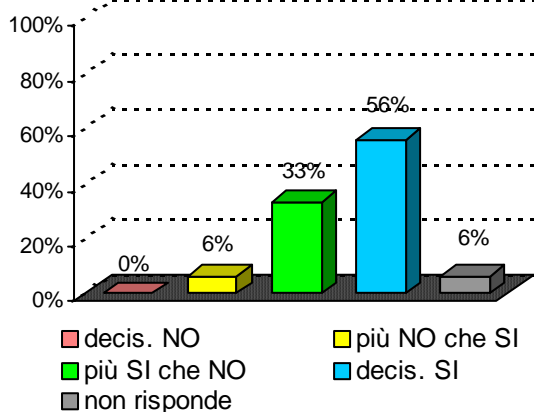
domanda 14 : chiarezza definizione modalità esame

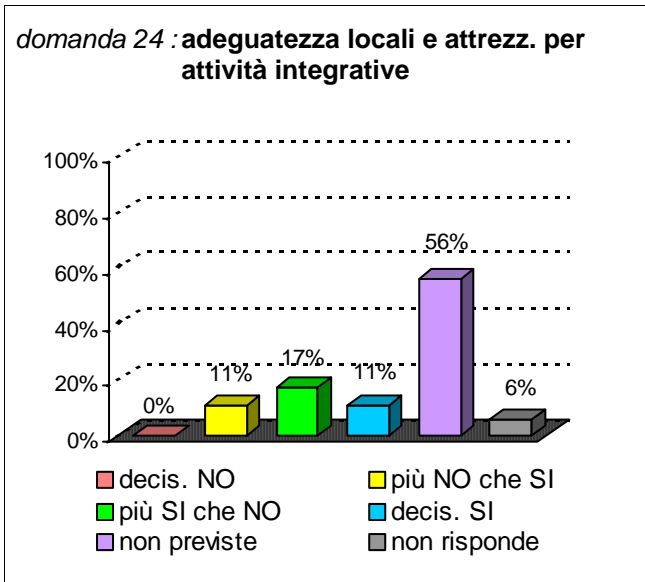
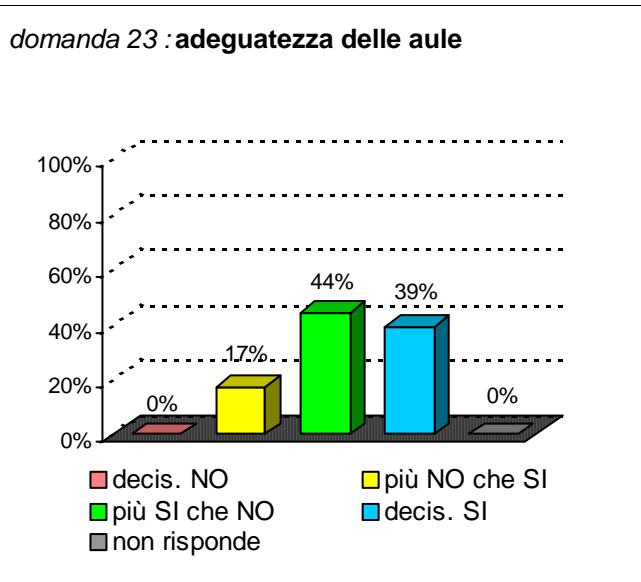


domanda 15 : rispetto orari svolgimento didattica

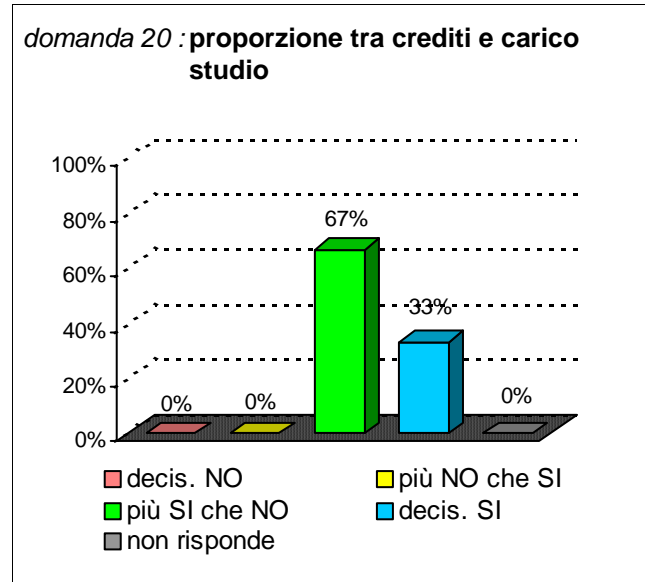
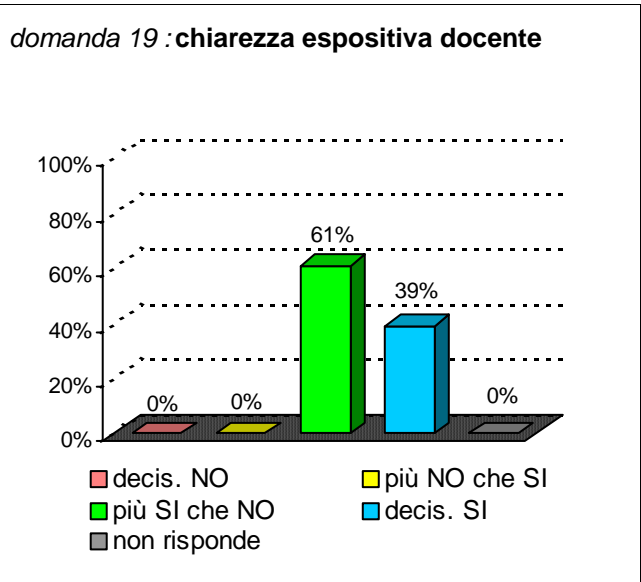
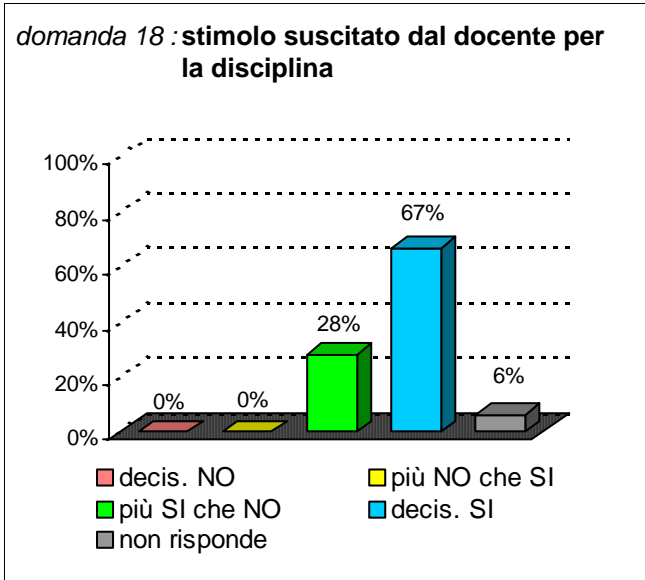
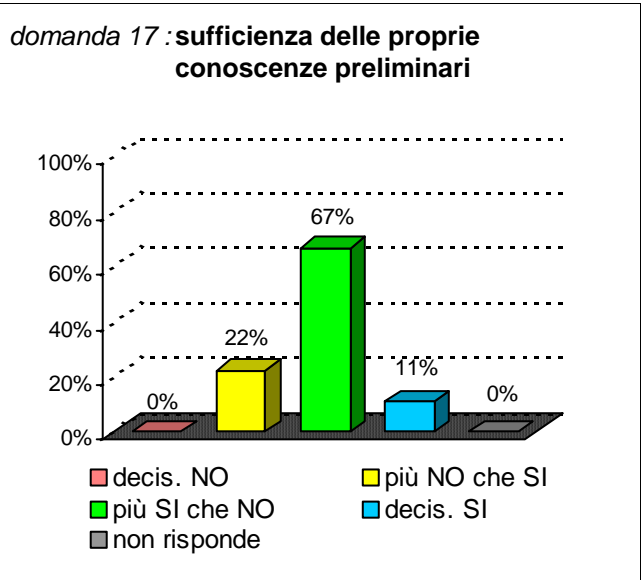


domanda 16 : reperibilità del docente

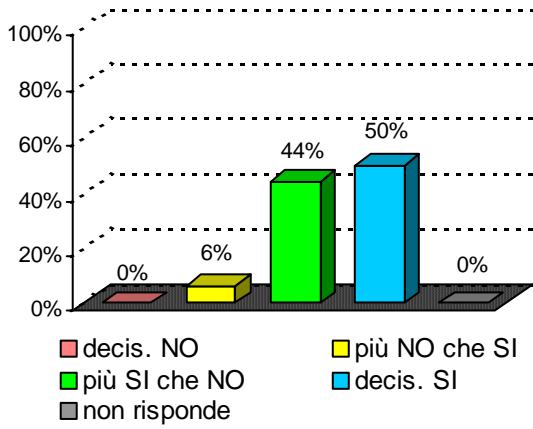




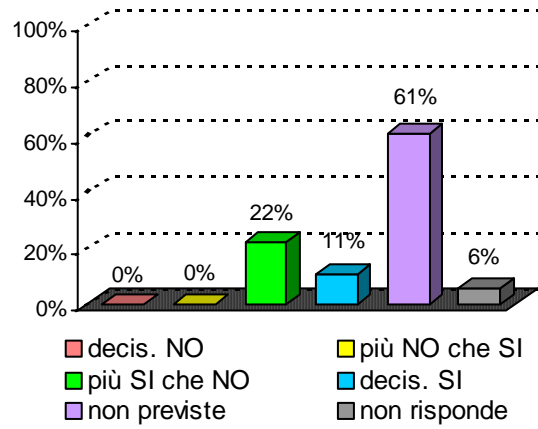
Didattica e Soddisfazione



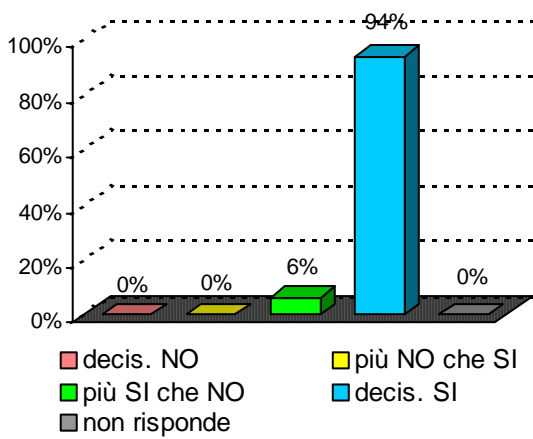
domanda 21 : adeguatezza materiale didattico



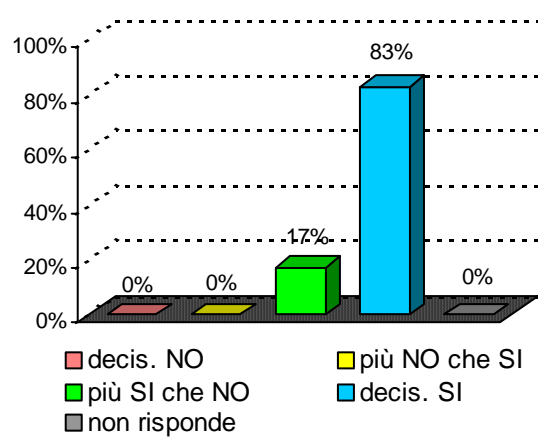
domanda 22 : utilità delle attività didattiche integrative



domanda 25 : interesse per argomenti della disciplina



domanda 26 : soddisfazione complessiva



Sintesi delle valutazioni (domande qualitative) dell'insegnamento confrontate con quelle del rispettivo Corso di Studi e del Dipartimento di afferenza

Valutazione dell' insegnamento con codice : **32327**

domanda	decis. NO	più NO che SI	più SI che NO	decis. SI	non previste	non risponde
14	6%	0%	28%	67%		0%
15	0%	6%	67%	28%		0%
16	0%	6%	33%	56%		6%
17	0%	22%	67%	11%		0%
18	0%	0%	28%	67%		6%
19	0%	0%	61%	39%		0%
20	0%	0%	67%	33%		0%
21	0%	6%	44%	50%		0%
22	0%	0%	22%	11%	61%	6%
25	0%	0%	6%	94%		0%
26	0%	0%	17%	83%		0%

Valutazione del corso di laurea :

Psicologia

classe : **LM-51**

sede didattica : **CATANIA**

domanda	decis. NO	più NO che SI	più SI che NO	decis. SI	non previste	non risponde
14	2%	8%	37%	52%		0%
15	1%	7%	39%	52%		1%
16	1%	4%	43%	50%		2%
17	4%	8%	49%	38%		1%
18	2%	6%	43%	48%		1%
19	1%	7%	43%	47%		2%
20	3%	11%	46%	40%		0%
21	1%	7%	46%	45%		1%
22	1%	4%	32%	37%	23%	4%
25	1%	9%	33%	56%		1%
26	1%	7%	41%	51%		0%

Valutazione del Dipart. : **Scienze della Formazione**

domanda	decis. NO	più NO che SI	più SI che NO	decis. SI	non previste	non risponde
14	4%	14%	36%	46%		1%
15	2%	7%	37%	53%		1%
16	2%	5%	40%	52%		2%
17	5%	16%	48%	30%		1%
18	3%	9%	40%	47%		1%
19	3%	8%	37%	50%		2%
20	4%	12%	45%	38%		1%
21	2%	10%	49%	38%		1%
22	2%	5%	22%	20%	46%	5%
25	2%	7%	33%	58%		1%
26	3%	8%	41%	48%		0%