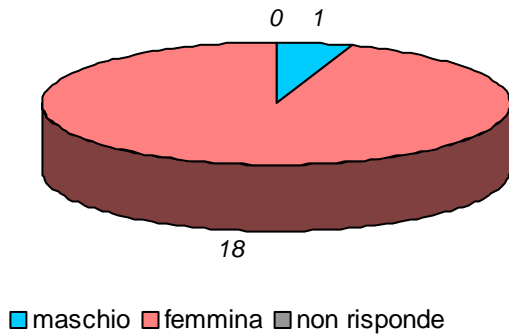


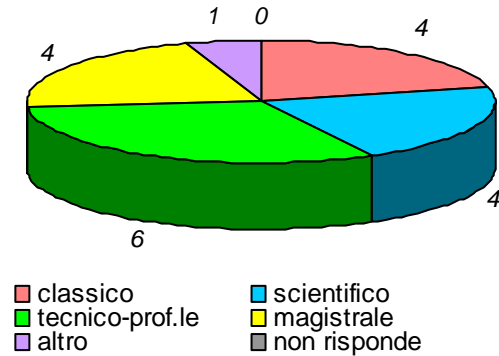
schede valide : 19 schede bianche : 0 schede nulle : 0

Informazioni degli studenti

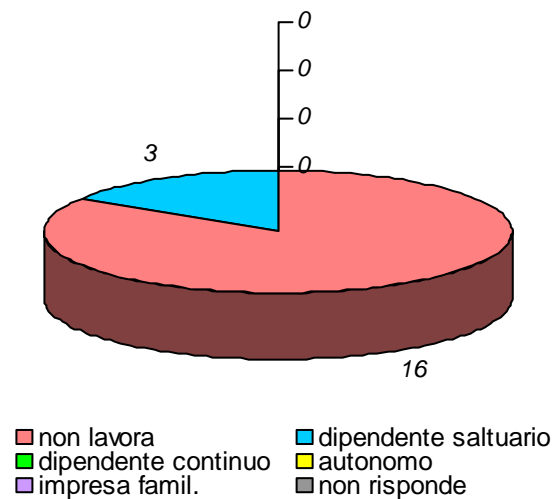
domanda 1: sesso



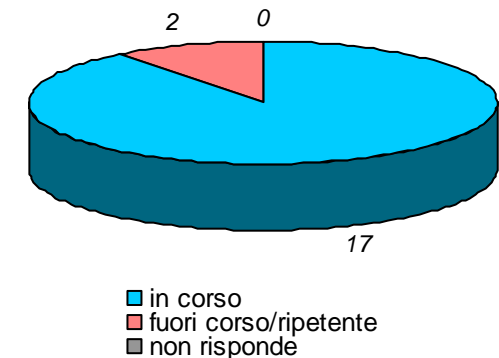
domanda 2: diploma scuola media sup.



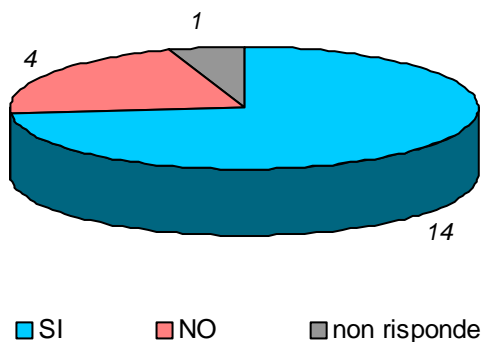
domanda 3: posizione lavorativa



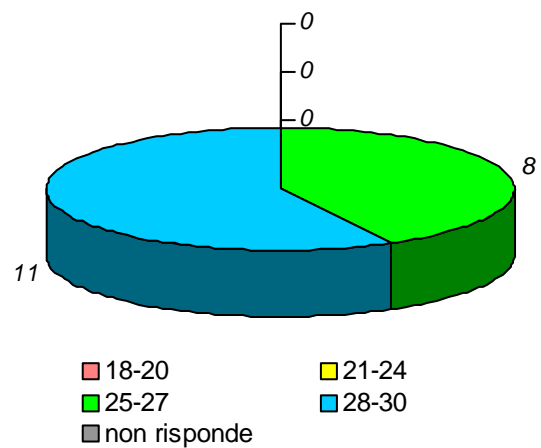
domanda 4: posizione universitaria



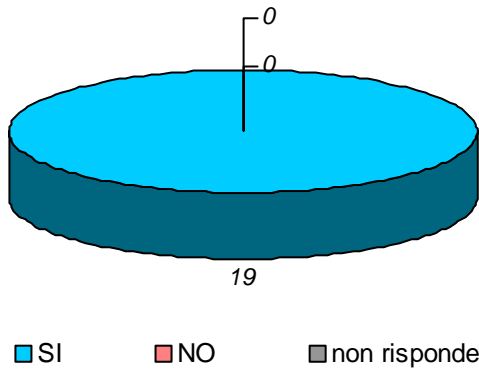
domanda 5: in regola con gli esami



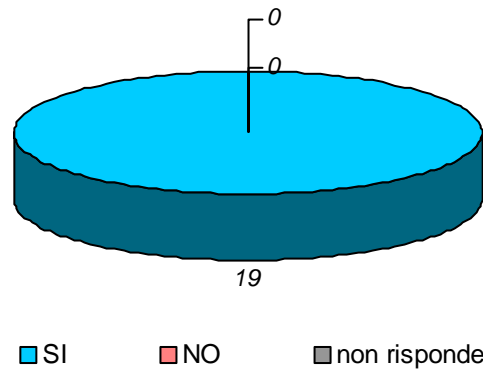
domanda 6: votazione media esami



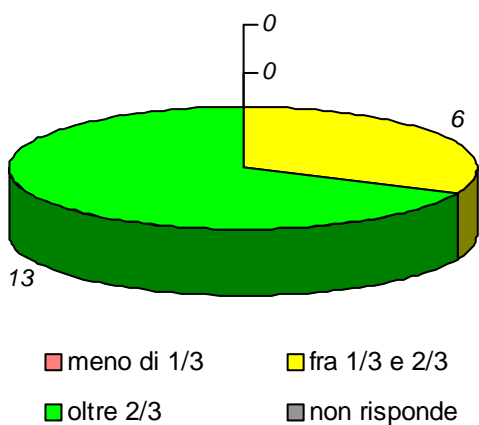
domanda 7: prima volta che affronta l'esame della disciplina



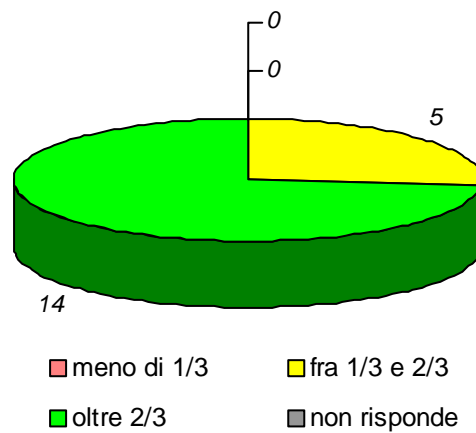
domanda 8: prima volta che segue la disciplina



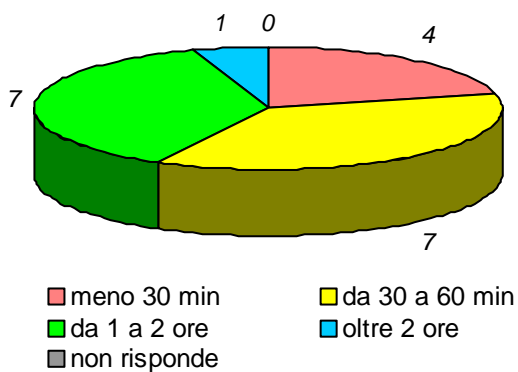
domanda 9: percentuale di frequenza della disciplina



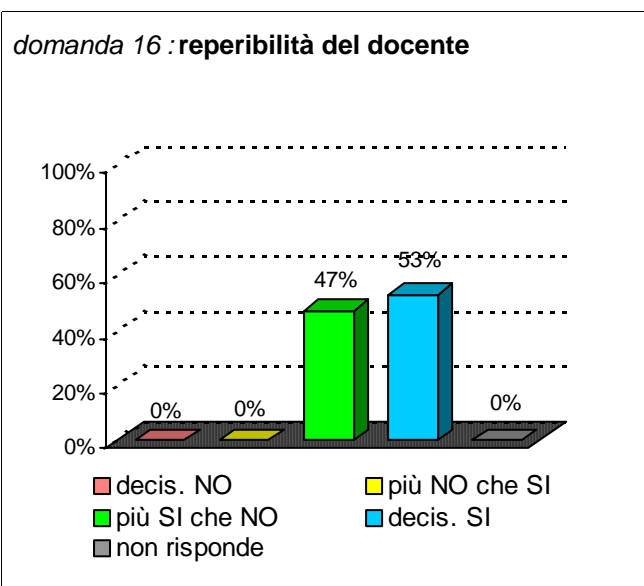
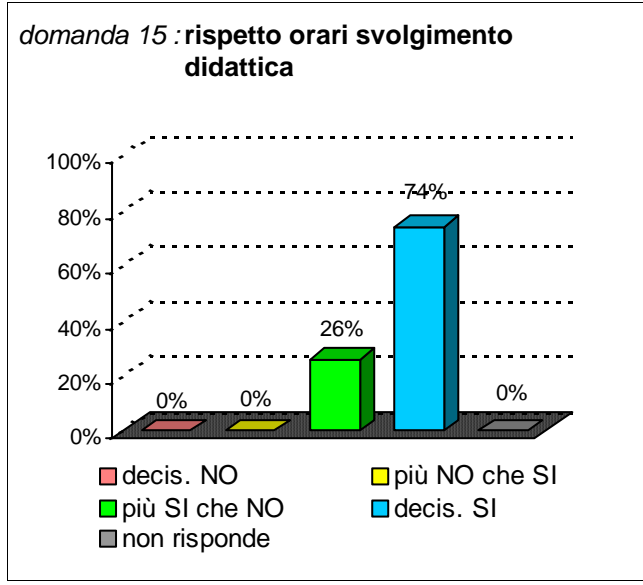
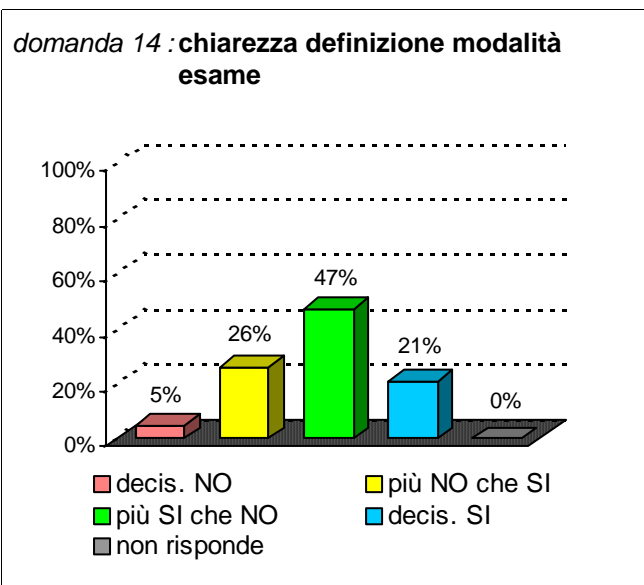
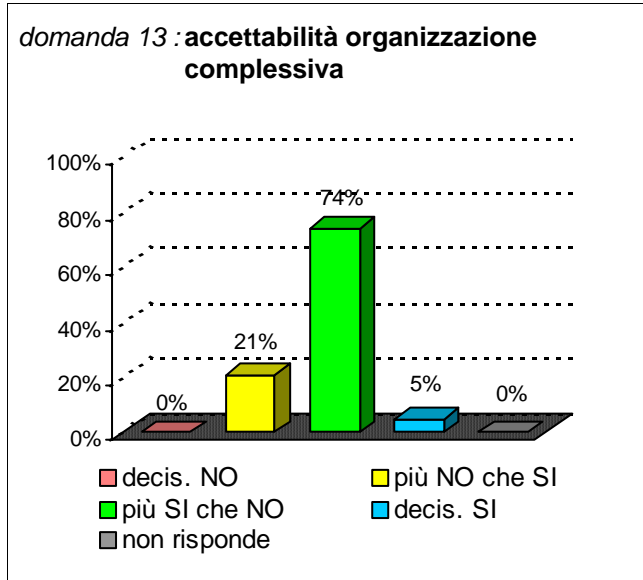
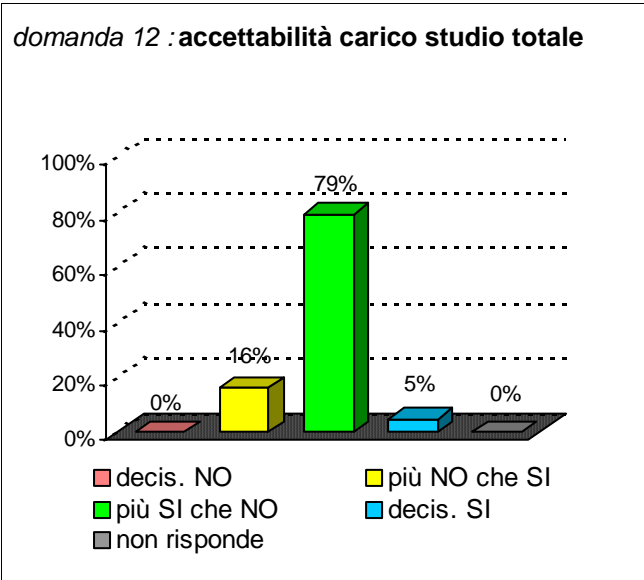
domanda 10 : percentuale di frequenza delle discipline del piano studi

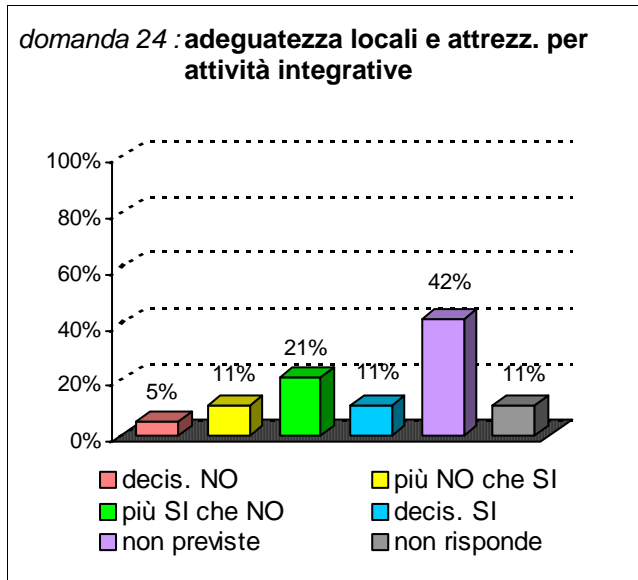
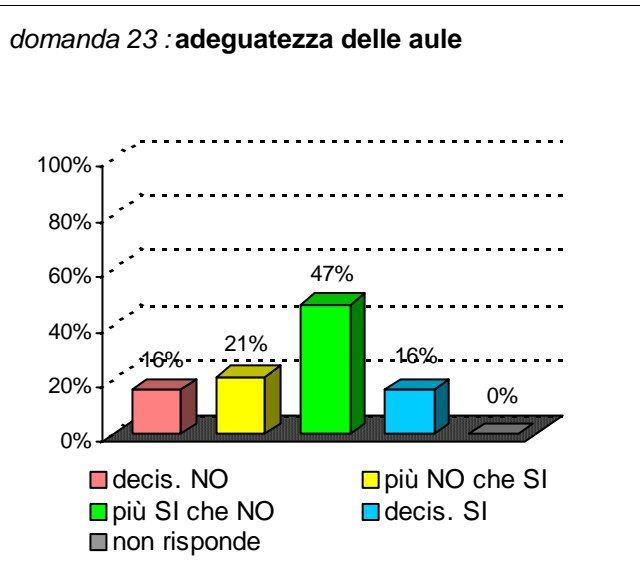


domanda 11 : tempo medio per raggiungere l'Università

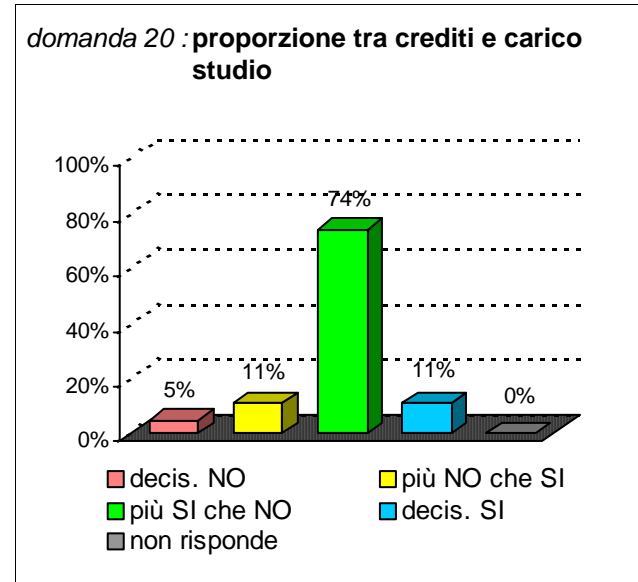
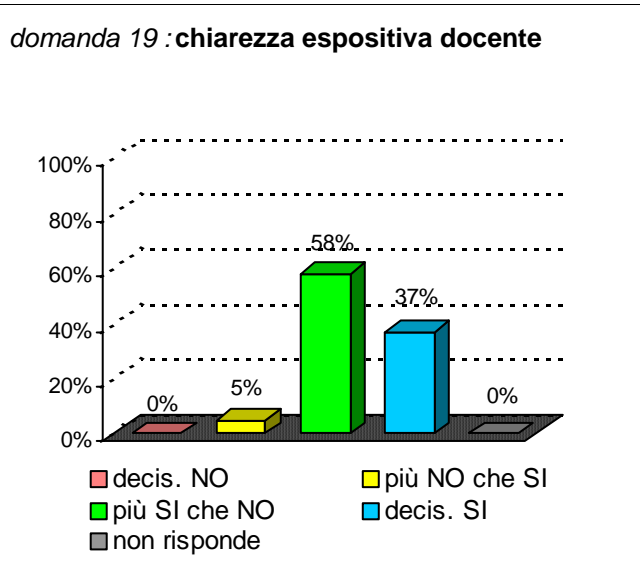
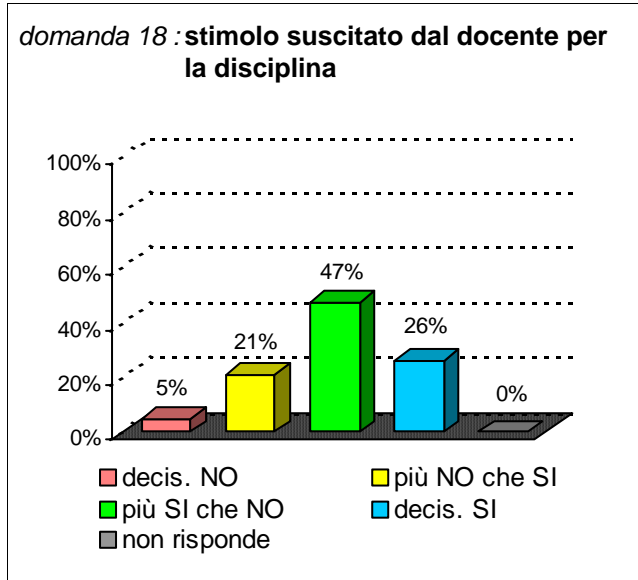
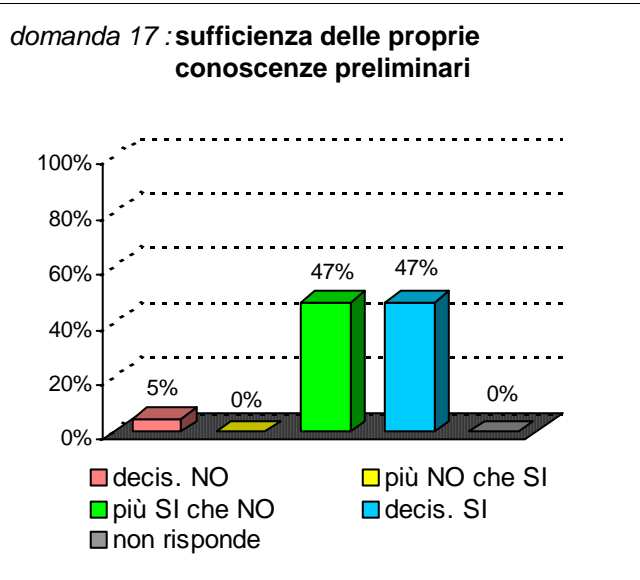


Organizzazione e Infrastrutture

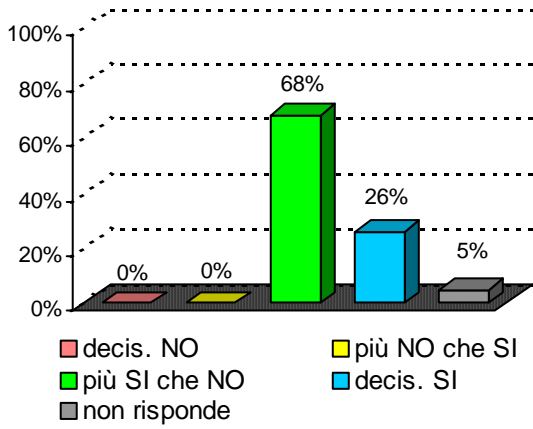




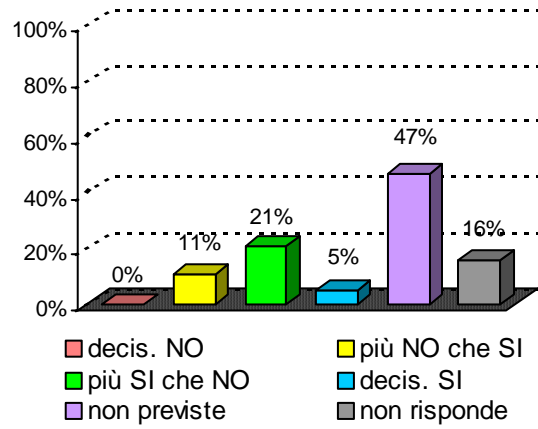
Didattica e Soddisfazione



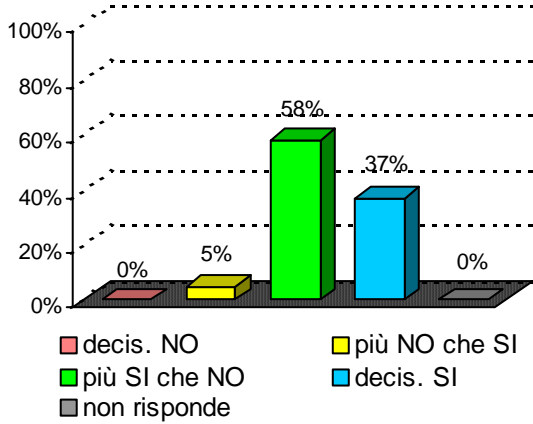
domanda 21 : adeguatezza materiale didattico



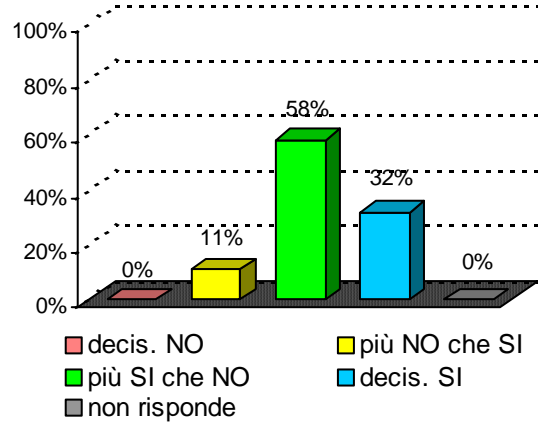
domanda 22 : utilità delle attività didattiche integrative



domanda 25 : interesse per argomenti della disciplina



domanda 26 : soddisfazione complessiva



Sintesi delle valutazioni (domande qualitative) dell'insegnamento confrontate con quelle del rispettivo Corso di Studi e del Dipartimento di afferenza

Valutazione dell' insegnamento con codice : 32595

domanda	decis. NO	più NO che SI	più SI che NO	decis. SI	non previste	non risponde
14	5%	26%	47%	21%		0%
15	0%	0%	26%	74%		0%
16	0%	0%	47%	53%		0%
17	5%	0%	47%	47%		0%
18	5%	21%	47%	26%		0%
19	0%	5%	58%	37%		0%
20	5%	11%	74%	11%		0%
21	0%	0%	68%	26%		5%
22	0%	11%	21%	5%	47%	16%
25	0%	5%	58%	37%		0%
26	0%	11%	58%	32%		0%

Valutazione del corso di laurea :

Scienze pedagogiche e progettazione educativa

classe : LM-85

sede didattica : CATANIA

domanda	decis. NO	più NO che SI	più SI che NO	decis. SI	non previste	non risponde
14	3%	8%	33%	55%		0%
15	0%	2%	25%	72%		1%
16	0%	2%	32%	65%		0%
17	3%	15%	45%	36%		0%
18	1%	5%	37%	57%		1%
19	0%	4%	32%	62%		2%
20	3%	10%	43%	42%		1%
21	1%	7%	43%	47%		3%
22	1%	3%	13%	21%	58%	4%
25	3%	6%	32%	59%		0%
26	0%	2%	39%	58%		0%

Valutazione del Dipart. : Scienze della Formazione

domanda	decis. NO	più NO che SI	più SI che NO	decis. SI	non previste	non risponde
14	4%	14%	36%	46%		1%
15	2%	7%	37%	53%		1%
16	2%	5%	40%	52%		2%
17	5%	16%	48%	30%		1%
18	3%	9%	40%	47%		1%
19	3%	8%	37%	50%		2%
20	4%	12%	45%	38%		1%
21	2%	10%	49%	38%		1%
22	2%	5%	22%	20%	46%	5%
25	2%	7%	33%	58%		1%
26	3%	8%	41%	48%		0%