

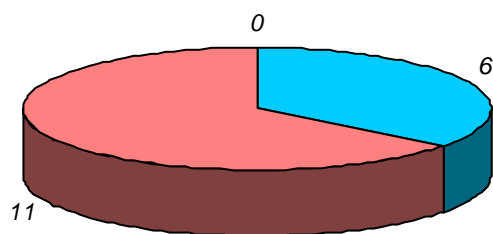
schede valide : 17

schede bianche : 0

schede nulle : 0

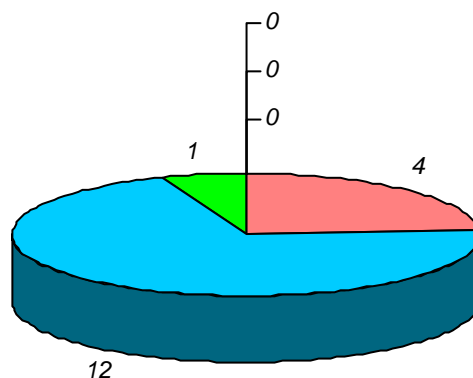
Informazioni degli studenti

domanda 1: sesso



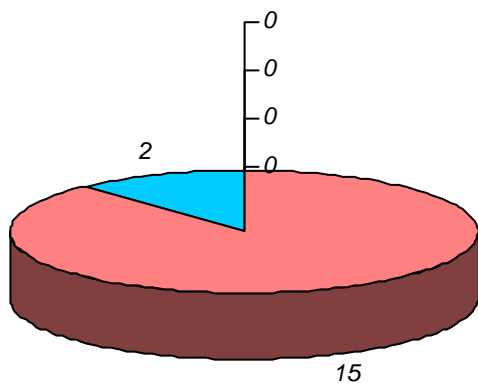
maschio femmina non risponde

domanda 2: diploma scuola media sup.



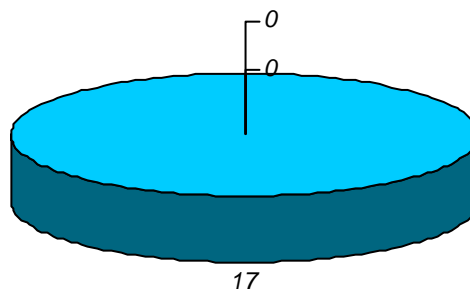
classico tecnico-prof.le scientifico magistrale altro non risponde

domanda 3: posizione lavorativa



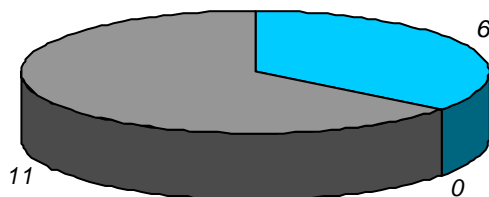
non lavora dipendente saltuario dipendente continuo autonomo impresa famil. non risponde

domanda 4: posizione universitaria



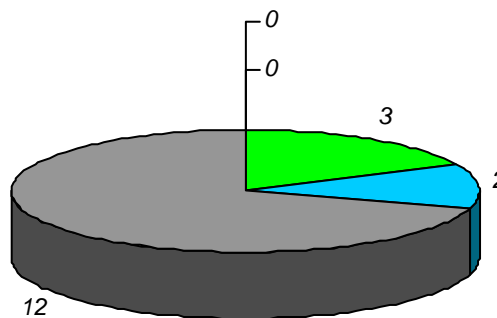
in corso fuori corso/ripetente non risponde

domanda 5: in regola con gli esami



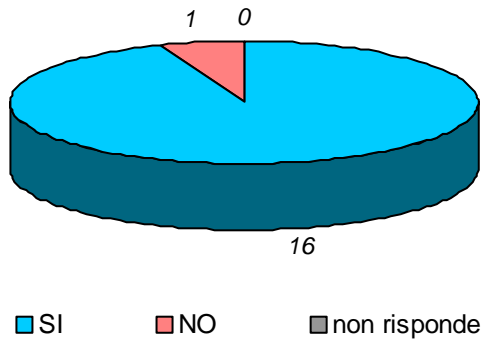
SI NO non risponde

domanda 6: votazione media esami

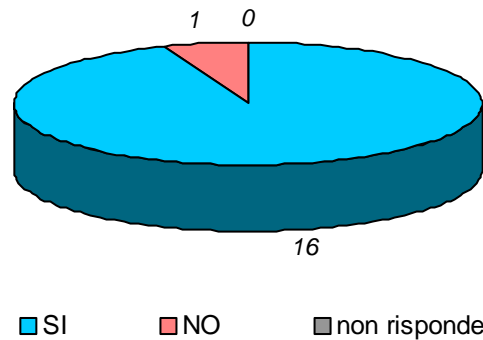


18-20 21-24 25-27 28-30 non risponde

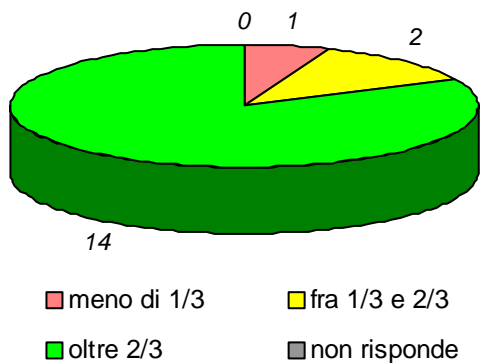
domanda 7: prima volta che affronta l'esame della disciplina



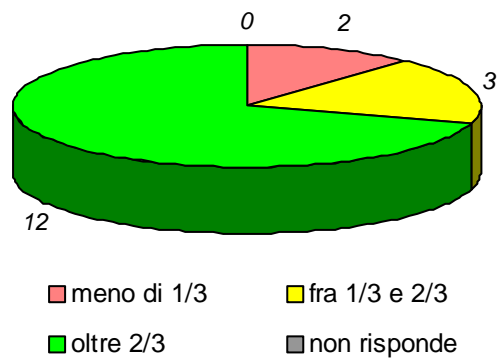
domanda 8: prima volta che segue la disciplina



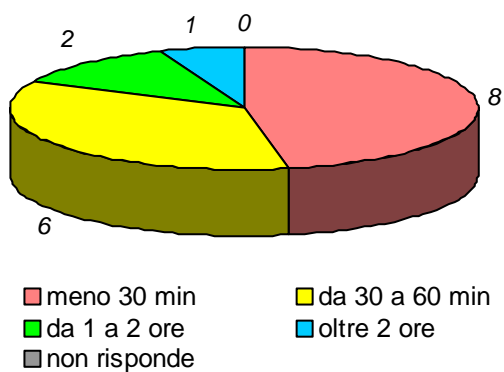
domanda 9: percentuale di frequenza della disciplina



domanda 10: percentuale di frequenza delle discipline del piano studi

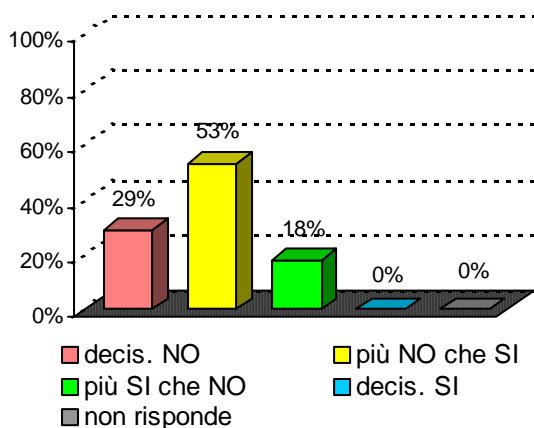


domanda 11: tempo medio per raggiungere l'Università

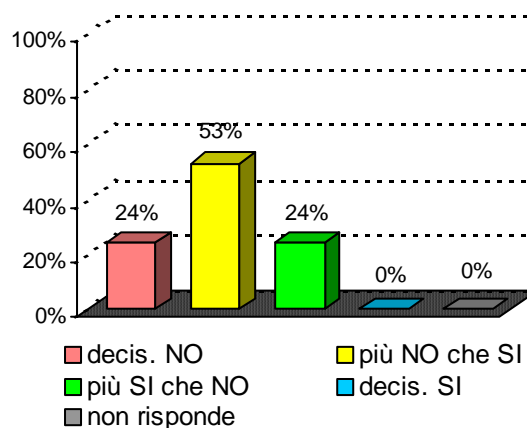


Organizzazione e Infrastrutture

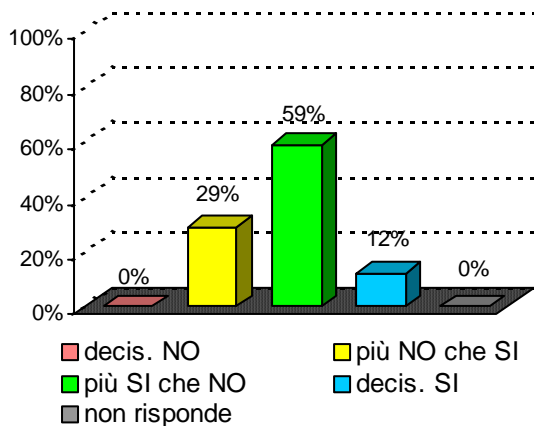
domanda 12 : accettabilità carico studio totale



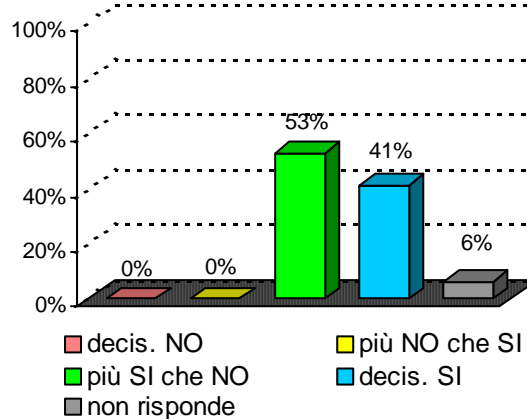
domanda 13 : accettabilità organizzazione complessiva



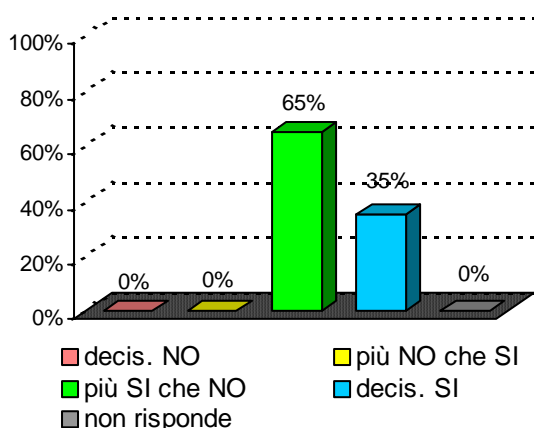
domanda 14 : chiarezza definizione modalità esame

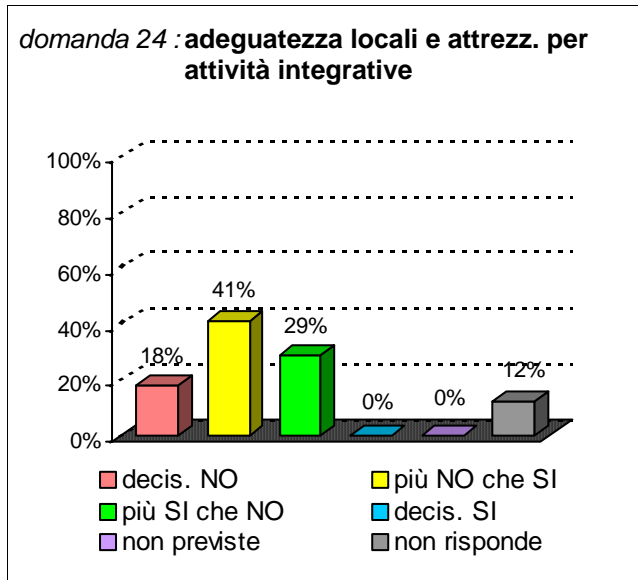
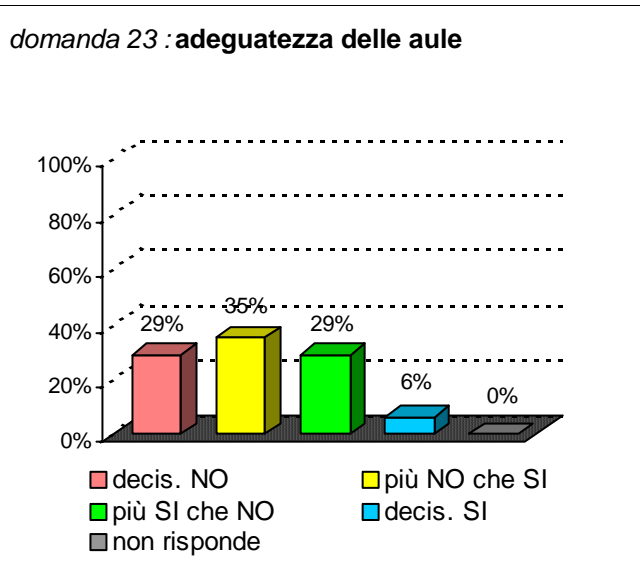


domanda 15 : rispetto orari svolgimento didattica

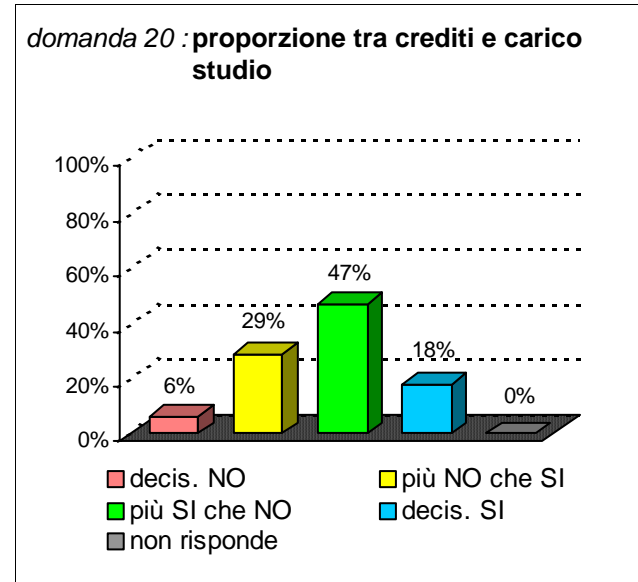
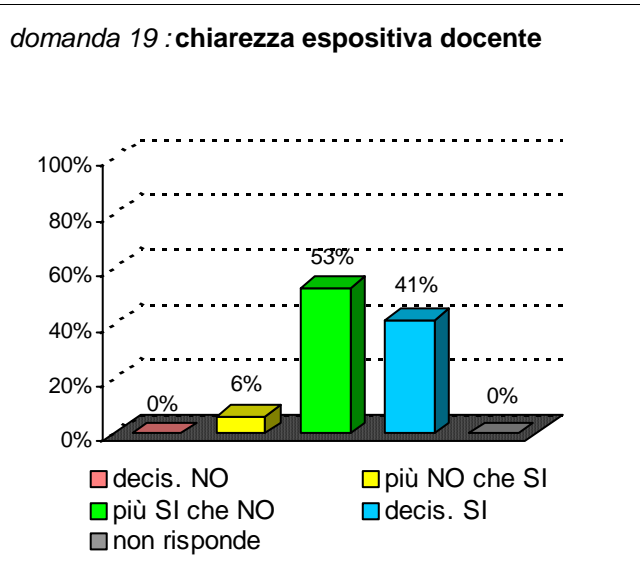
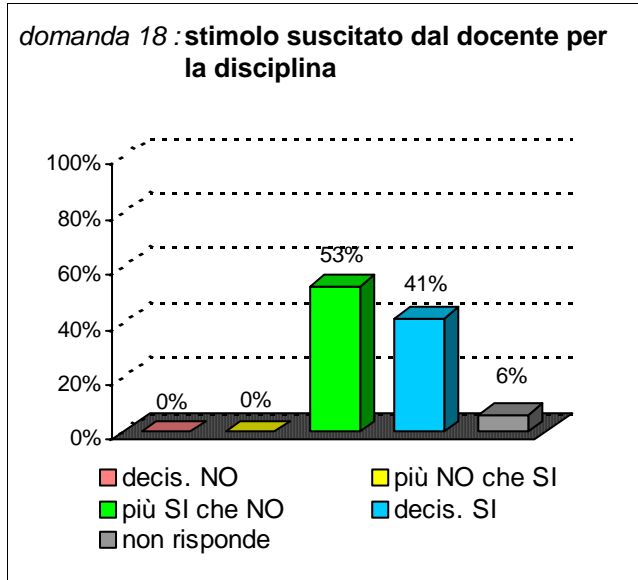
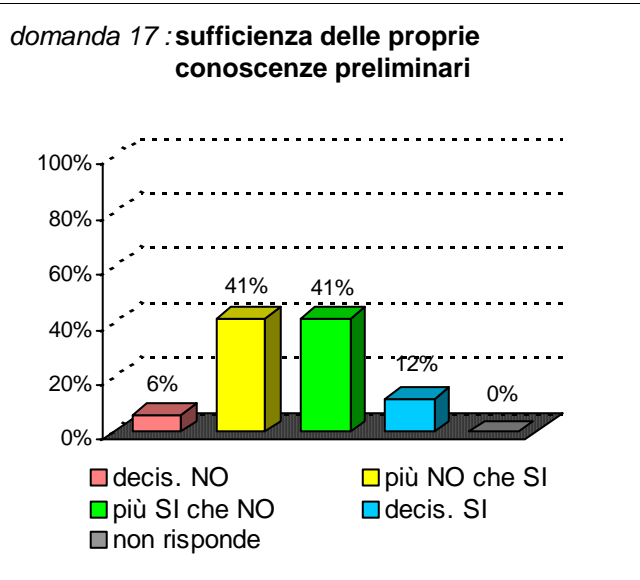


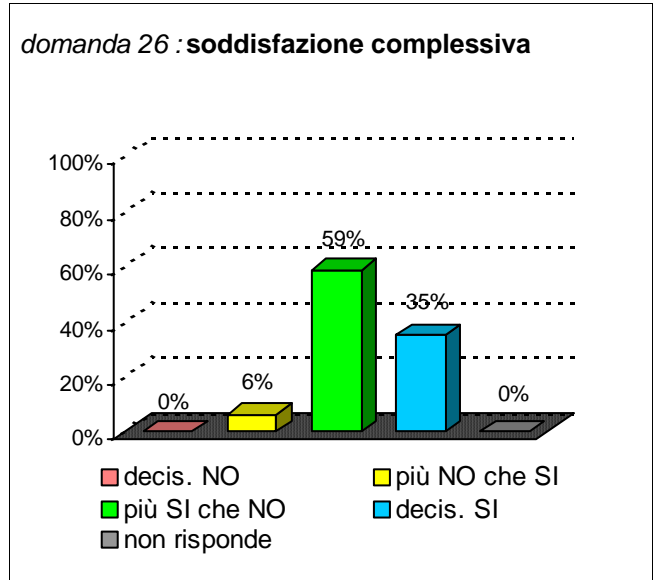
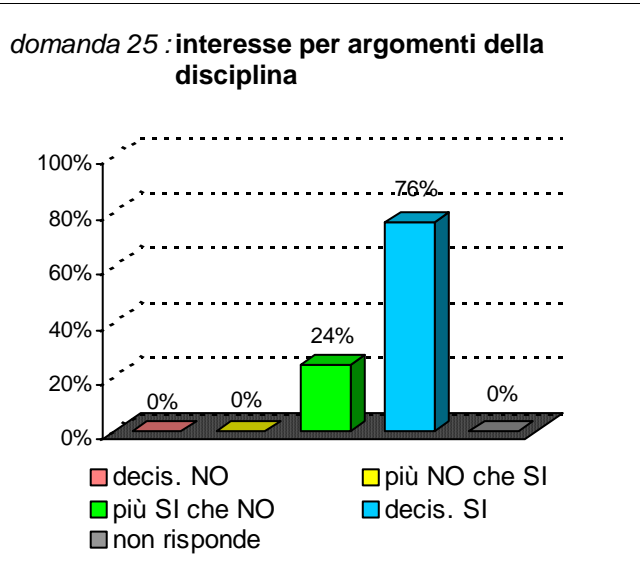
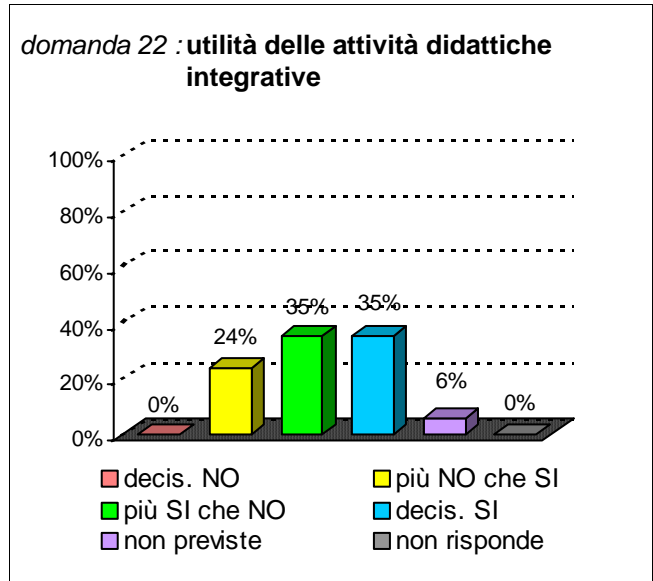
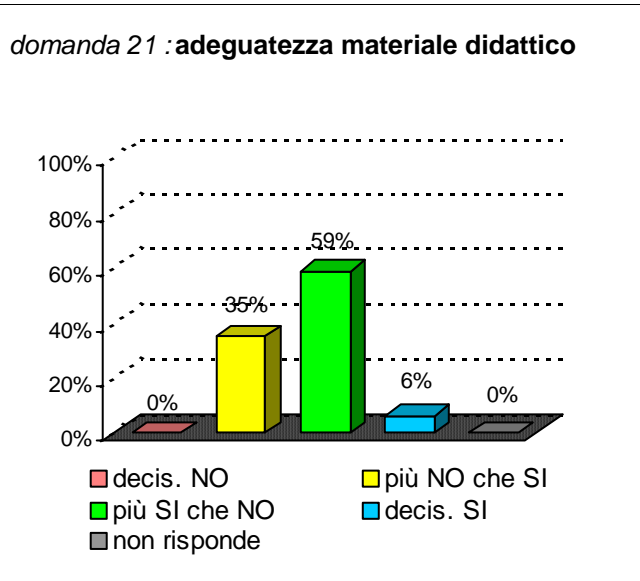
domanda 16 : reperibilità del docente





Didattica e Soddisfazione





Sintesi delle valutazioni (domande qualitative) dell'insegnamento confrontate con quelle del rispettivo Corso di Studi e del Dipartimento di afferenza

Valutazione dell' insegnamento con codice : 31770

domanda	decis. NO	più NO che SI	più SI che NO	decis. SI	non previste	non risponde
14	0%	29%	59%	12%		0%
15	0%	0%	53%	41%		6%
16	0%	0%	65%	35%		0%
17	6%	41%	41%	12%		0%
18	0%	0%	53%	41%		6%
19	0%	6%	53%	41%		0%
20	6%	29%	47%	18%		0%
21	0%	35%	59%	6%		0%
22	0%	24%	35%	35%	6%	0%
25	0%	0%	24%	76%		0%
26	0%	6%	59%	35%		0%

Valutazione del corso di laurea :

Chimica dei materiali

classe : LM-54

sede didattica : CATANIA

domanda	decis. NO	più NO che SI	più SI che NO	decis. SI	non previste	non risponde
14	3%	13%	45%	39%		0%
15	1%	5%	33%	60%		0%
16	1%	5%	39%	53%		1%
17	2%	8%	54%	36%		0%
18	3%	12%	46%	38%		1%
19	3%	15%	44%	38%		0%
20	5%	15%	53%	26%		0%
21	4%	11%	54%	31%		0%
22	0%	6%	10%	12%	68%	3%
25	3%	4%	34%	59%		0%
26	4%	7%	47%	42%		0%

Valutazione del Dipart. : Scienze Chimiche

domanda	decis. NO	più NO che SI	più SI che NO	decis. SI	non previste	non risponde
14	3%	14%	45%	37%		1%
15	2%	9%	37%	51%		0%
16	1%	6%	39%	54%		1%
17	6%	18%	52%	24%		0%
18	4%	13%	45%	38%		1%
19	5%	13%	42%	39%		1%
20	5%	15%	52%	27%		1%
21	5%	14%	54%	27%		1%
22	1%	6%	25%	29%	36%	3%
25	4%	9%	35%	52%		0%
26	4%	11%	47%	37%		0%