

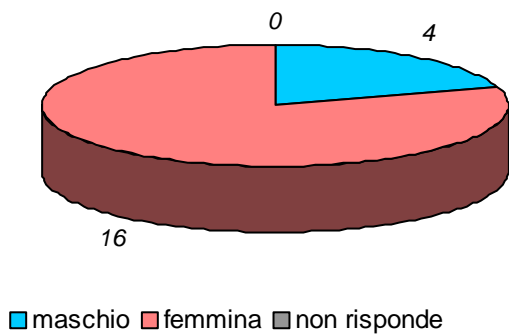
schede valide : 20

schede bianche : 0

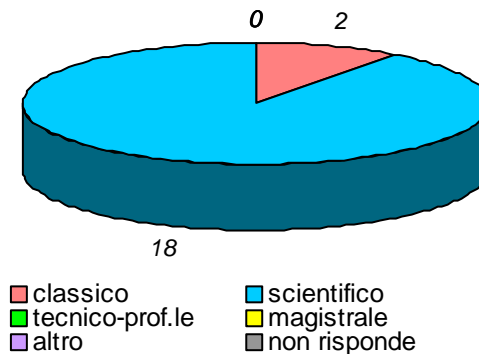
schede nulle : 0

Informazioni degli studenti

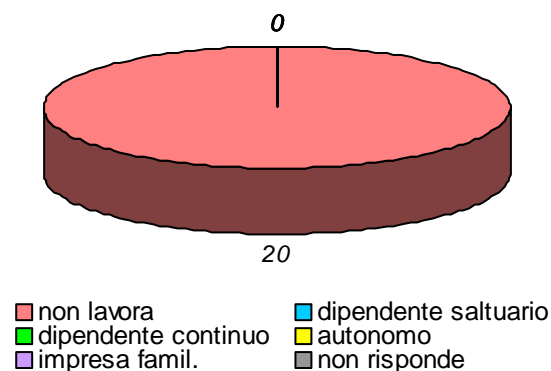
domanda 1: sesso



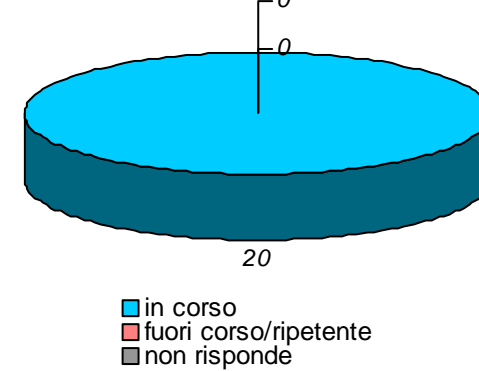
domanda 2: diploma scuola media sup.



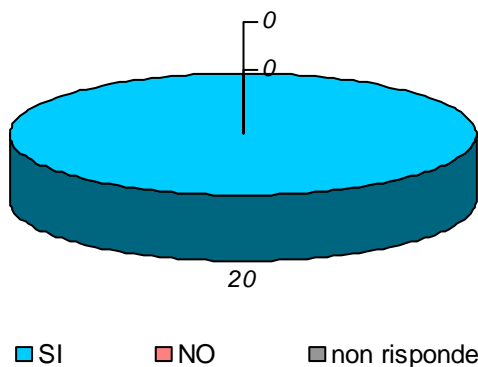
domanda 3: posizione lavorativa



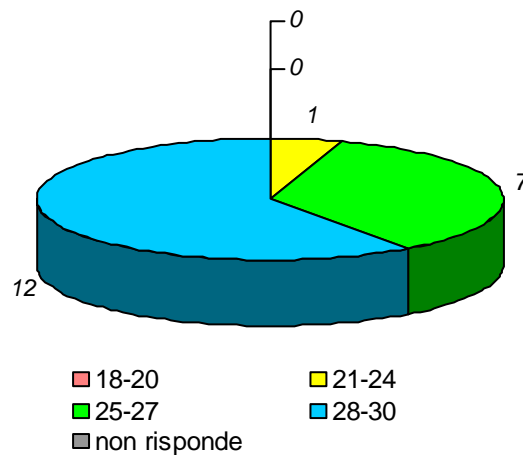
domanda 4: posizione universitaria



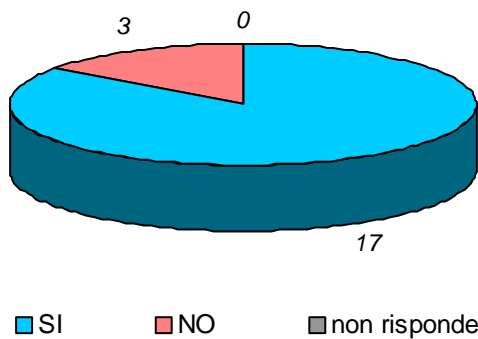
domanda 5: in regola con gli esami



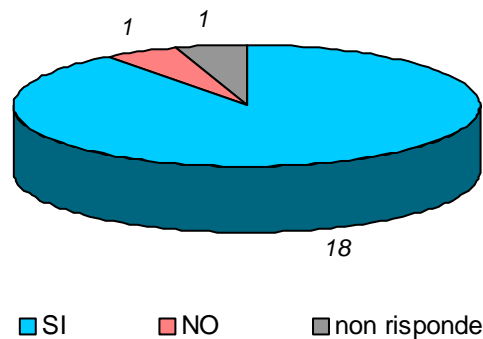
domanda 6: votazione media esami



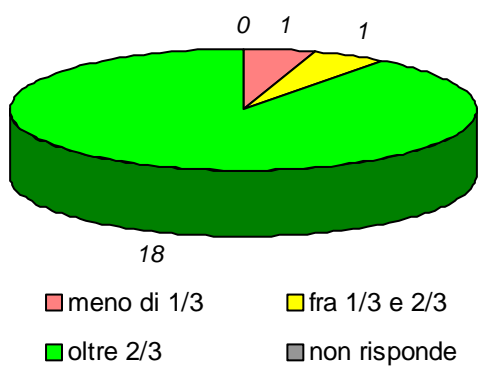
domanda 7: prima volta che affronta l'esame della disciplina



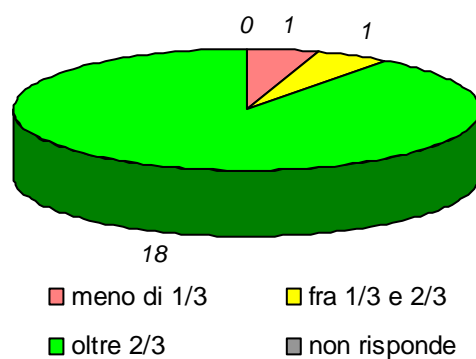
domanda 8: prima volta che segue la disciplina



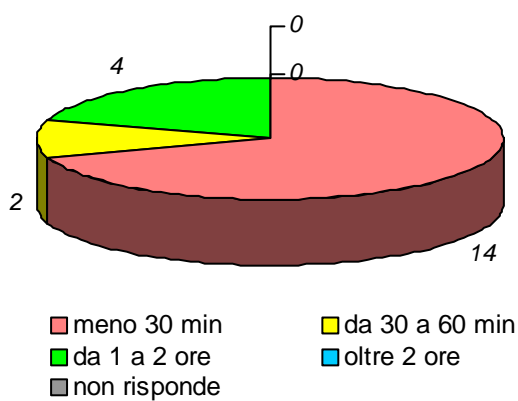
domanda 9: percentuale di frequenza della disciplina



domanda 10 : percentuale di frequenza delle discipline del piano studi

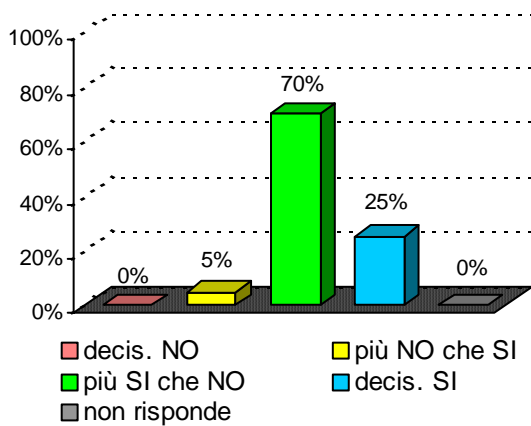


domanda 11 : tempo medio per raggiungere l'Università

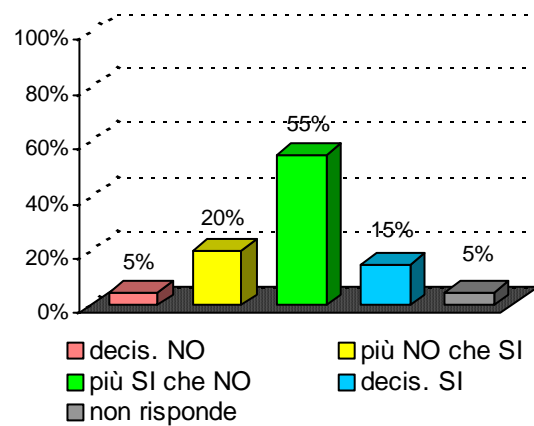


Organizzazione e Infrastrutture

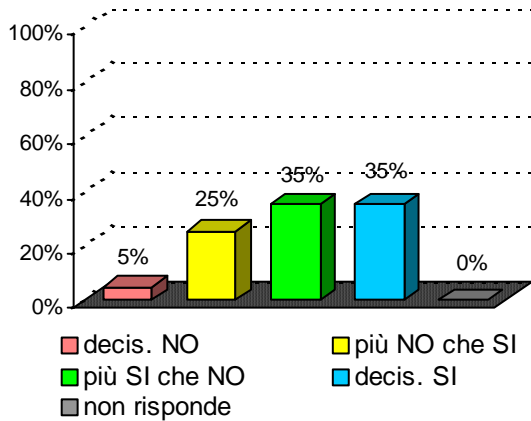
domanda 12 : accettabilità carico studio totale



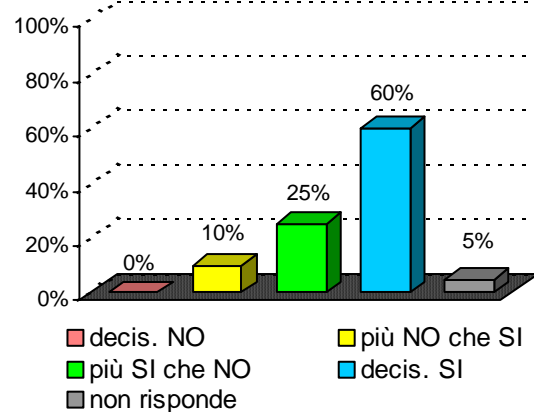
domanda 13 : accettabilità organizzazione complessiva



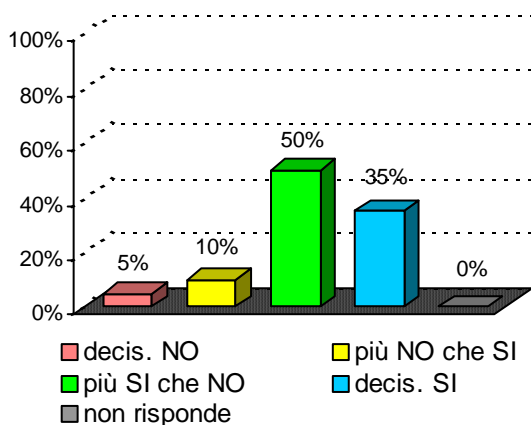
domanda 14 : chiarezza definizione modalità esame

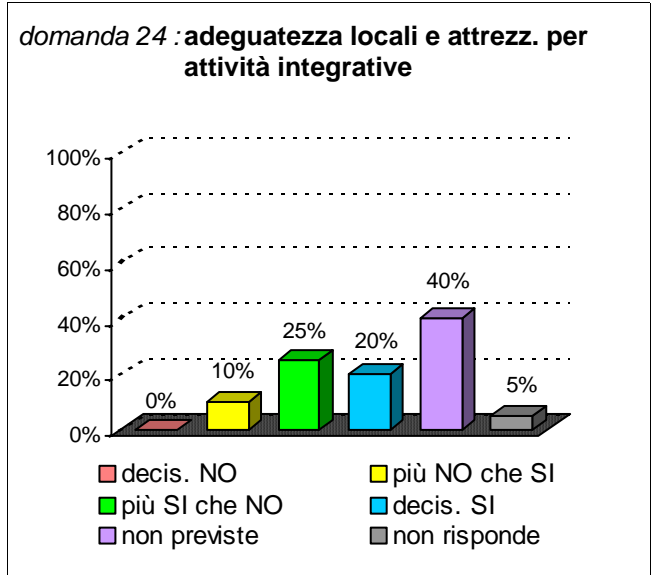
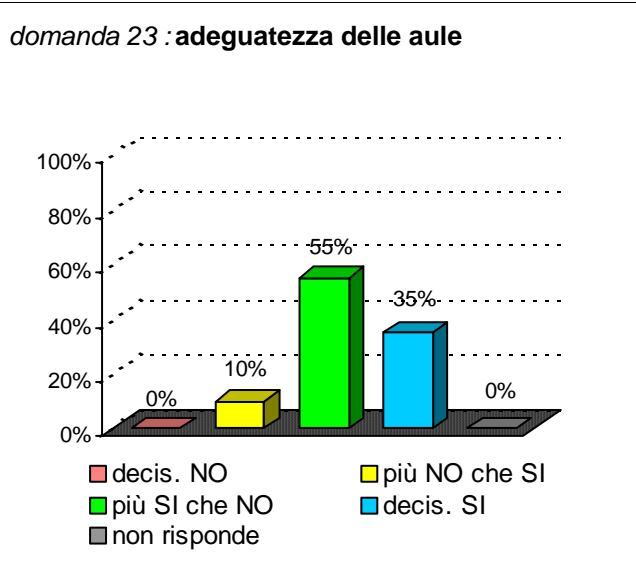


domanda 15 : rispetto orari svolgimento didattica

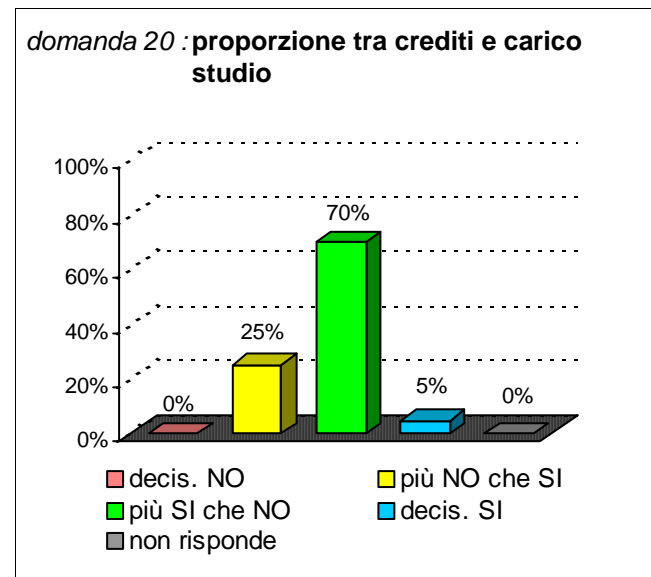
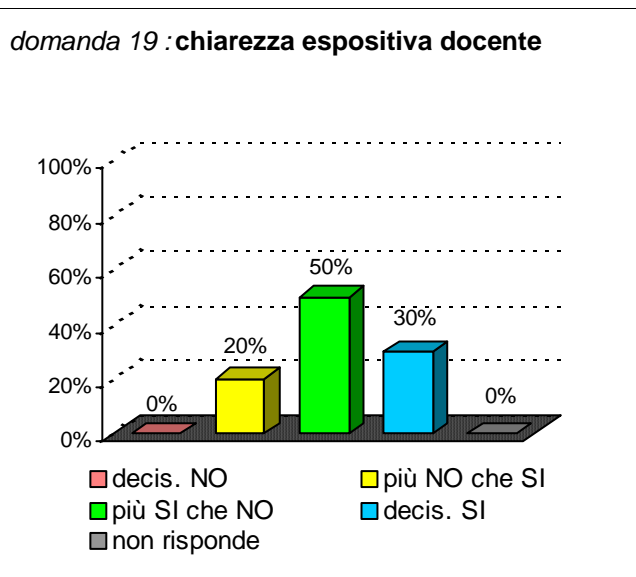
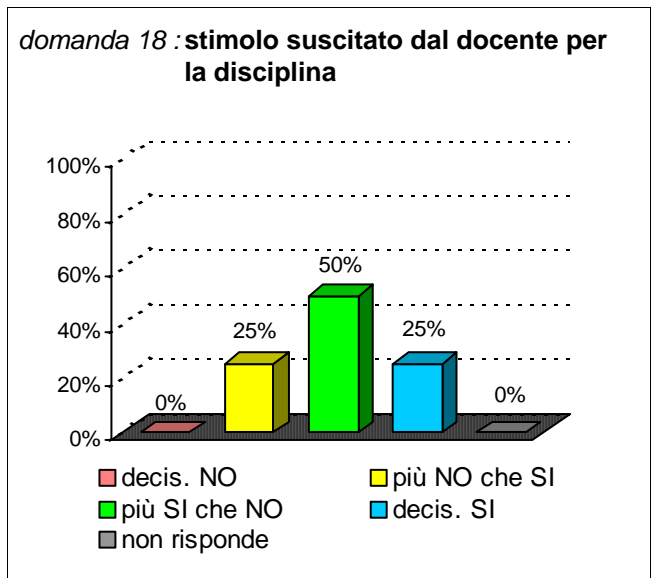
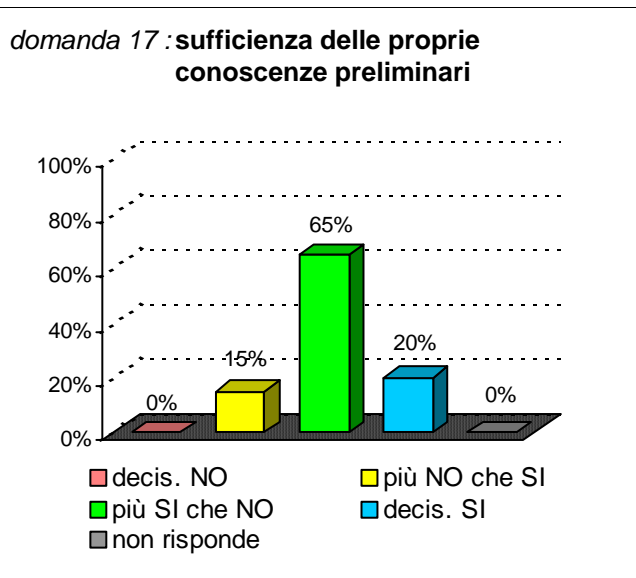


domanda 16 : reperibilità del docente

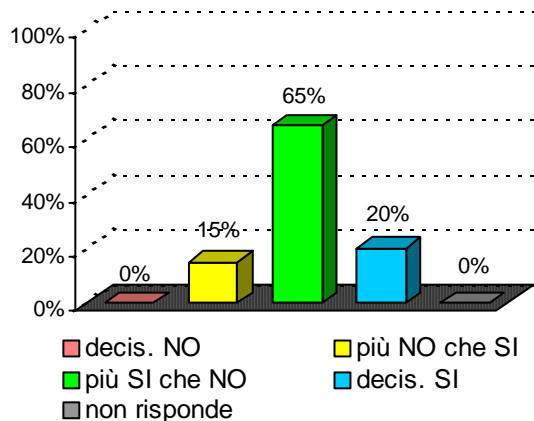




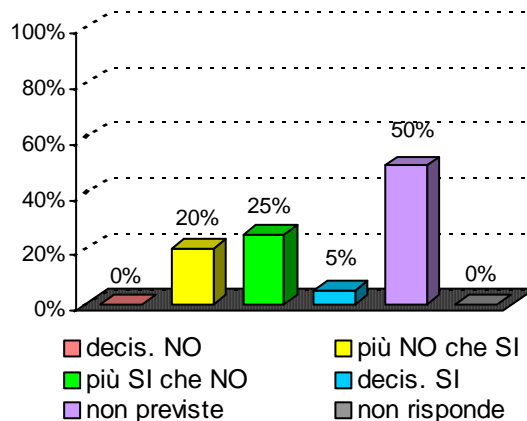
Didattica e Soddifazione



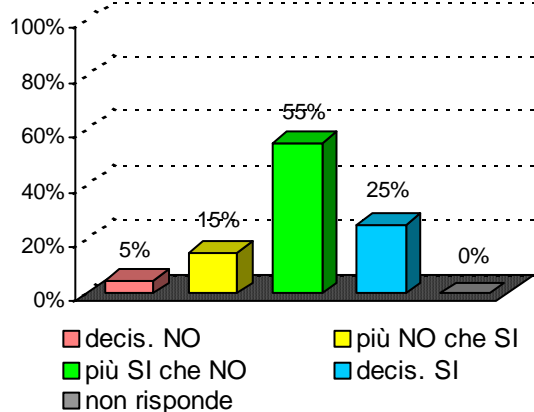
domanda 21 : adeguatezza materiale didattico



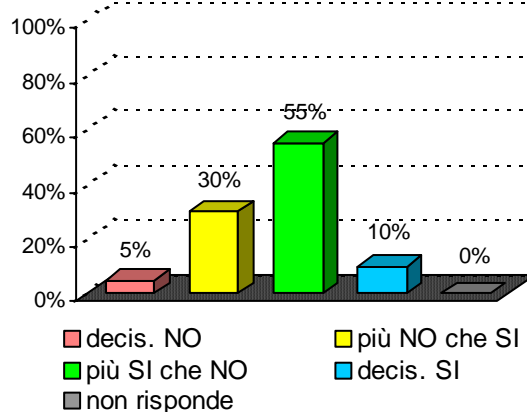
domanda 22 : utilità delle attività didattiche integrative



domanda 25 : interesse per argomenti della disciplina



domanda 26 : soddisfazione complessiva



Sintesi delle valutazioni (domande qualitative) dell'insegnamento confrontate con quelle del rispettivo Corso di Studi e del Dipartimento di afferenza

Valutazione dell' insegnamento con codice : 33452

domanda	decis. NO	più NO che SI	più SI che NO	decis. SI	non previste	non risponde
14	5%	25%	35%	35%		0%
15	0%	10%	25%	60%		5%
16	5%	10%	50%	35%		0%
17	0%	15%	65%	20%		0%
18	0%	25%	50%	25%		0%
19	0%	20%	50%	30%		0%
20	0%	25%	70%	5%		0%
21	0%	15%	65%	20%		0%
22	0%	20%	25%	5%	50%	0%
25	5%	15%	55%	25%		0%
26	5%	30%	55%	10%		0%

Valutazione del corso di laurea :

Logopedia

classe : **SNT2**

sede didattica : **CATANIA**

domanda	decis. NO	più NO che SI	più SI che NO	decis. SI	non previste	non risponde
14	15%	20%	32%	34%		0%
15	9%	14%	28%	48%		0%
16	7%	16%	34%	42%		1%
17	13%	18%	42%	27%		0%
18	7%	14%	41%	37%		0%
19	6%	14%	38%	41%		1%
20	10%	13%	42%	33%		1%
21	13%	14%	41%	32%		0%
22	5%	9%	19%	17%	43%	6%
25	7%	13%	31%	49%		1%
26	11%	18%	35%	36%		1%

Valutazione del Dipart. : **Specialità Medico-Chirurgiche**

domanda	decis. NO	più NO che SI	più SI che NO	decis. SI	non previste	non risponde
14	11%	21%	35%	32%		0%
15	10%	14%	32%	43%		1%
16	7%	14%	38%	41%		1%
17	8%	19%	46%	27%		0%
18	8%	14%	41%	37%		0%
19	6%	13%	37%	44%		1%
20	10%	15%	43%	31%		1%
21	9%	13%	45%	32%		0%
22	4%	6%	13%	12%	58%	6%
25	5%	10%	34%	51%		0%
26	9%	16%	36%	39%		0%