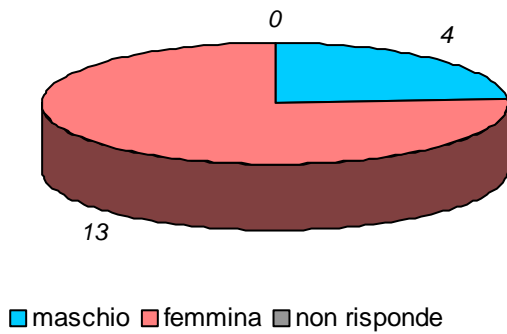


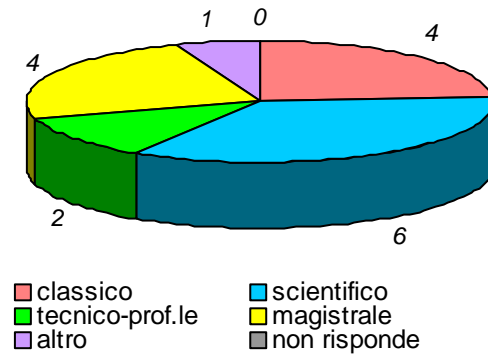
schede valide : 17 schede bianche : 0 schede nulle : 0

Informazioni degli studenti

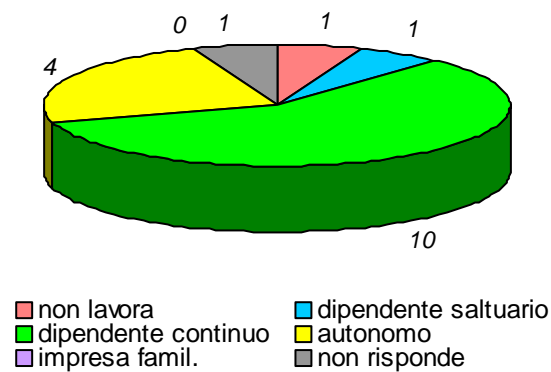
domanda 1: sesso



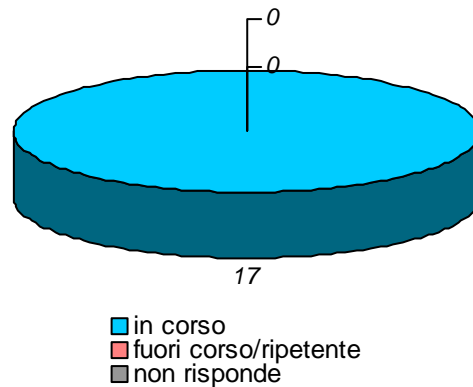
domanda 2: diploma scuola media sup.



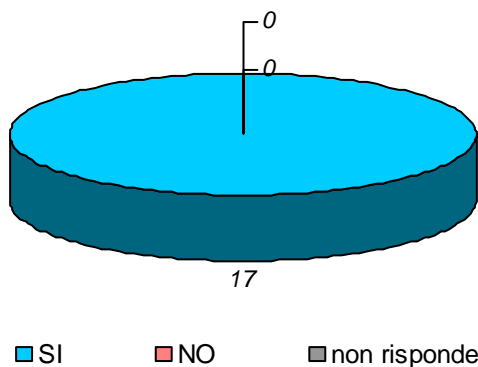
domanda 3: posizione lavorativa



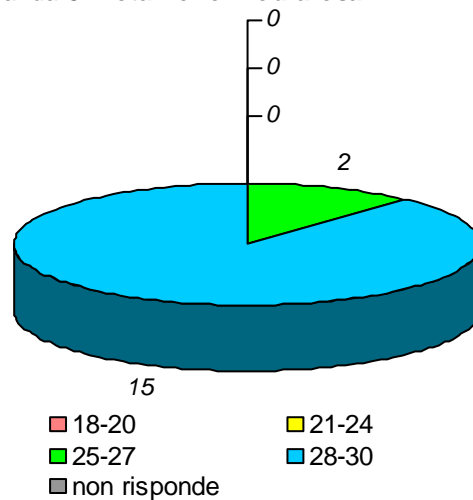
domanda 4: posizione universitaria



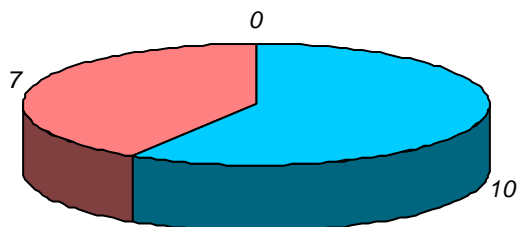
domanda 5: in regola con gli esami



domanda 6: votazione media esami

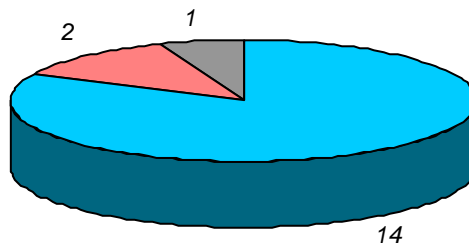


domanda 7: prima volta che affronta l'esame della disciplina



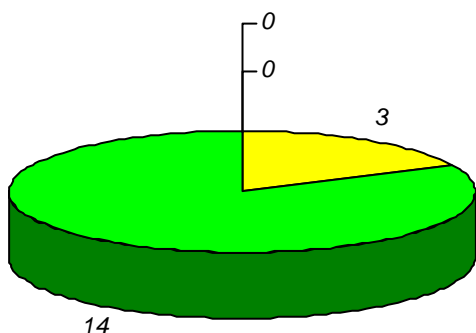
■ SI ■ NO ■ non risponde

domanda 8: prima volta che segue la disciplina



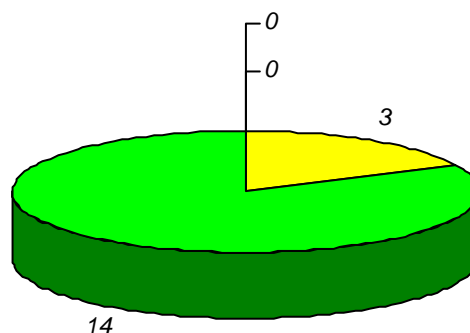
■ SI ■ NO ■ non risponde

domanda 9: percentuale di frequenza della disciplina



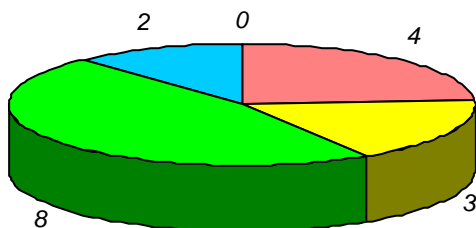
■ meno di 1/3 ■ fra 1/3 e 2/3
■ oltre 2/3 ■ non risponde

domanda 10 : percentuale di frequenza delle discipline del piano studi



■ meno di 1/3 ■ fra 1/3 e 2/3
■ oltre 2/3 ■ non risponde

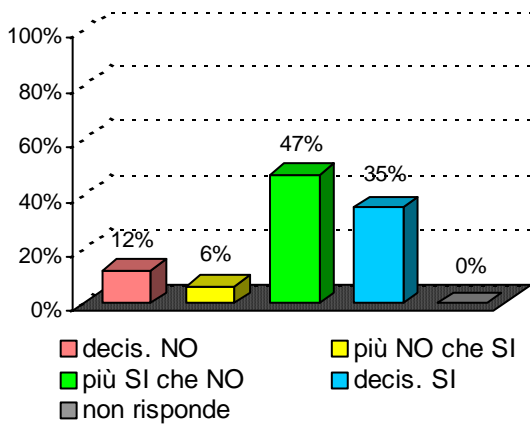
domanda 11 : tempo medio per raggiungere l'Università



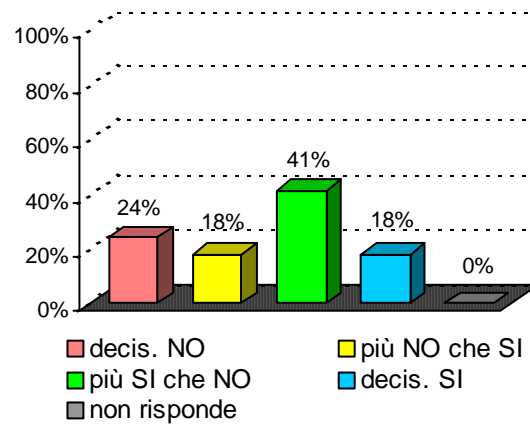
■ meno 30 min ■ da 30 a 60 min
■ da 1 a 2 ore ■ oltre 2 ore
■ non risponde

Organizzazione e Infrastrutture

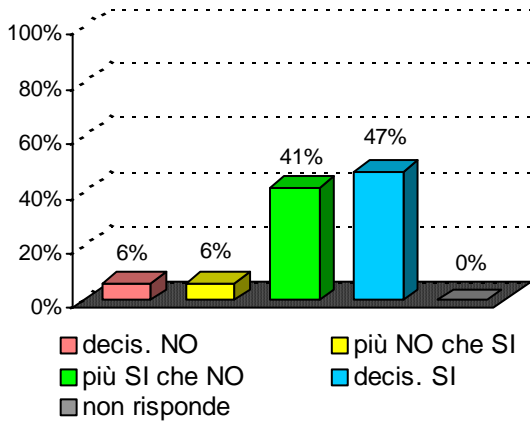
domanda 12 : accettabilità carico studio totale



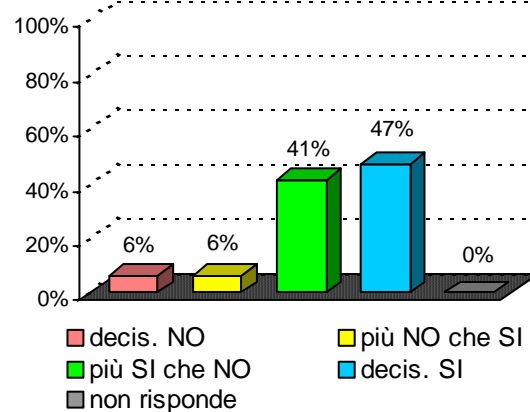
domanda 13 : accettabilità organizzazione complessiva



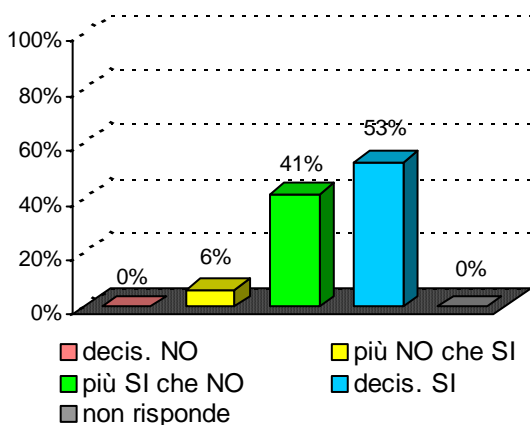
domanda 14 : chiarezza definizione modalità esame

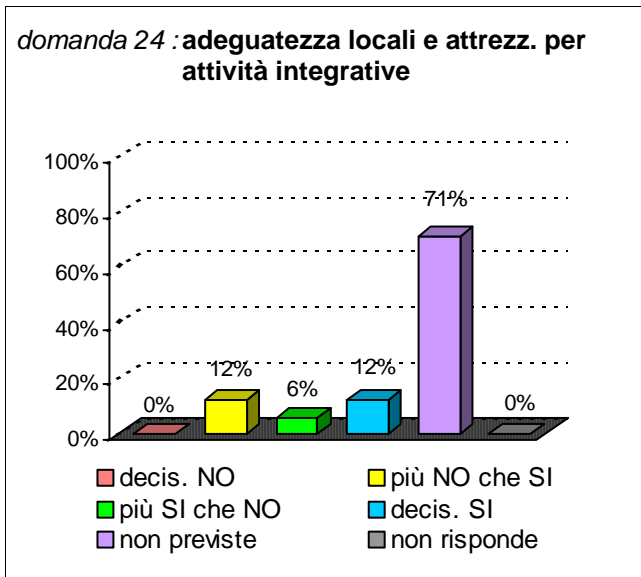
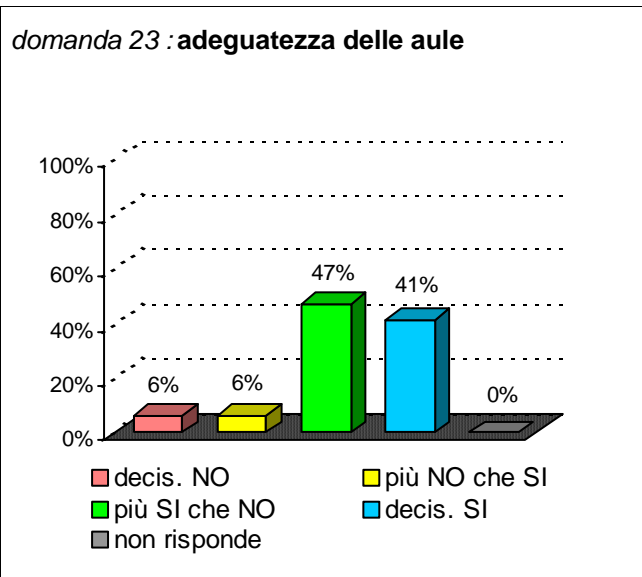


domanda 15 : rispetto orari svolgimento didattica

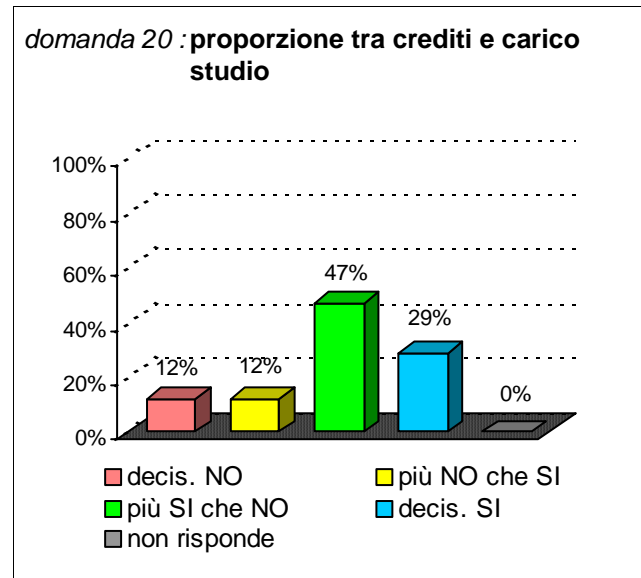
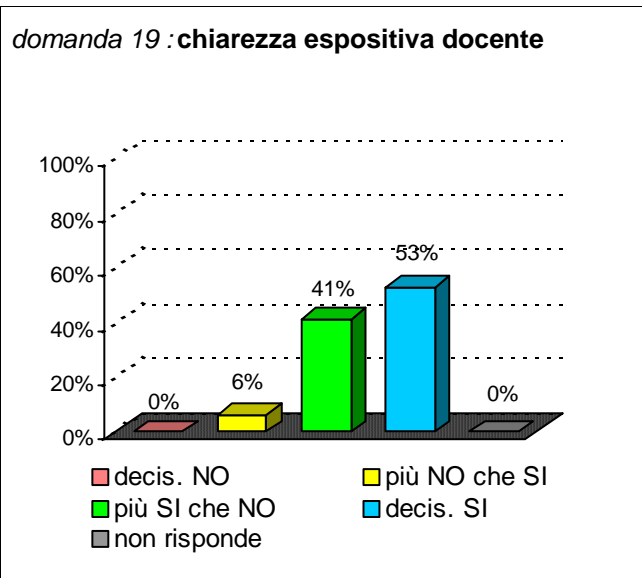
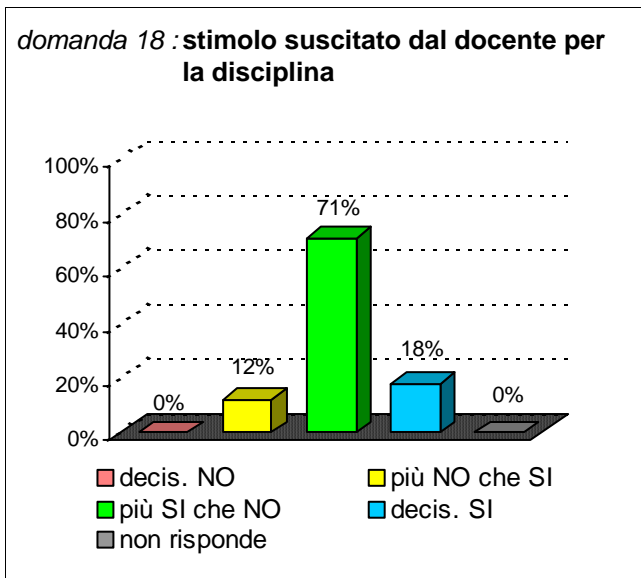
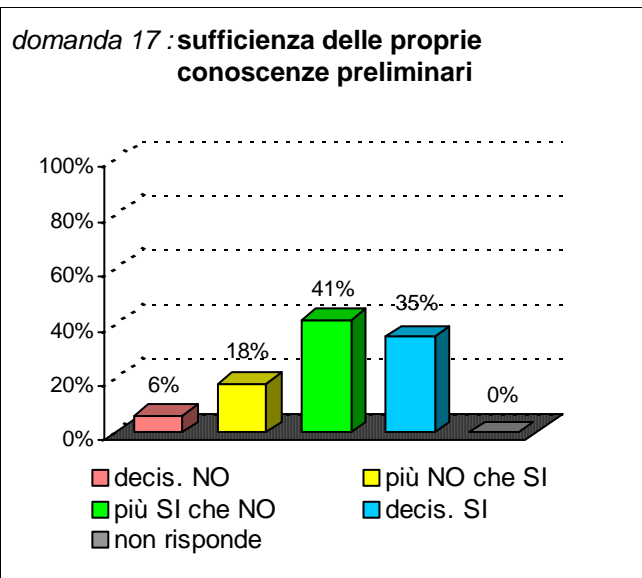


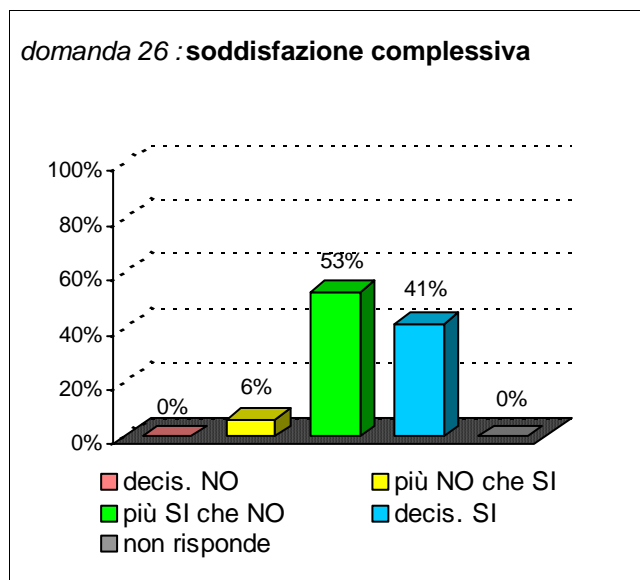
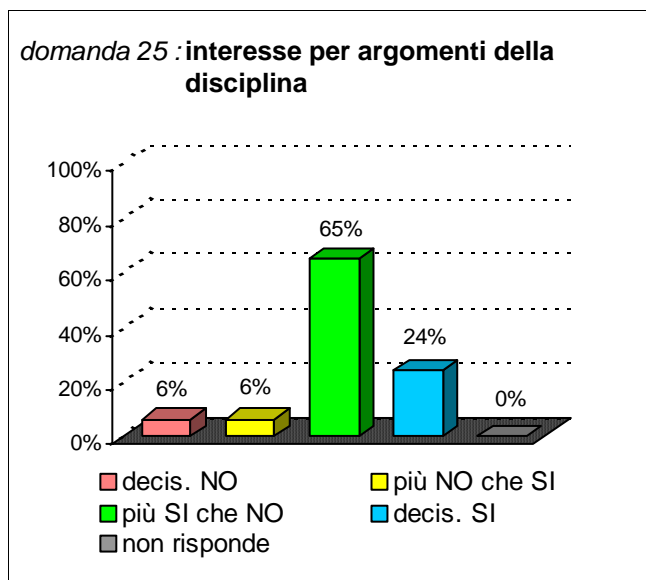
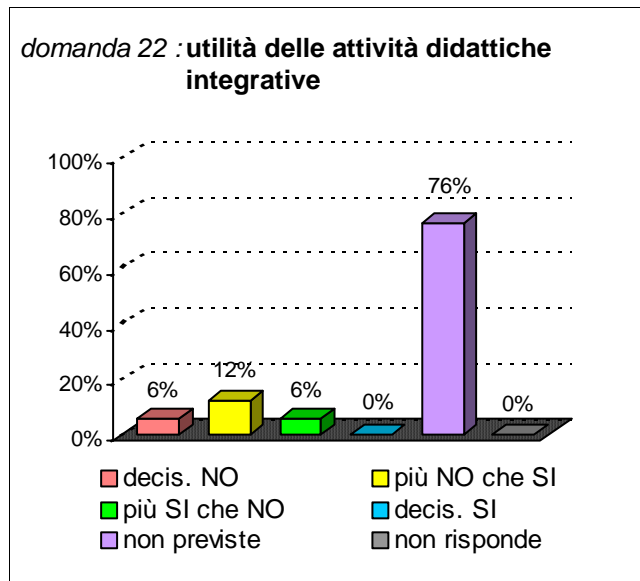
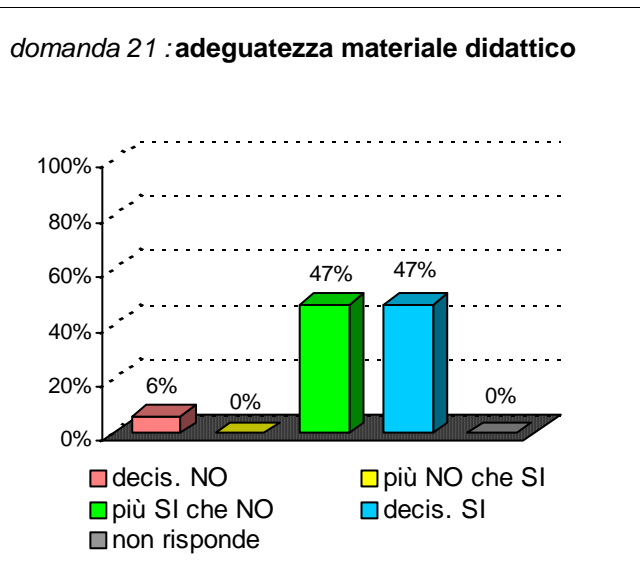
domanda 16 : reperibilità del docente





Didattica e Soddisfazione





Sintesi delle valutazioni (domande qualitative) dell'insegnamento confrontate con quelle del rispettivo Corso di Studi e del Dipartimento di afferenza

Valutazione dell' insegnamento con codice : 32628

domanda	decis. NO	più NO che SI	più SI che NO	decis. SI	non previste	non risponde
14	6%	6%	41%	47%		0%
15	6%	6%	41%	47%		0%
16	0%	6%	41%	53%		0%
17	6%	18%	41%	35%		0%
18	0%	12%	71%	18%		0%
19	0%	6%	41%	53%		0%
20	12%	12%	47%	29%		0%
21	6%	0%	47%	47%		0%
22	6%	12%	6%	0%	76%	0%
25	6%	6%	65%	24%		0%
26	0%	6%	53%	41%		0%

Valutazione del corso di laurea :

Scienze riabilitative e delle professioni sanitarie

classe : LM/SNT2

sede didattica : CATANIA

domanda	decis. NO	più NO che SI	più SI che NO	decis. SI	non previste	non risponde
14	4%	7%	31%	57%		1%
15	4%	6%	34%	55%		1%
16	4%	9%	29%	55%		3%
17	3%	15%	43%	38%		0%
18	4%	12%	43%	41%		0%
19	2%	6%	40%	50%		1%
20	6%	8%	41%	43%		2%
21	4%	10%	41%	44%		1%
22	5%	3%	14%	12%	55%	10%
25	7%	8%	35%	48%		2%
26	4%	8%	37%	46%		5%

Valutazione del Dipart. : **Chirurgia**

domanda	decis. NO	più NO che SI	più SI che NO	decis. SI	non previste	non risponde
14	10%	17%	36%	37%		1%
15	7%	11%	37%	44%		1%
16	7%	13%	41%	39%		1%
17	6%	14%	48%	32%		0%
18	13%	16%	36%	34%		1%
19	11%	14%	37%	37%		1%
20	12%	16%	44%	27%		1%
21	10%	15%	45%	30%		1%
22	5%	5%	15%	13%	55%	5%
25	6%	10%	37%	46%		1%
26	12%	14%	37%	36%		1%