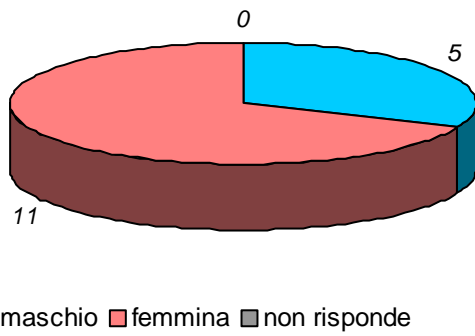


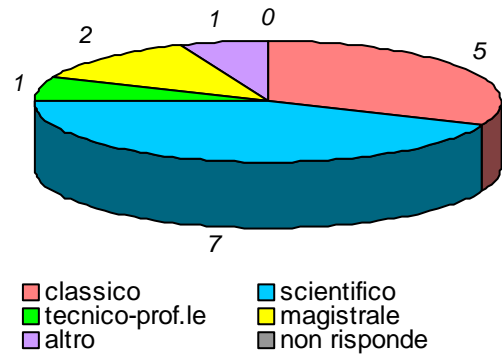
schede valide : 16 schede bianche : 0 schede nulle : 0

Informazioni degli studenti

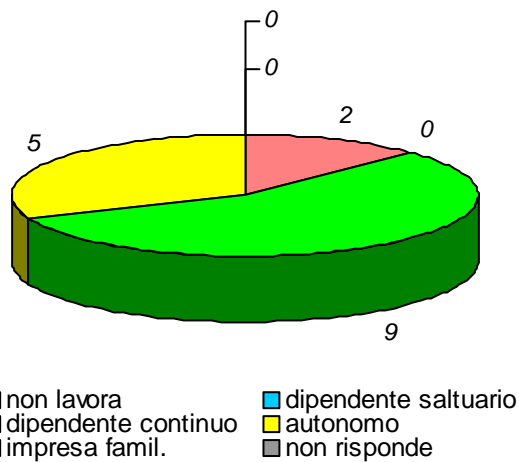
domanda 1: sesso



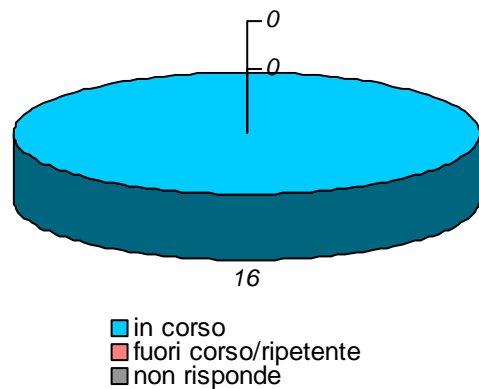
domanda 2: diploma scuola media sup.



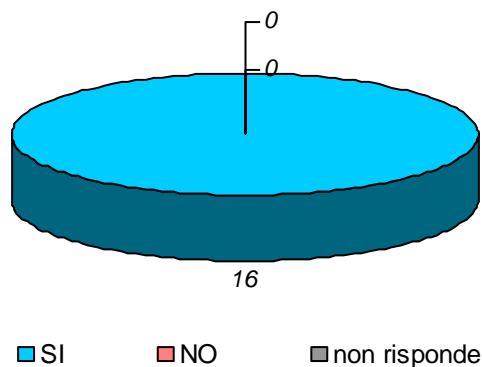
domanda 3: posizione lavorativa



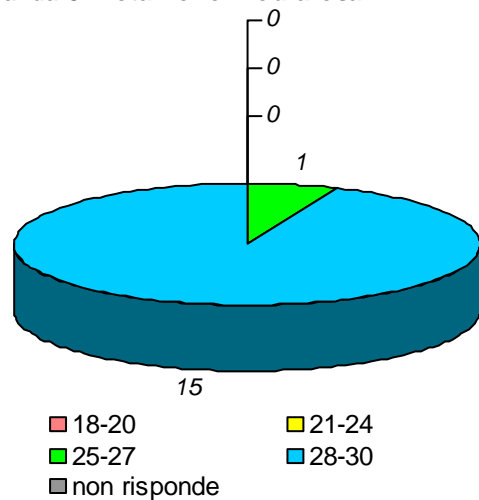
domanda 4: posizione universitaria



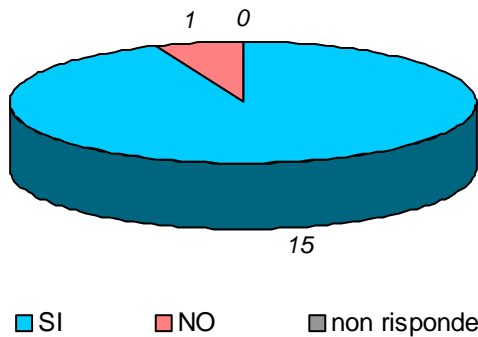
domanda 5: in regola con gli esami



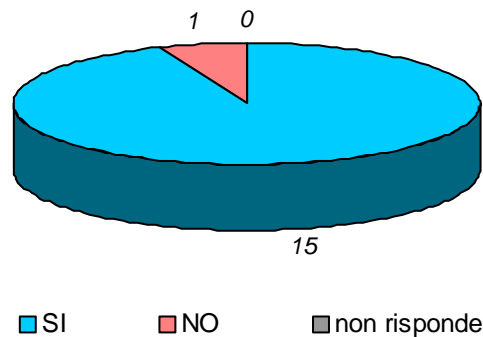
domanda 6: votazione media esami



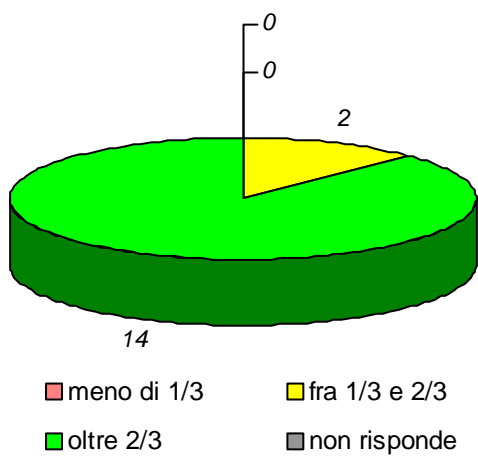
domanda 7: prima volta che affronta l'esame della disciplina



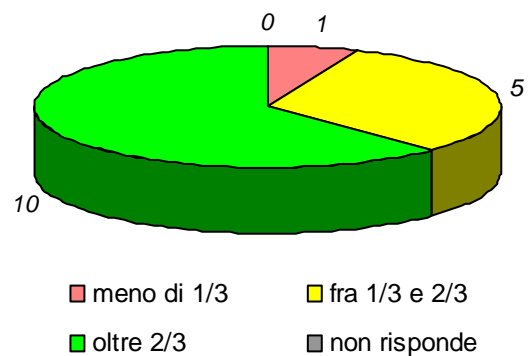
domanda 8: prima volta che segue la disciplina



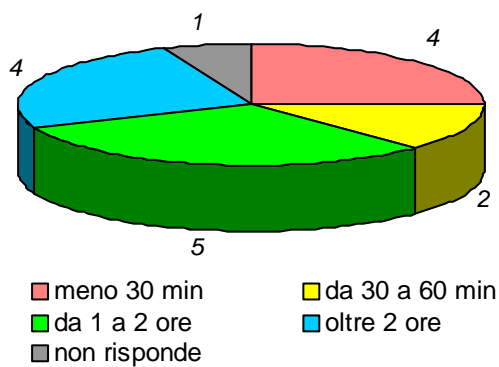
domanda 9: percentuale di frequenza della disciplina



domanda 10 : percentuale di frequenza delle discipline del piano studi

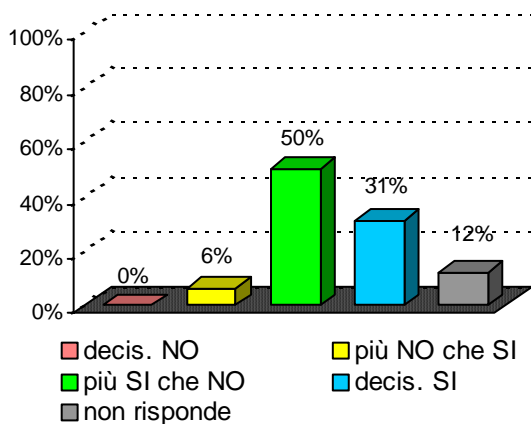


domanda 11 : tempo medio per raggiungere l'Università

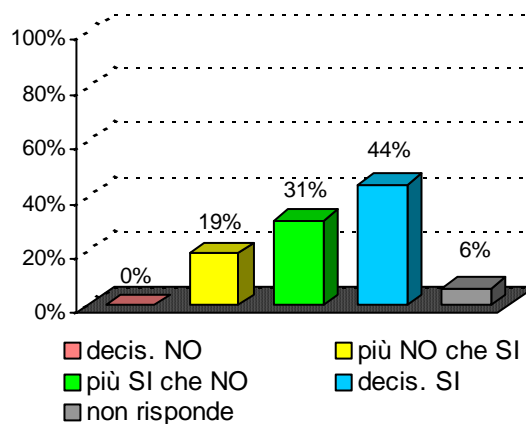


Organizzazione e Infrastrutture

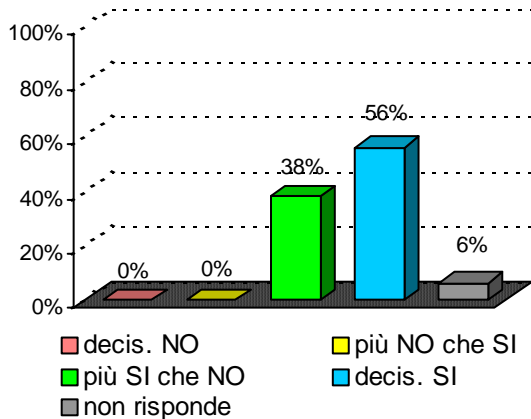
domanda 12 : accettabilità carico studio totale



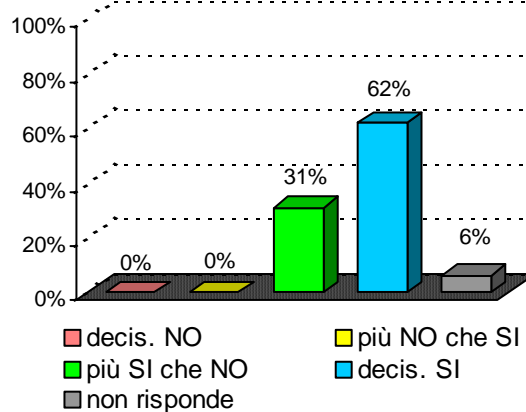
domanda 13 : accettabilità organizzazione complessiva



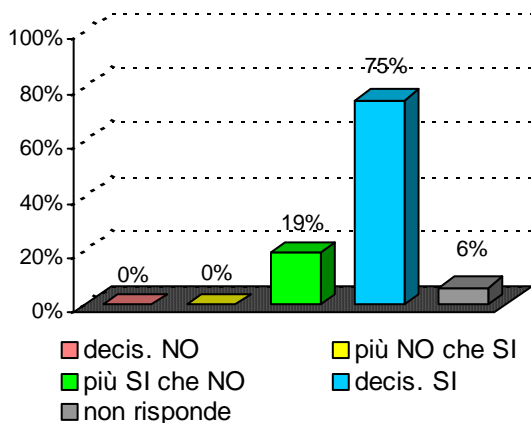
domanda 14 : chiarezza definizione modalità esame

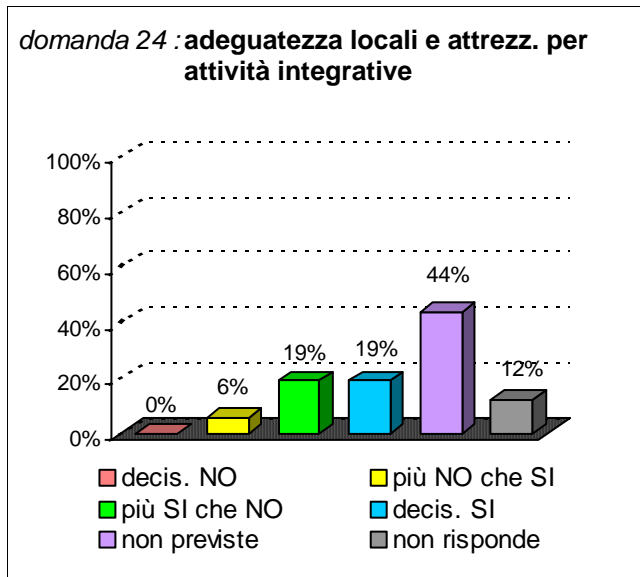
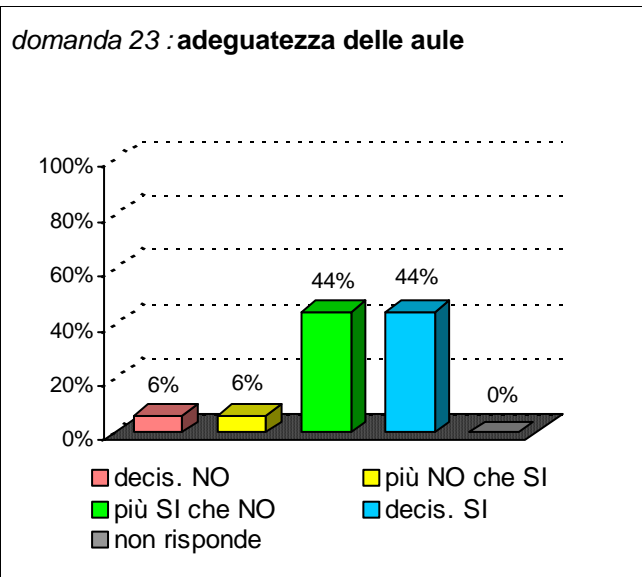


domanda 15 : rispetto orari svolgimento didattica

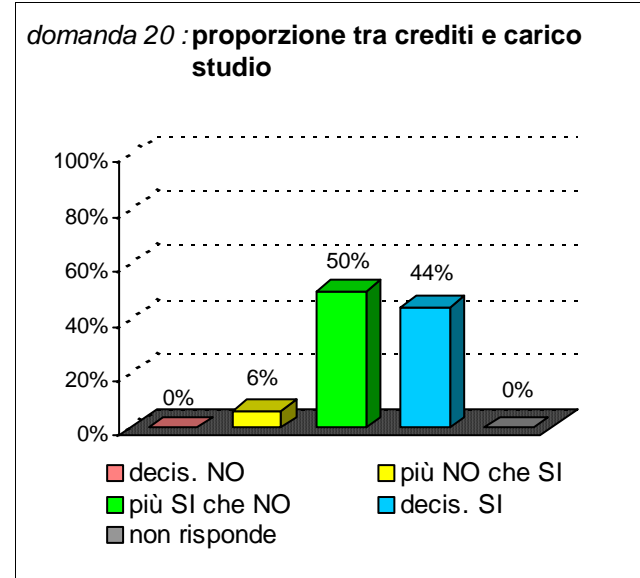
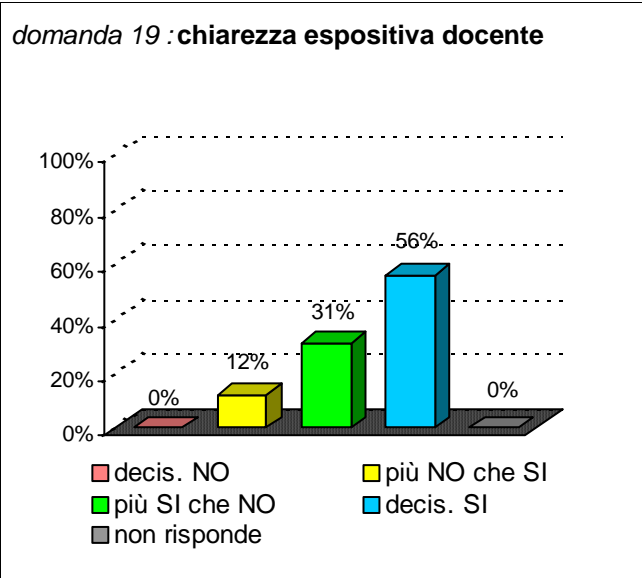
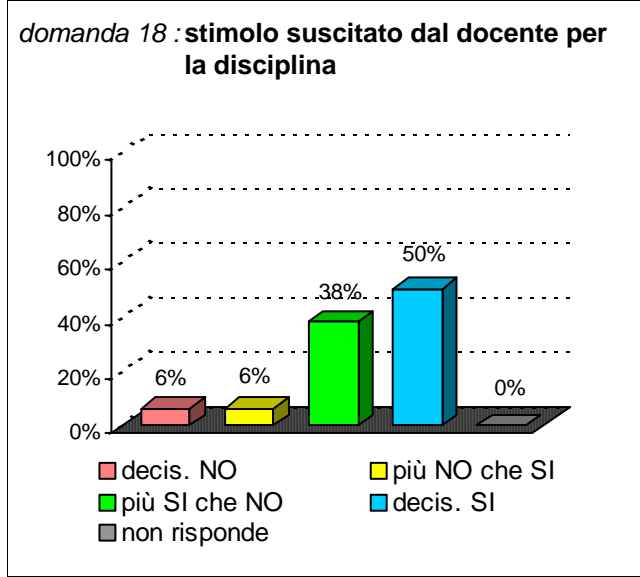
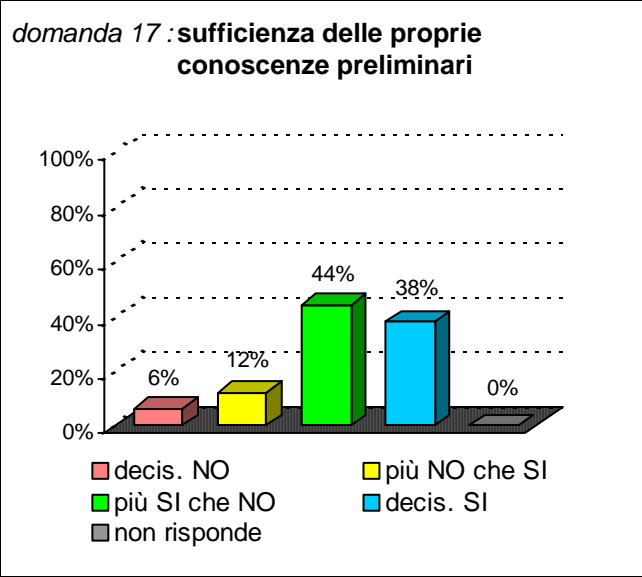


domanda 16 : reperibilità del docente

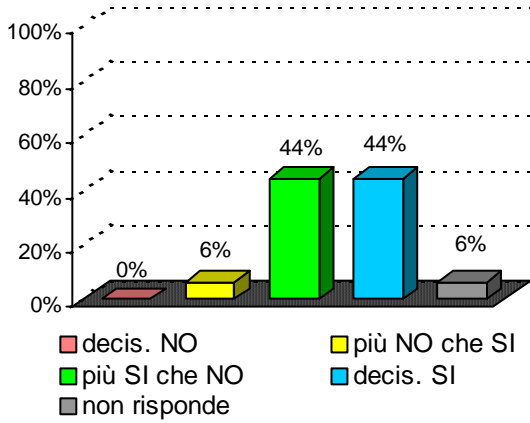




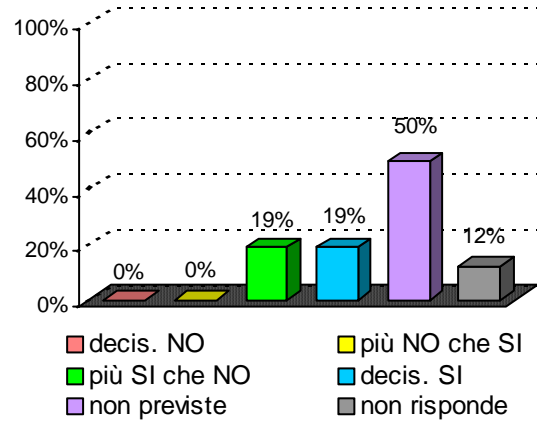
Didattica e Soddisfazione



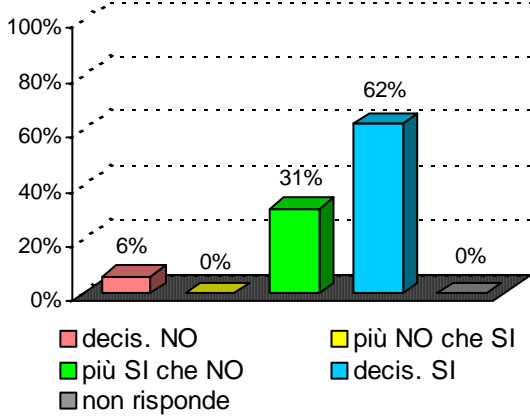
domanda 21 : adeguatezza materiale didattico



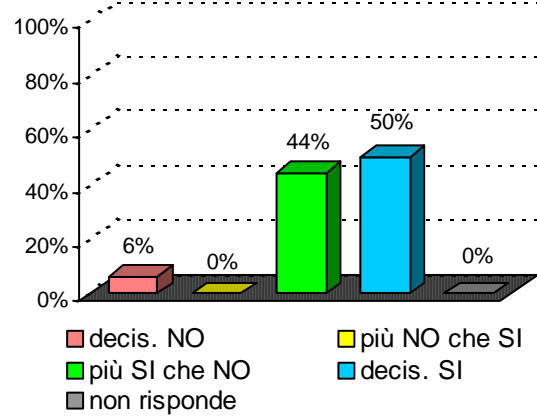
domanda 22 : utilità delle attività didattiche integrative



domanda 25 : interesse per argomenti della disciplina



domanda 26 : soddisfazione complessiva



Sintesi delle valutazioni (domande qualitative) dell'insegnamento confrontate con quelle del rispettivo Corso di Studi e del Dipartimento di afferenza

Valutazione dell' insegnamento con codice : 32635

| domanda | decis. NO | più NO che SI | più SI che NO | decis. SI | non previste | non risponde |
|---------|-----------|---------------|---------------|-----------|--------------|--------------|
| 14 | 0% | 0% | 38% | 56% | | 6% |
| 15 | 0% | 0% | 31% | 62% | | 6% |
| 16 | 0% | 0% | 19% | 75% | | 6% |
| 17 | 6% | 12% | 44% | 38% | | 0% |
| 18 | 6% | 6% | 38% | 50% | | 0% |
| 19 | 0% | 12% | 31% | 56% | | 0% |
| 20 | 0% | 6% | 50% | 44% | | 0% |
| 21 | 0% | 6% | 44% | 44% | | 6% |
| 22 | 0% | 0% | 19% | 19% | 50% | 12% |
| 25 | 6% | 0% | 31% | 62% | | 0% |
| 26 | 6% | 0% | 44% | 50% | | 0% |

Valutazione del corso di laurea :

Scienze riabilitative e delle professioni sanitarie

classe : LM/SNT2

sede didattica : CATANIA

| domanda | decis. NO | più NO che SI | più SI che NO | decis. SI | non previste | non risponde |
|---------|-----------|---------------|---------------|-----------|--------------|--------------|
| 14 | 4% | 7% | 31% | 57% | | 1% |
| 15 | 4% | 6% | 34% | 55% | | 1% |
| 16 | 4% | 9% | 29% | 55% | | 3% |
| 17 | 3% | 15% | 43% | 38% | | 0% |
| 18 | 4% | 12% | 43% | 41% | | 0% |
| 19 | 2% | 6% | 40% | 50% | | 1% |
| 20 | 6% | 8% | 41% | 43% | | 2% |
| 21 | 4% | 10% | 41% | 44% | | 1% |
| 22 | 5% | 3% | 14% | 12% | 55% | 10% |
| 25 | 7% | 8% | 35% | 48% | | 2% |
| 26 | 4% | 8% | 37% | 46% | | 5% |

Valutazione del Dipart. : **Chirurgia**

| domanda | decis. NO | più NO che SI | più SI che NO | decis. SI | non previste | non risponde |
|---------|-----------|---------------|---------------|-----------|--------------|--------------|
| 14 | 10% | 17% | 36% | 37% | | 1% |
| 15 | 7% | 11% | 37% | 44% | | 1% |
| 16 | 7% | 13% | 41% | 39% | | 1% |
| 17 | 6% | 14% | 48% | 32% | | 0% |
| 18 | 13% | 16% | 36% | 34% | | 1% |
| 19 | 11% | 14% | 37% | 37% | | 1% |
| 20 | 12% | 16% | 44% | 27% | | 1% |
| 21 | 10% | 15% | 45% | 30% | | 1% |
| 22 | 5% | 5% | 15% | 13% | 55% | 5% |
| 25 | 6% | 10% | 37% | 46% | | 1% |
| 26 | 12% | 14% | 37% | 36% | | 1% |