

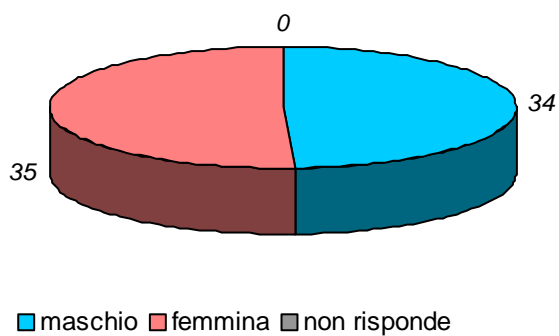
schede valide : 69

schede bianche : 0

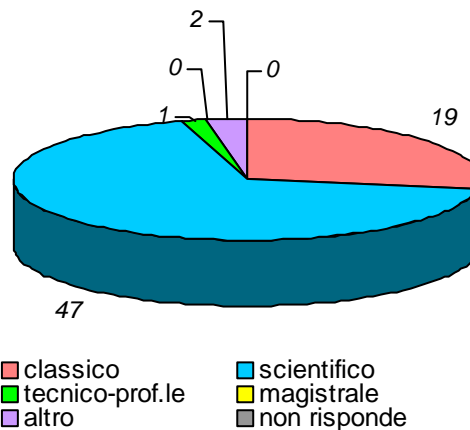
schede nulle : 0

Informazioni degli studenti

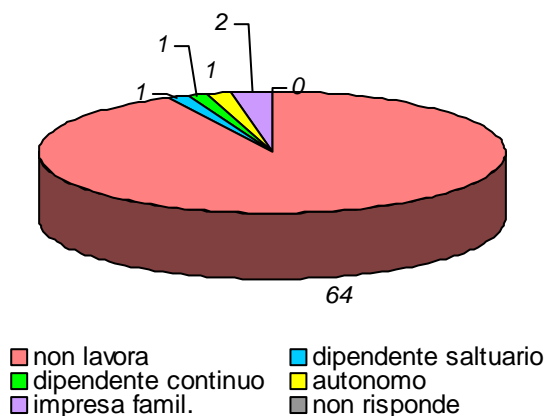
domanda 1: sesso



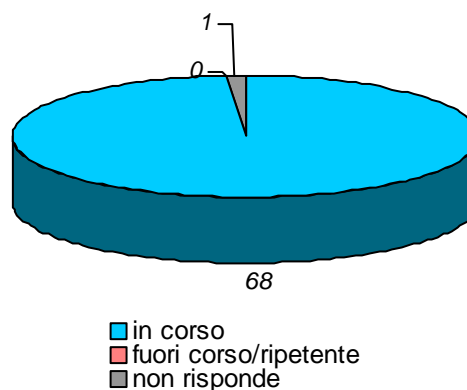
domanda 2: diploma scuola media sup.



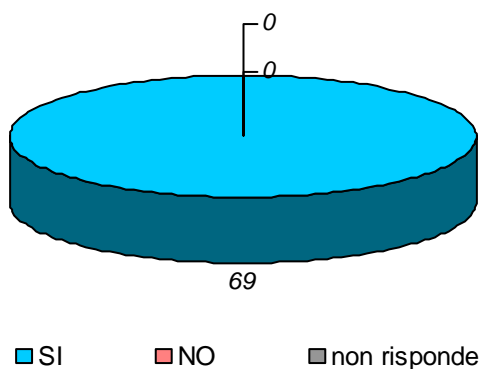
domanda 3: posizione lavorativa



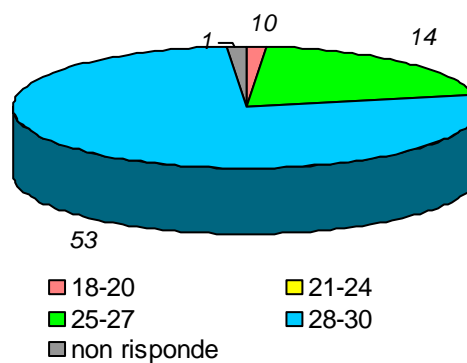
domanda 4: posizione universitaria



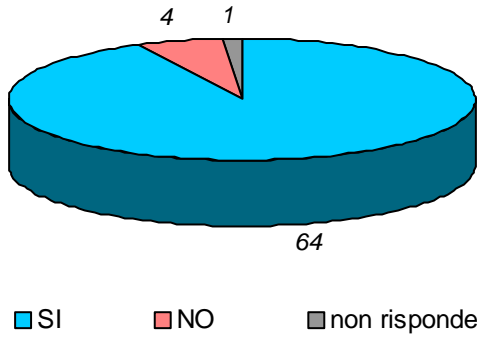
domanda 5: in regola con gli esami



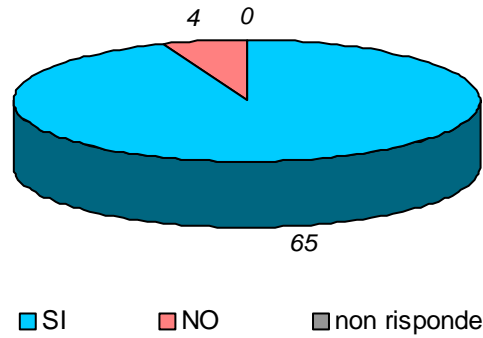
domanda 6: votazione media esami



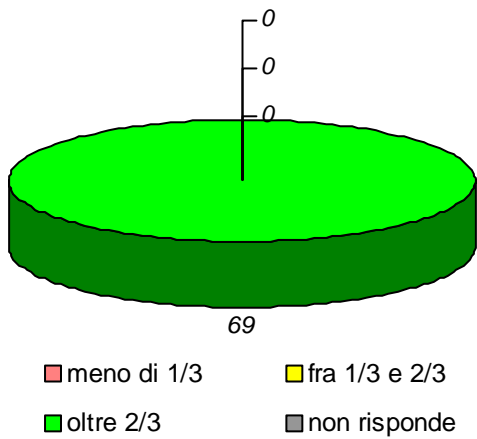
domanda 7: prima volta che affronta l'esame della disciplina



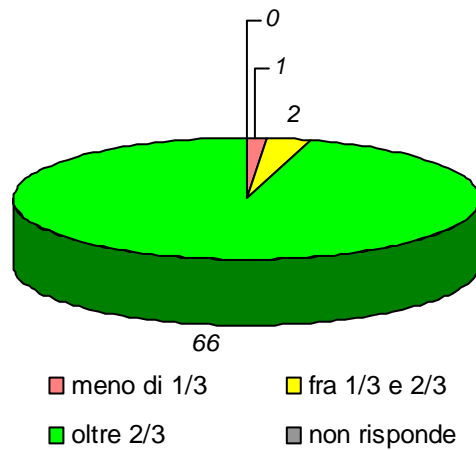
domanda 8: prima volta che segue la disciplina



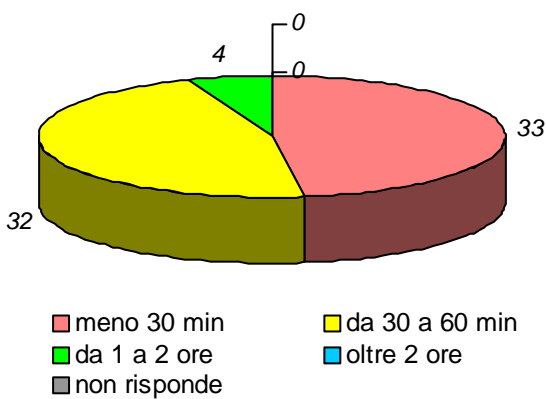
domanda 9: percentuale di frequenza della disciplina



domanda 10 : percentuale di frequenza delle discipline del piano studi

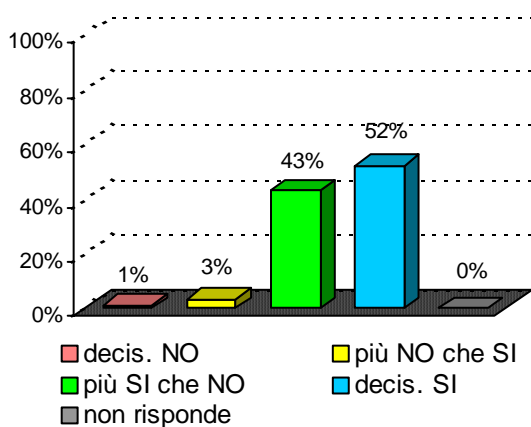


domanda 11 : tempo medio per raggiungere l'Università

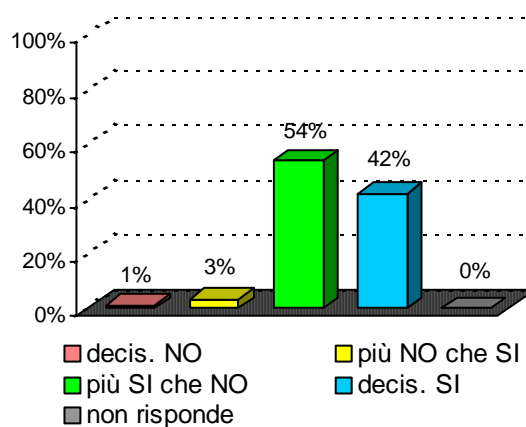


**Organizzazione e Infrastrutture**

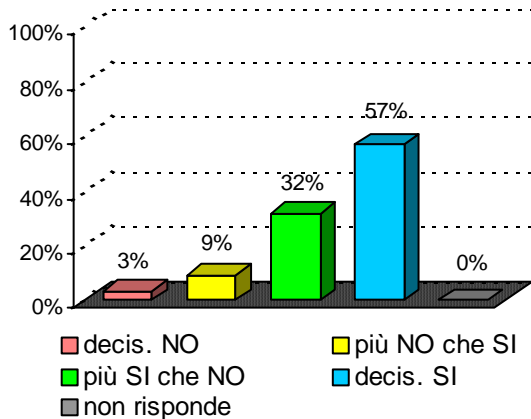
**domanda 12 : accettabilità carico studio totale**



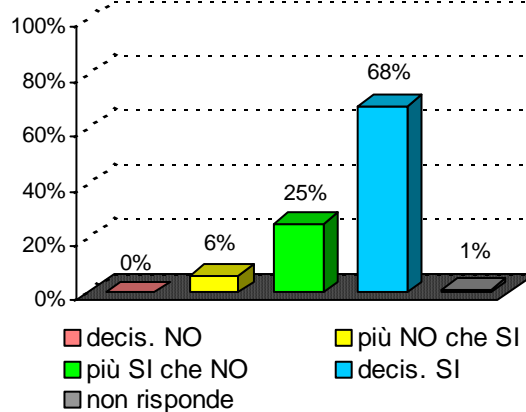
**domanda 13 : accettabilità organizzazione complessiva**



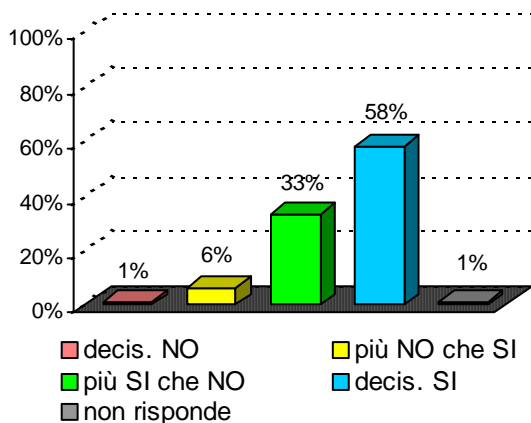
**domanda 14 : chiarezza definizione modalità esame**

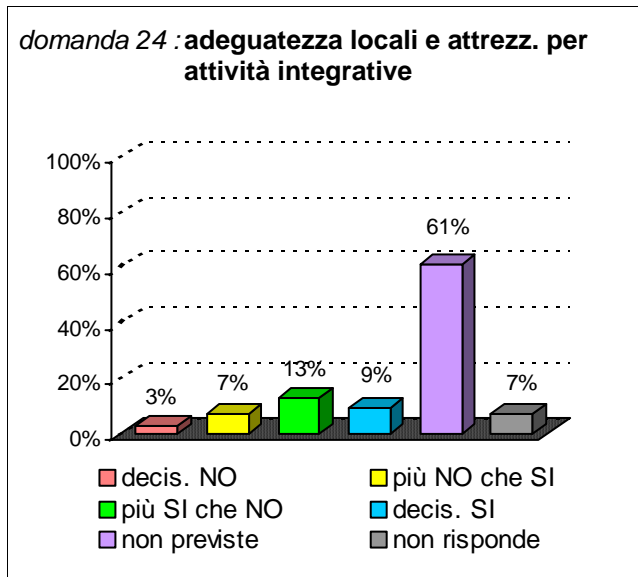
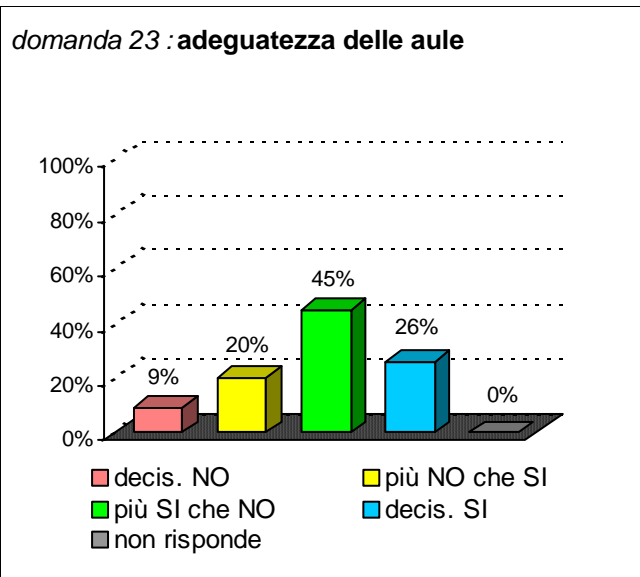


**domanda 15 : rispetto orari svolgimento didattica**

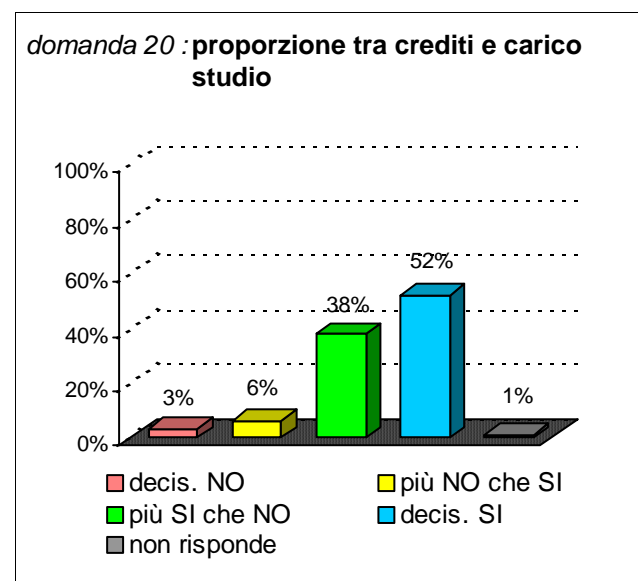
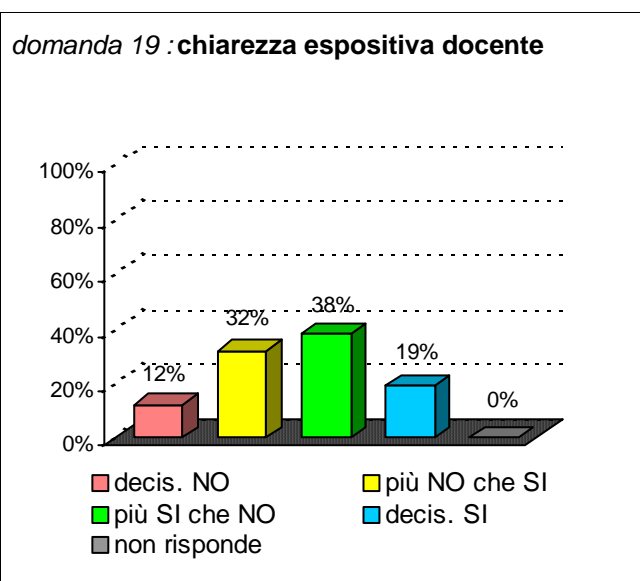
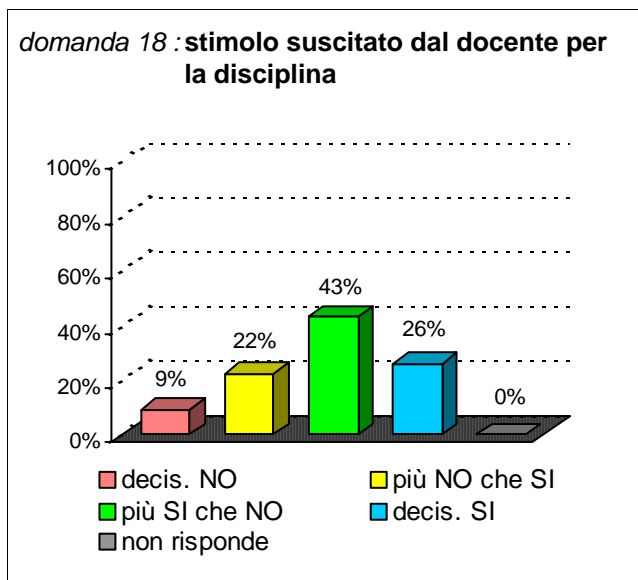
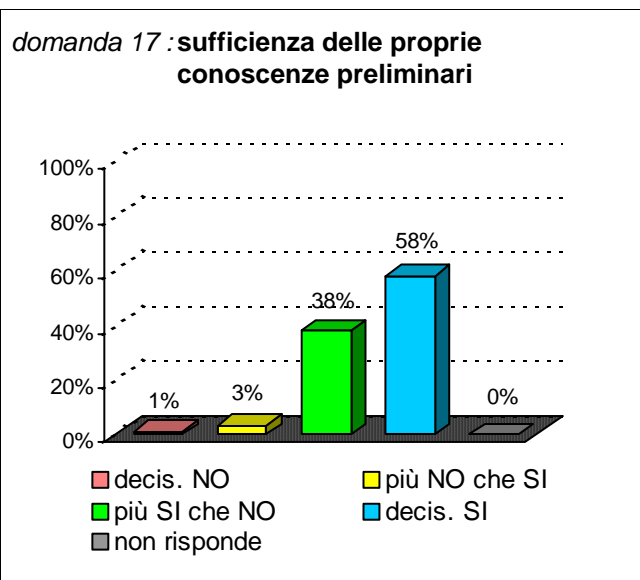


**domanda 16 : reperibilità del docente**

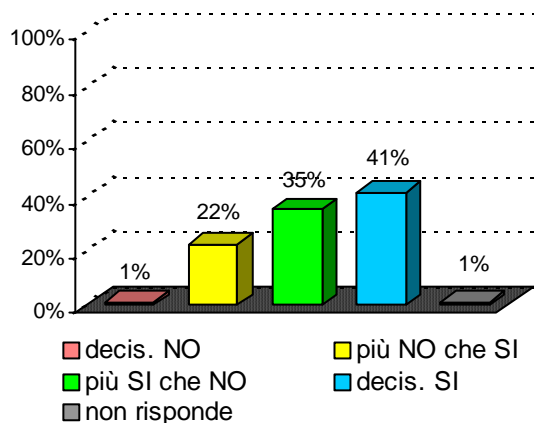




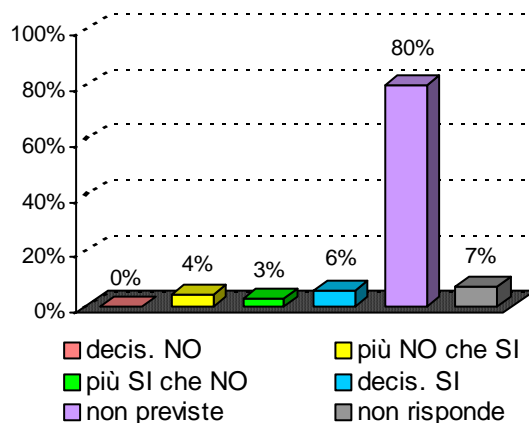
**Didattica e Soddifazione**



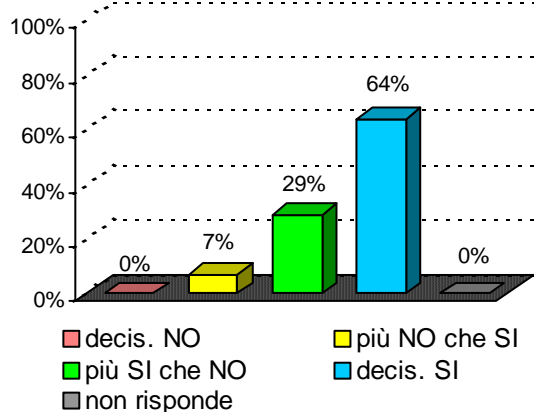
domanda 21 : adeguatezza materiale didattico



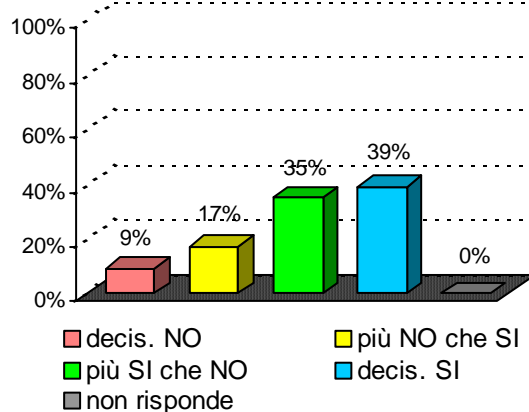
domanda 22 : utilità delle attività didattiche integrative



domanda 25 : interesse per argomenti della disciplina



domanda 26 : soddisfazione complessiva



**Sintesi delle valutazioni (domande qualitative) dell'insegnamento confrontate con quelle del rispettivo Corso di Studi e del Dipartimento di afferenza**

Valutazione dell' insegnamento con codice : 32900

domanda	decis. NO	più NO che SI	più SI che NO	decis. SI	non previste	non risponde
14	3%	9%	32%	57%		0%
15	0%	6%	25%	68%		1%
16	1%	6%	33%	58%		1%
17	1%	3%	38%	58%		0%
18	9%	22%	43%	26%		0%
19	12%	32%	38%	19%		0%
20	3%	6%	38%	52%		1%
21	1%	22%	35%	41%		1%
22	0%	4%	3%	6%	80%	7%
25	0%	7%	29%	64%		0%
26	9%	17%	35%	39%		0%

Valutazione del corso di laurea :

**Medicina e chirurgia**

classe : LM-41

sede didattica : CATANIA

domanda	decis. NO	più NO che SI	più SI che NO	decis. SI	non previste	non risponde
14	11%	18%	37%	35%		0%
15	7%	12%	38%	42%		0%
16	7%	14%	41%	37%		1%
17	6%	13%	48%	32%		0%
18	14%	17%	36%	33%		0%
19	12%	16%	38%	35%		1%
20	12%	17%	45%	25%		1%
21	10%	15%	46%	28%		1%
22	6%	6%	15%	12%	56%	5%
25	7%	10%	38%	44%		1%
26	13%	14%	38%	34%		1%

Valutazione del Dipart. : **Chirurgia**

domanda	decis. NO	più NO che SI	più SI che NO	decis. SI	non previste	non risponde
14	10%	17%	36%	37%		1%
15	7%	11%	37%	44%		1%
16	7%	13%	41%	39%		1%
17	6%	14%	48%	32%		0%
18	13%	16%	36%	34%		1%
19	11%	14%	37%	37%		1%
20	12%	16%	44%	27%		1%
21	10%	15%	45%	30%		1%
22	5%	5%	15%	13%	55%	5%
25	6%	10%	37%	46%		1%
26	12%	14%	37%	36%		1%