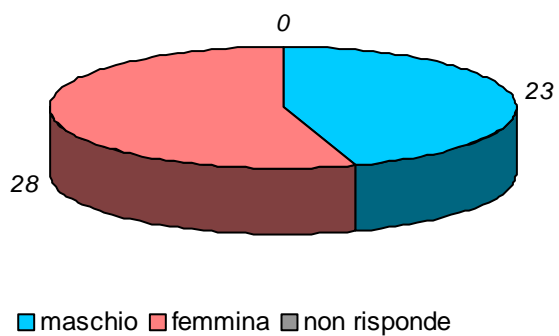


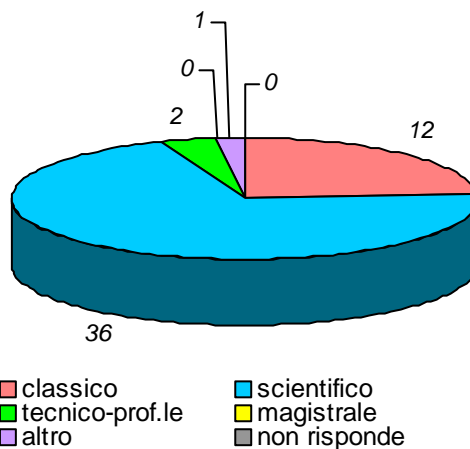
schede valide : 51 schede bianche : 0 schede nulle : 0

Informazioni degli studenti

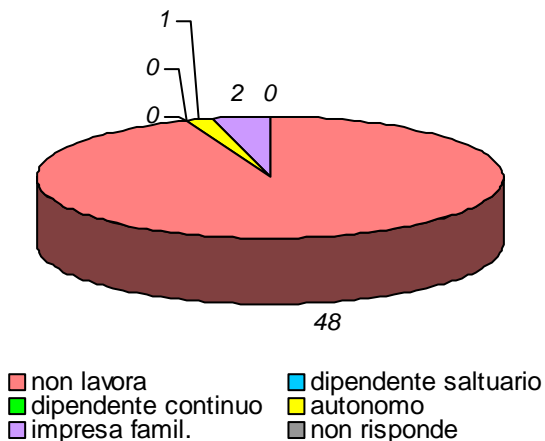
domanda 1: sesso



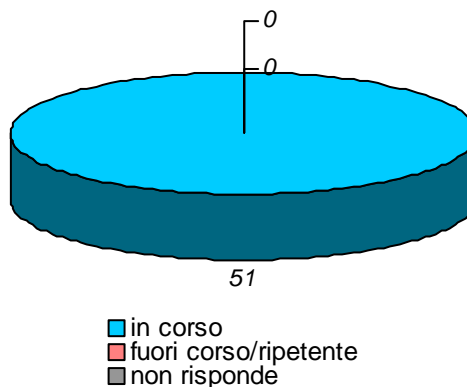
domanda 2: diploma scuola media sup.



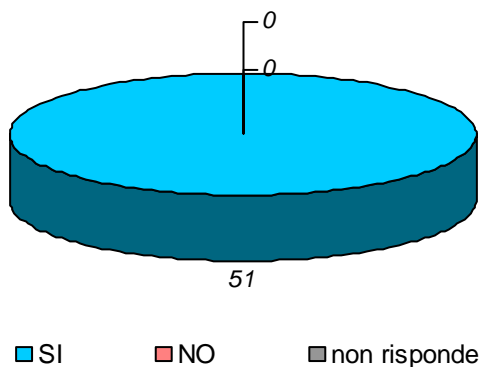
domanda 3: posizione lavorativa



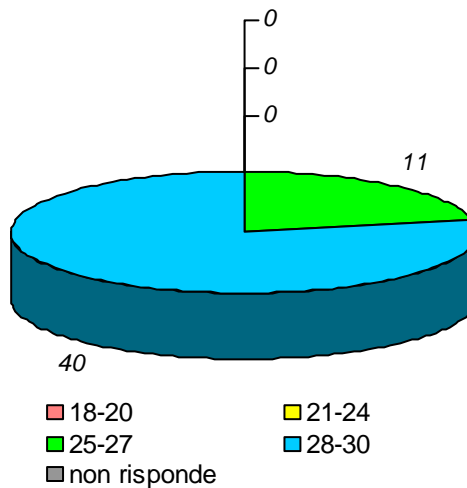
domanda 4: posizione universitaria



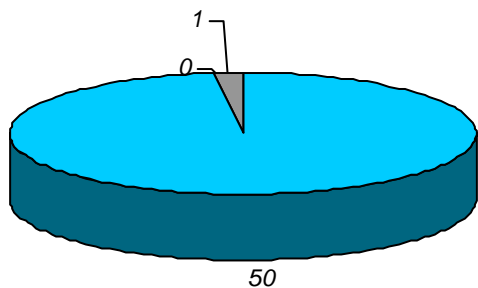
domanda 5: in regola con gli esami



domanda 6: votazione media esami

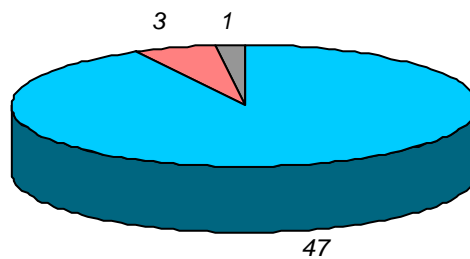


domanda 7: prima volta che affronta l'esame della disciplina



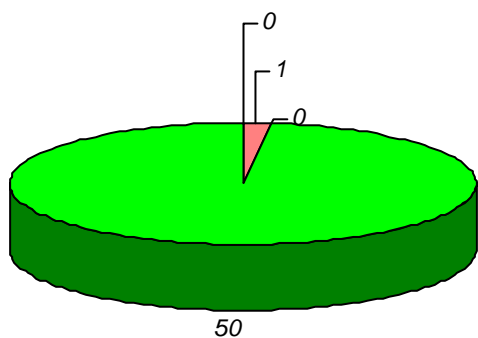
■ SI ■ NO ■ non risponde

domanda 8: prima volta che segue la disciplina



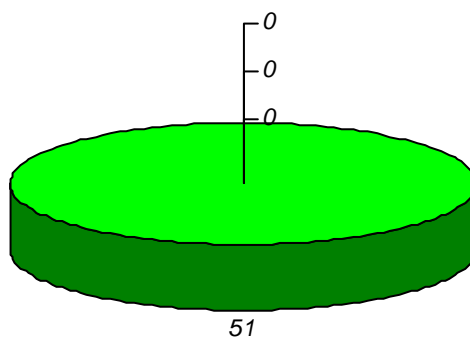
■ SI ■ NO ■ non risponde

domanda 9: percentuale di frequenza della disciplina



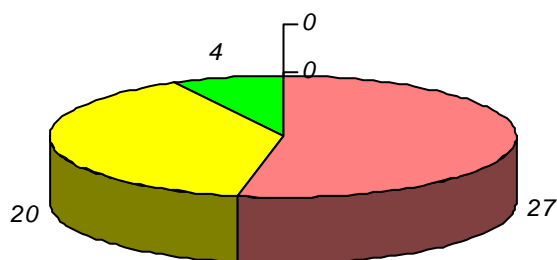
■ meno di 1/3 ■ fra 1/3 e 2/3
■ oltre 2/3 ■ non risponde

domanda 10 : percentuale di frequenza delle discipline del piano studi



■ meno di 1/3 ■ fra 1/3 e 2/3
■ oltre 2/3 ■ non risponde

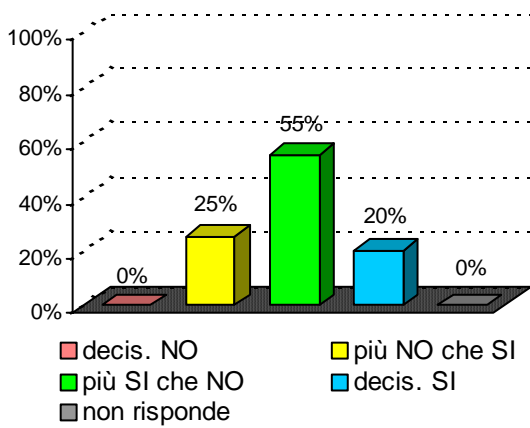
domanda 11 : tempo medio per raggiungere l'Università



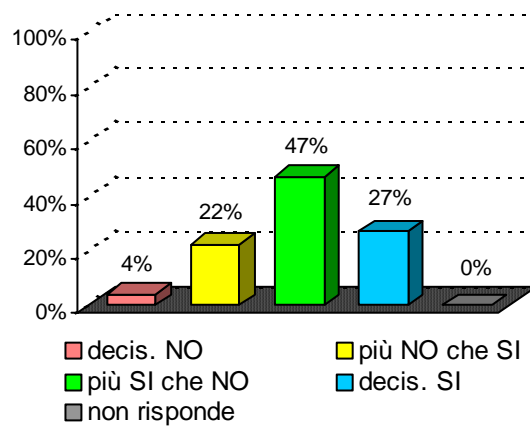
■ meno 30 min ■ da 30 a 60 min
■ da 1 a 2 ore ■ oltre 2 ore
■ non risponde

Organizzazione e Infrastrutture

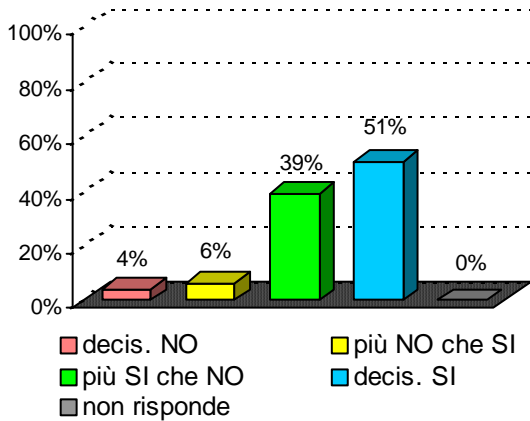
domanda 12 : accettabilità carico studio totale



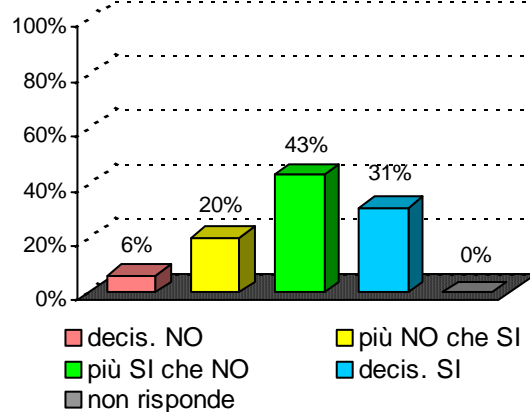
domanda 13 : accettabilità organizzazione complessiva



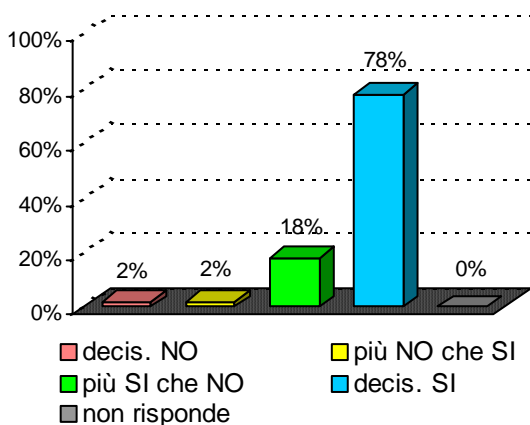
domanda 14 : chiarezza definizione modalità esame

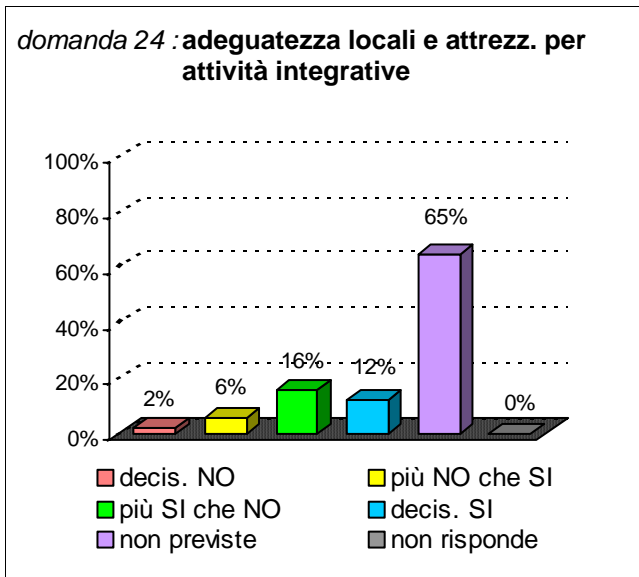
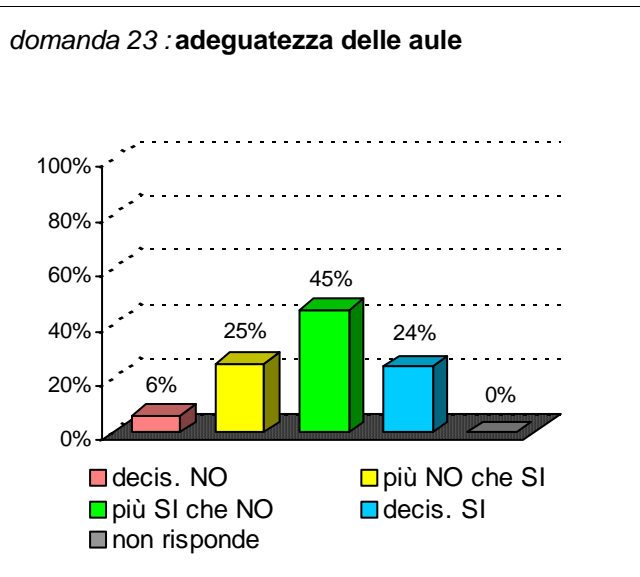


domanda 15 : rispetto orari svolgimento didattica

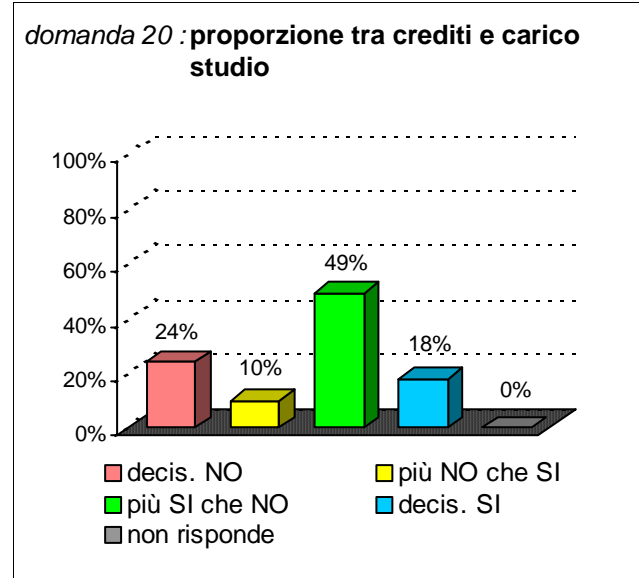
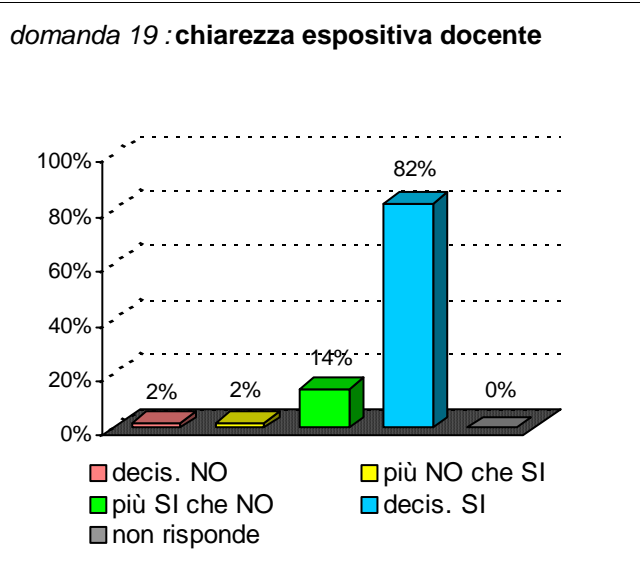
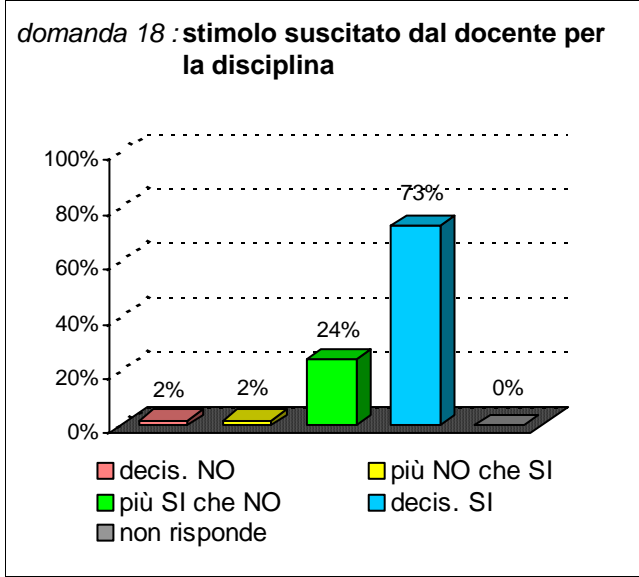
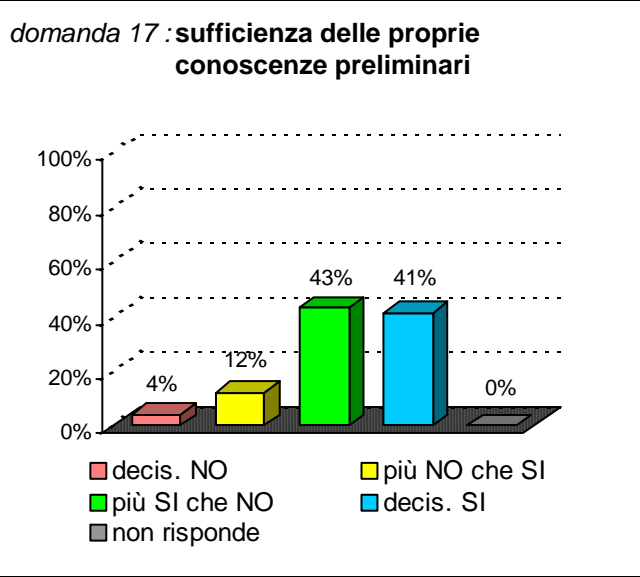


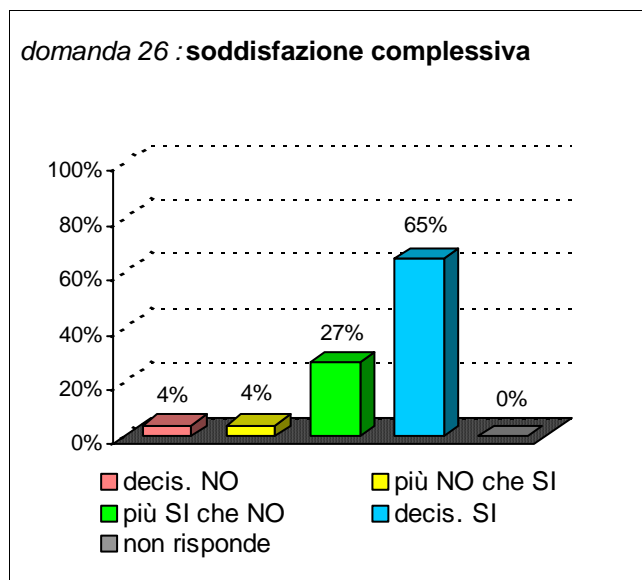
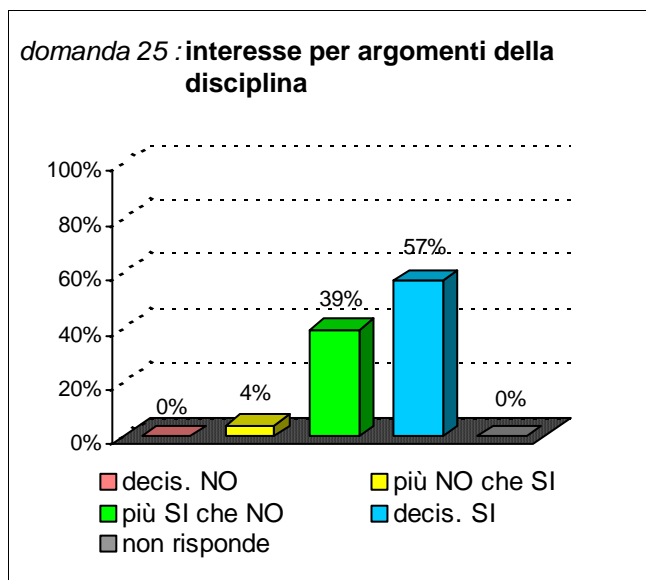
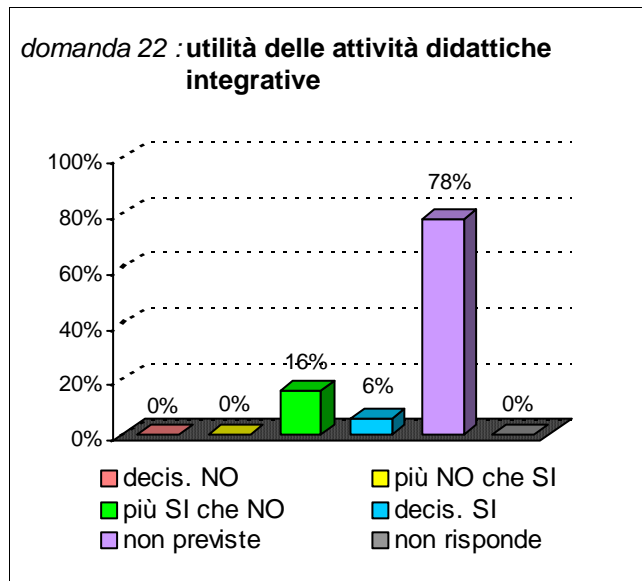
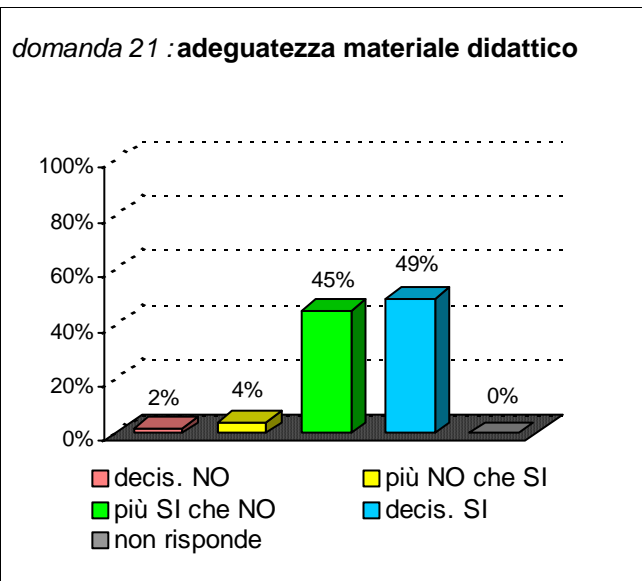
domanda 16 : reperibilità del docente





Didattica e Soddisfazione





Sintesi delle valutazioni (domande qualitative) dell'insegnamento confrontate con quelle del rispettivo Corso di Studi e del Dipartimento di afferenza

Valutazione dell' insegnamento con codice : 32904

| domanda | decis. NO | più NO che SI | più SI che NO | decis. SI | non previste | non risponde |
|---------|-----------|---------------|---------------|-----------|--------------|--------------|
| 14 | 4% | 6% | 39% | 51% | | 0% |
| 15 | 6% | 20% | 43% | 31% | | 0% |
| 16 | 2% | 2% | 18% | 78% | | 0% |
| 17 | 4% | 12% | 43% | 41% | | 0% |
| 18 | 2% | 2% | 24% | 73% | | 0% |
| 19 | 2% | 2% | 14% | 82% | | 0% |
| 20 | 24% | 10% | 49% | 18% | | 0% |
| 21 | 2% | 4% | 45% | 49% | | 0% |
| 22 | 0% | 0% | 16% | 6% | 78% | 0% |
| 25 | 0% | 4% | 39% | 57% | | 0% |
| 26 | 4% | 4% | 27% | 65% | | 0% |

Valutazione del corso di laurea :

Medicina e chirurgia

classe : LM-41

sede didattica : CATANIA

| domanda | decis. NO | più NO che SI | più SI che NO | decis. SI | non previste | non risponde |
|---------|-----------|---------------|---------------|-----------|--------------|--------------|
| 14 | 11% | 18% | 37% | 35% | | 0% |
| 15 | 7% | 12% | 38% | 42% | | 0% |
| 16 | 7% | 14% | 41% | 37% | | 1% |
| 17 | 6% | 13% | 48% | 32% | | 0% |
| 18 | 14% | 17% | 36% | 33% | | 0% |
| 19 | 12% | 16% | 38% | 35% | | 1% |
| 20 | 12% | 17% | 45% | 25% | | 1% |
| 21 | 10% | 15% | 46% | 28% | | 1% |
| 22 | 6% | 6% | 15% | 12% | 56% | 5% |
| 25 | 7% | 10% | 38% | 44% | | 1% |
| 26 | 13% | 14% | 38% | 34% | | 1% |

Valutazione del Dipart. : **Chirurgia**

| domanda | decis. NO | più NO che SI | più SI che NO | decis. SI | non previste | non risponde |
|---------|-----------|---------------|---------------|-----------|--------------|--------------|
| 14 | 10% | 17% | 36% | 37% | | 1% |
| 15 | 7% | 11% | 37% | 44% | | 1% |
| 16 | 7% | 13% | 41% | 39% | | 1% |
| 17 | 6% | 14% | 48% | 32% | | 0% |
| 18 | 13% | 16% | 36% | 34% | | 1% |
| 19 | 11% | 14% | 37% | 37% | | 1% |
| 20 | 12% | 16% | 44% | 27% | | 1% |
| 21 | 10% | 15% | 45% | 30% | | 1% |
| 22 | 5% | 5% | 15% | 13% | 55% | 5% |
| 25 | 6% | 10% | 37% | 46% | | 1% |
| 26 | 12% | 14% | 37% | 36% | | 1% |