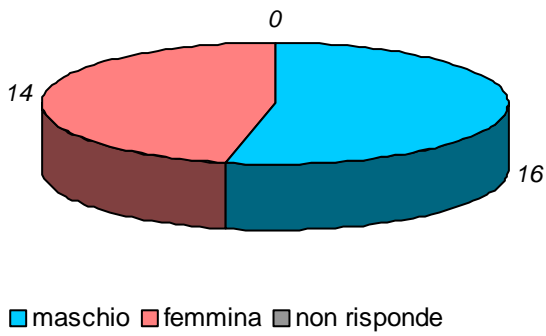


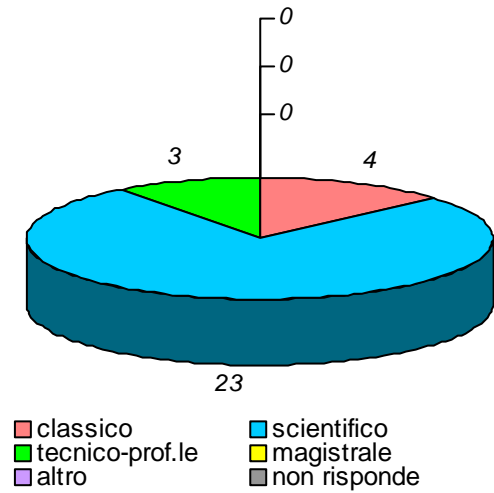
schede valide : 30 schede bianche : 0 schede nulle : 0

Informazioni degli studenti

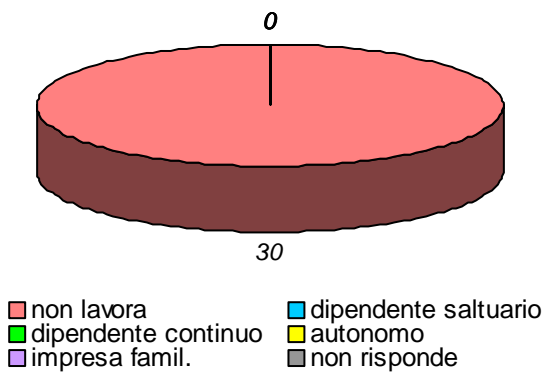
domanda 1: sesso



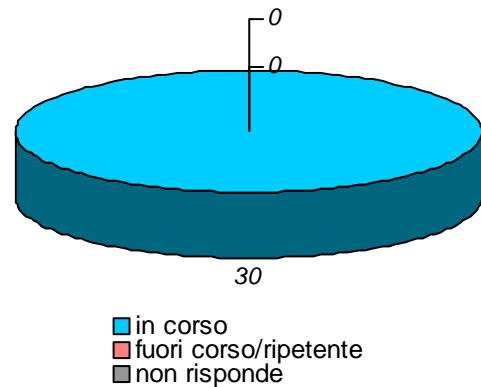
domanda 2: diploma scuola media sup.



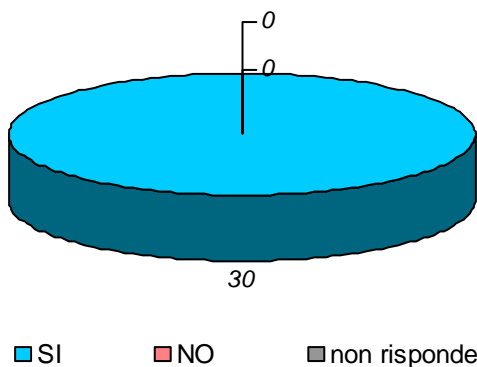
domanda 3: posizione lavorativa



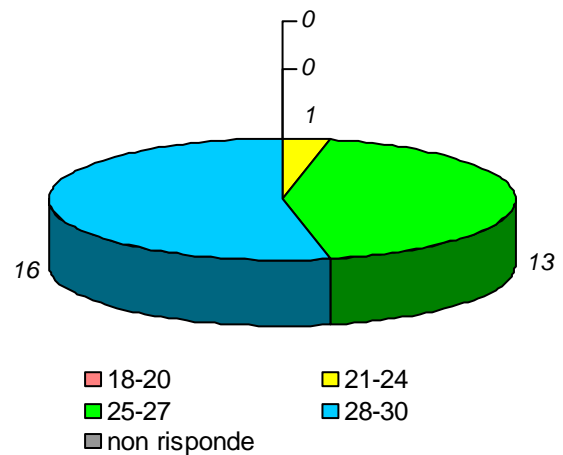
domanda 4: posizione universitaria



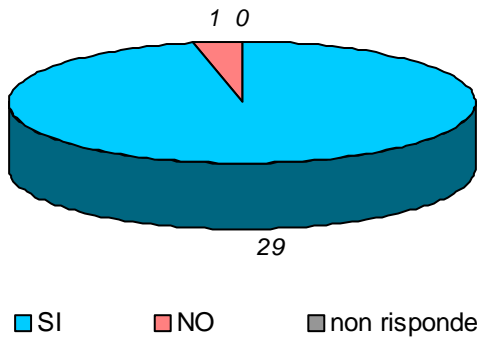
domanda 5: in regola con gli esami



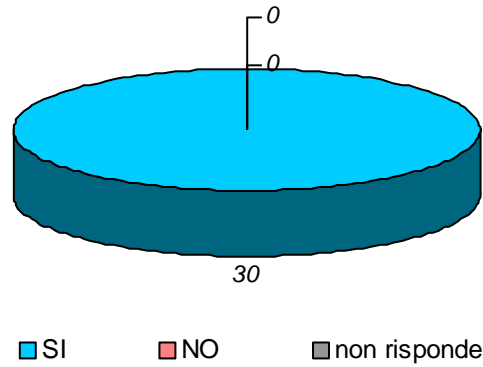
domanda 6: votazione media esami



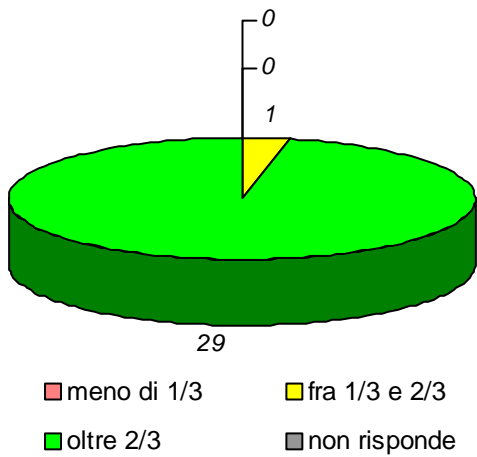
domanda 7: prima volta che affronta l'esame della disciplina



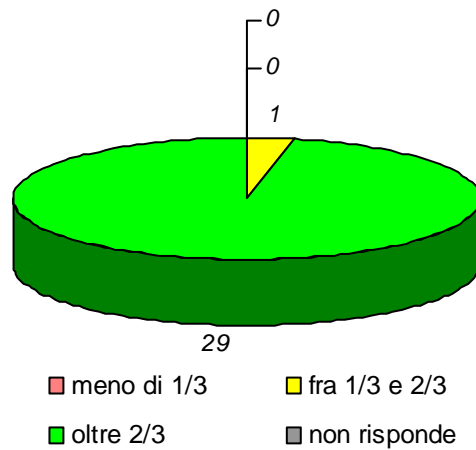
domanda 8: prima volta che segue la disciplina



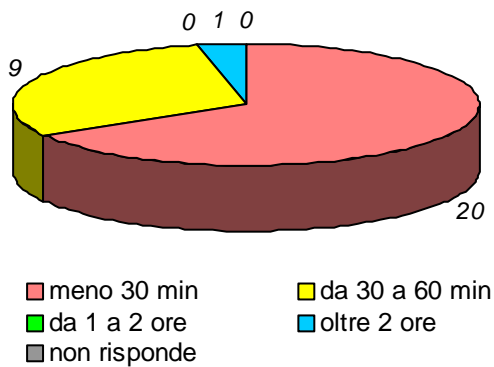
domanda 9: percentuale di frequenza della disciplina



domanda 10 : percentuale di frequenza delle discipline del piano studi

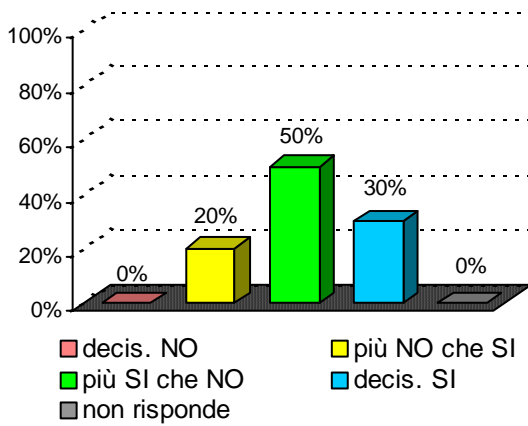


domanda 11 : tempo medio per raggiungere l'Università

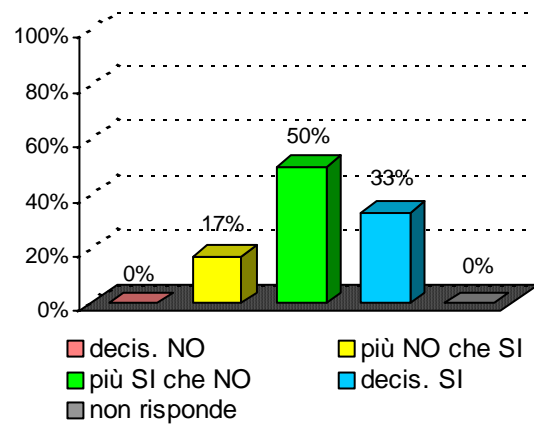


Organizzazione e Infrastrutture

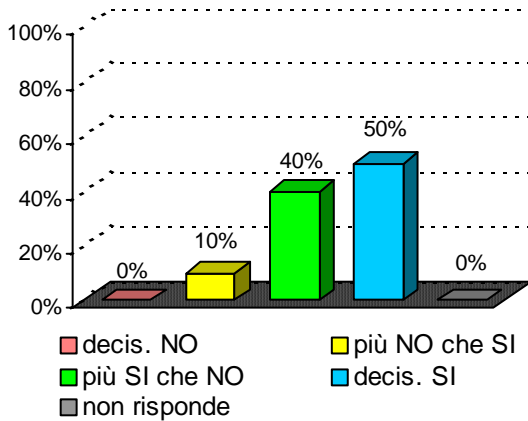
domanda 12 : accettabilità carico studio totale



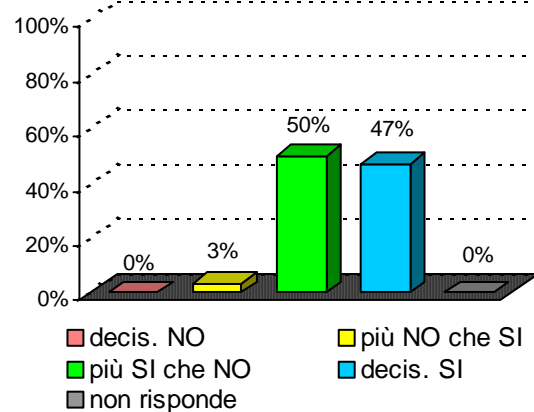
domanda 13 : accettabilità organizzazione complessiva



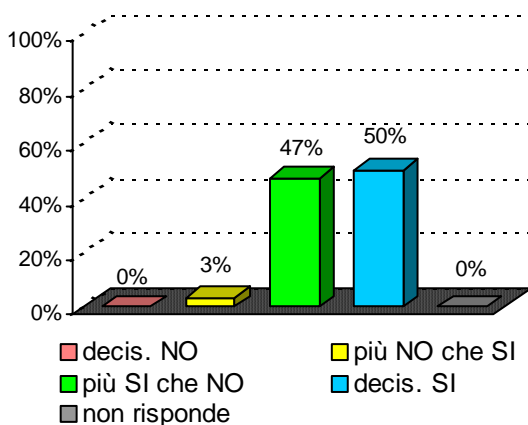
domanda 14 : chiarezza definizione modalità esame

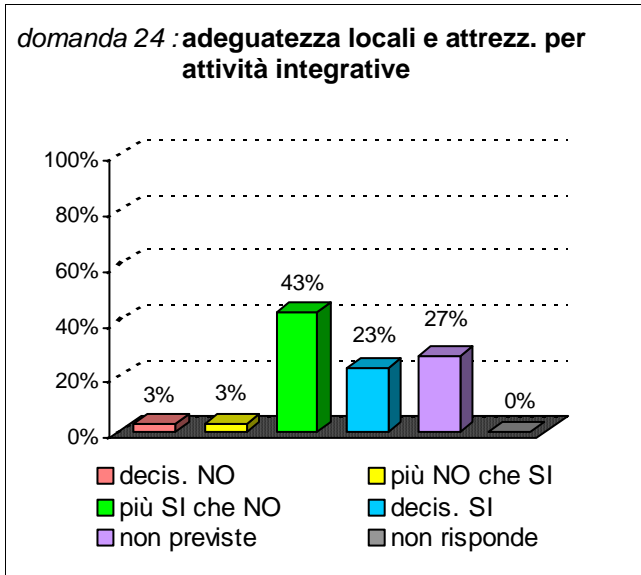
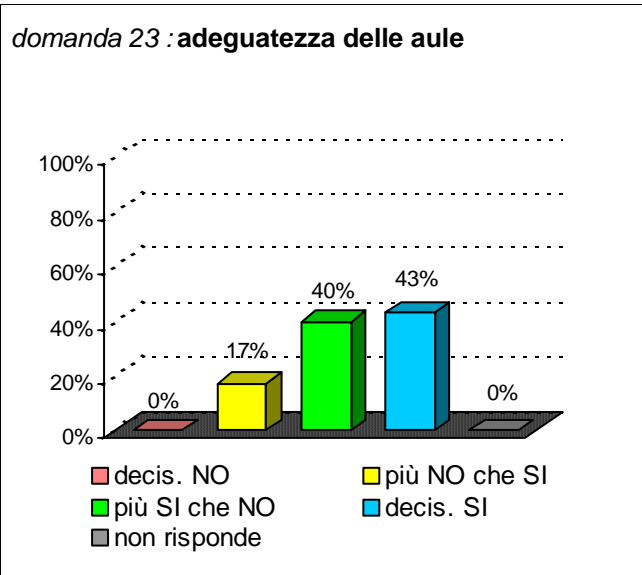


domanda 15 : rispetto orari svolgimento didattica

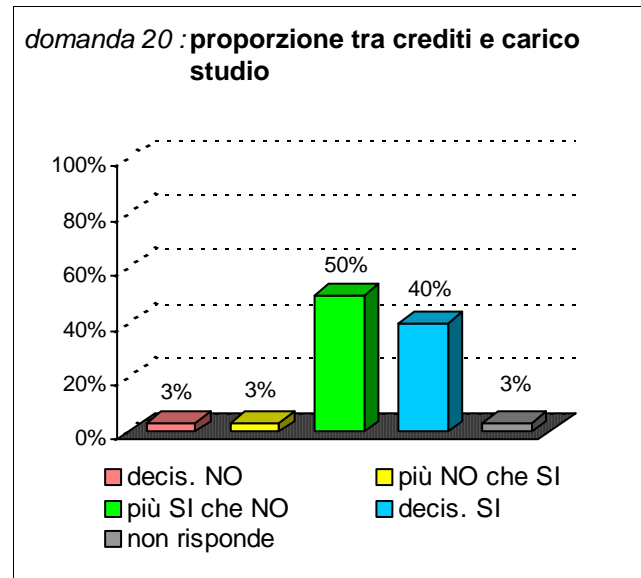
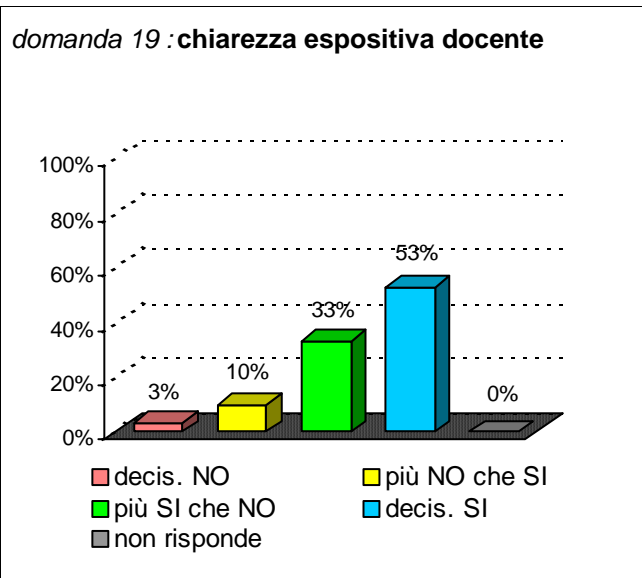
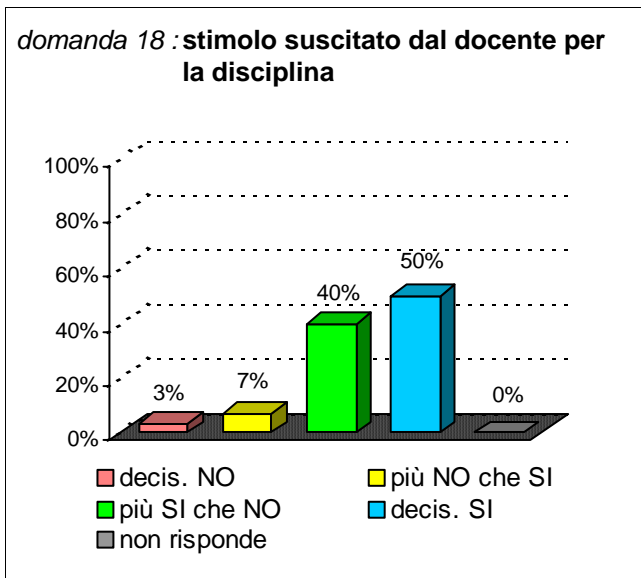
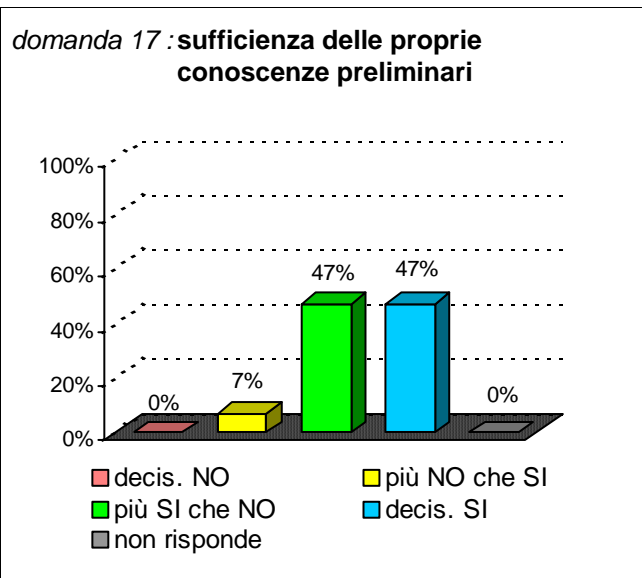


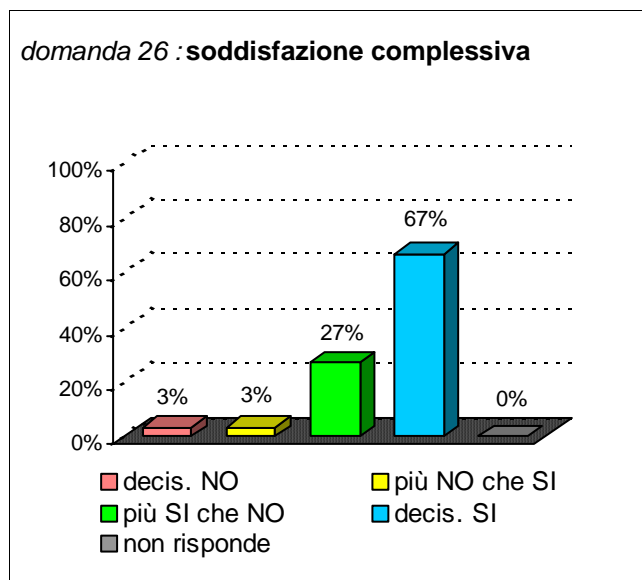
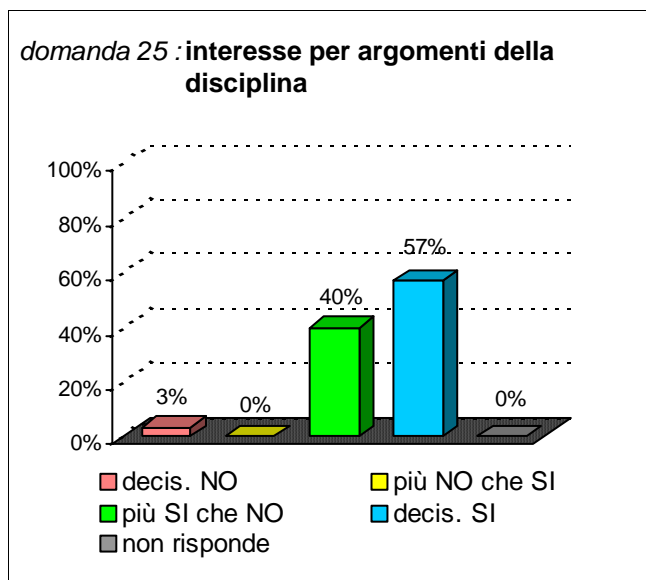
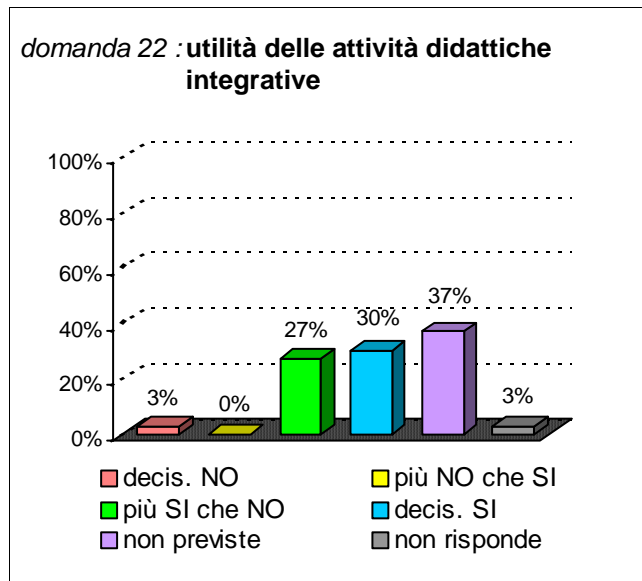
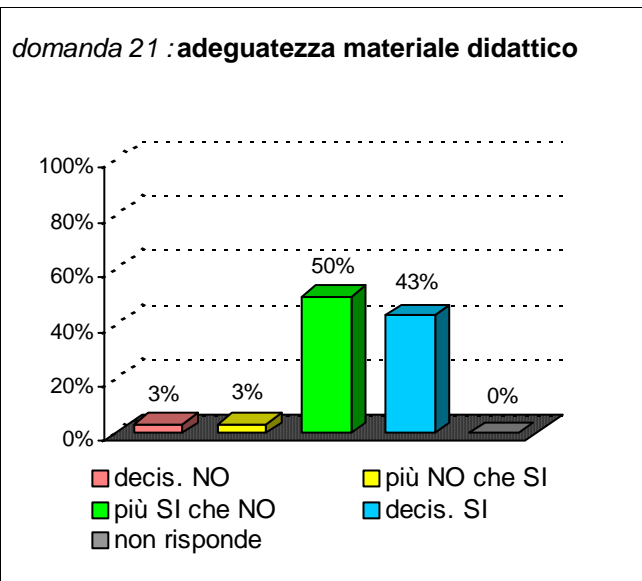
domanda 16 : reperibilità del docente





Didattica e Soddisfazione





Sintesi delle valutazioni (domande qualitative) dell'insegnamento confrontate con quelle del rispettivo Corso di Studi e del Dipartimento di afferenza

Valutazione dell' insegnamento con codice : 32907

domanda	decis. NO	più NO che SI	più SI che NO	decis. SI	non previste	non risponde
14	0%	10%	40%	50%		0%
15	0%	3%	50%	47%		0%
16	0%	3%	47%	50%		0%
17	0%	7%	47%	47%		0%
18	3%	7%	40%	50%		0%
19	3%	10%	33%	53%		0%
20	3%	3%	50%	40%		3%
21	3%	3%	50%	43%		0%
22	3%	0%	27%	30%	37%	3%
25	3%	0%	40%	57%		0%
26	3%	3%	27%	67%		0%

Valutazione del corso di laurea :

Medicina e chirurgia

classe : LM-41

sede didattica : CATANIA

domanda	decis. NO	più NO che SI	più SI che NO	decis. SI	non previste	non risponde
14	11%	18%	37%	35%		0%
15	7%	12%	38%	42%		0%
16	7%	14%	41%	37%		1%
17	6%	13%	48%	32%		0%
18	14%	17%	36%	33%		0%
19	12%	16%	38%	35%		1%
20	12%	17%	45%	25%		1%
21	10%	15%	46%	28%		1%
22	6%	6%	15%	12%	56%	5%
25	7%	10%	38%	44%		1%
26	13%	14%	38%	34%		1%

Valutazione del Dipart. : **Chirurgia**

domanda	decis. NO	più NO che SI	più SI che NO	decis. SI	non previste	non risponde
14	10%	17%	36%	37%		1%
15	7%	11%	37%	44%		1%
16	7%	13%	41%	39%		1%
17	6%	14%	48%	32%		0%
18	13%	16%	36%	34%		1%
19	11%	14%	37%	37%		1%
20	12%	16%	44%	27%		1%
21	10%	15%	45%	30%		1%
22	5%	5%	15%	13%	55%	5%
25	6%	10%	37%	46%		1%
26	12%	14%	37%	36%		1%