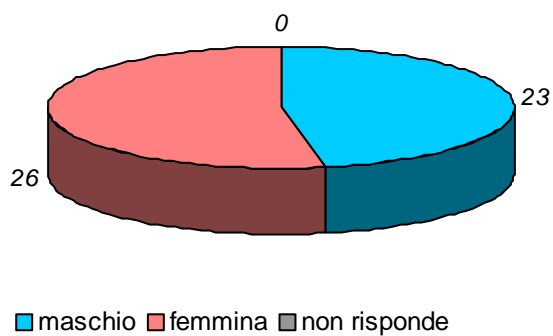


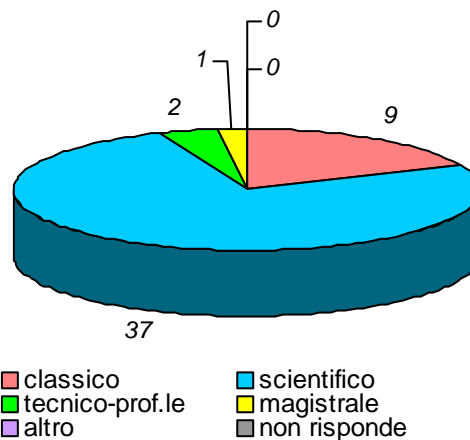
schede valide : 49    schede bianche : 0    schede nulle : 0

**Informazioni degli studenti**

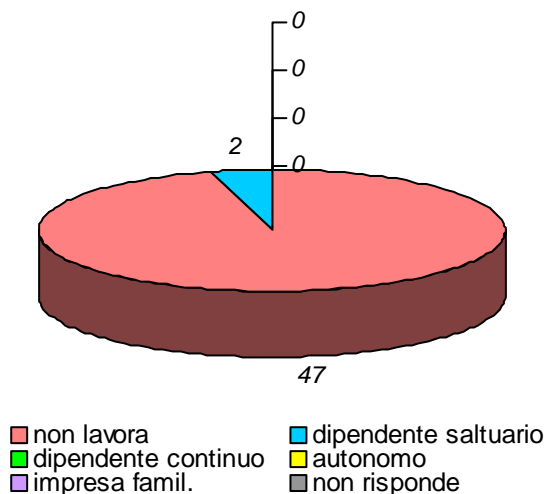
domanda 1: sesso



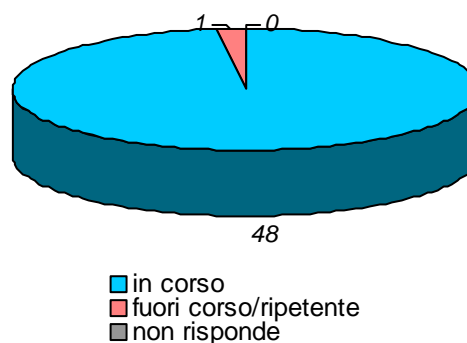
domanda 2: diploma scuola media sup.



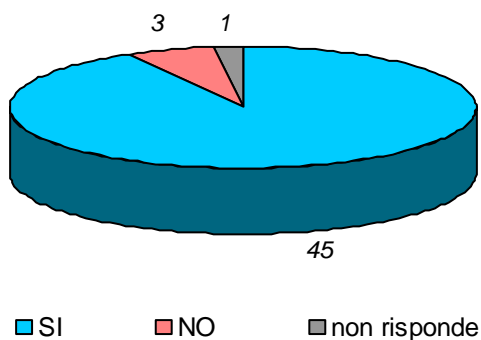
domanda 3: posizione lavorativa



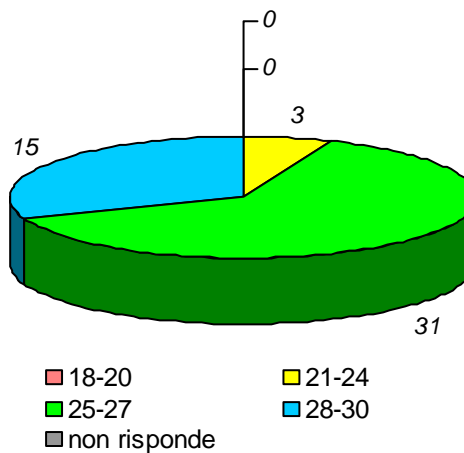
domanda 4: posizione universitaria



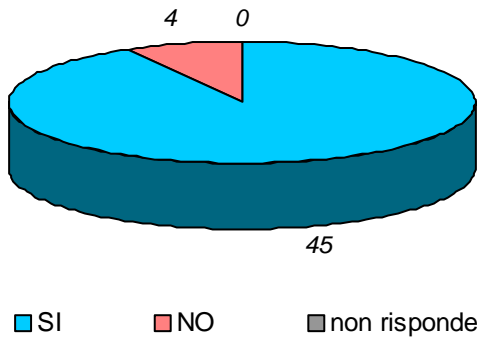
domanda 5: in regola con gli esami



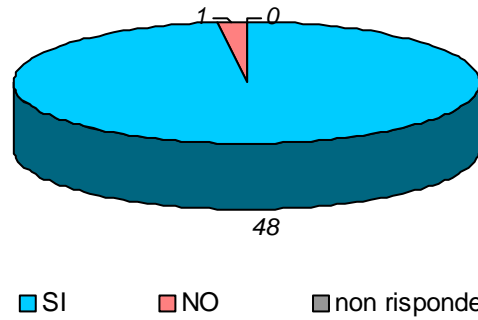
domanda 6: votazione media esami



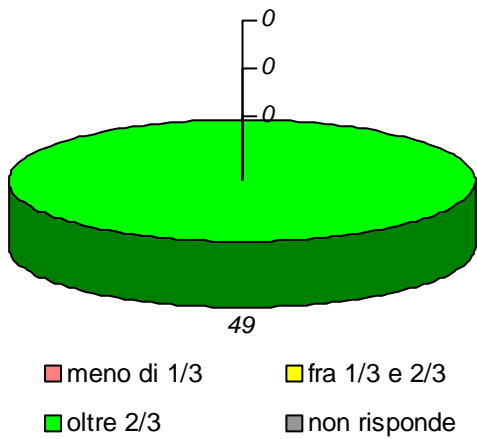
domanda 7: prima volta che affronta l'esame della disciplina



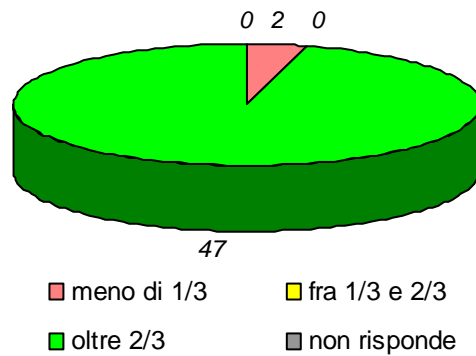
domanda 8: prima volta che segue la disciplina



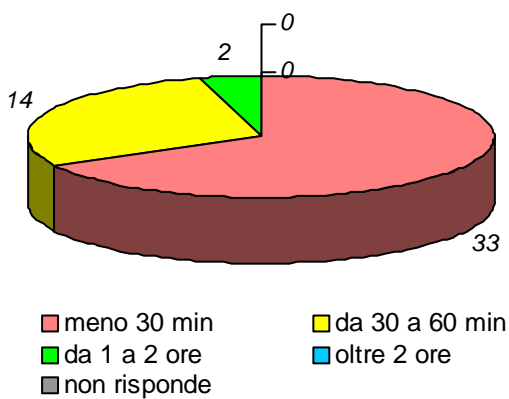
domanda 9: percentuale di frequenza della disciplina



domanda 10 : percentuale di frequenza delle discipline del piano studi

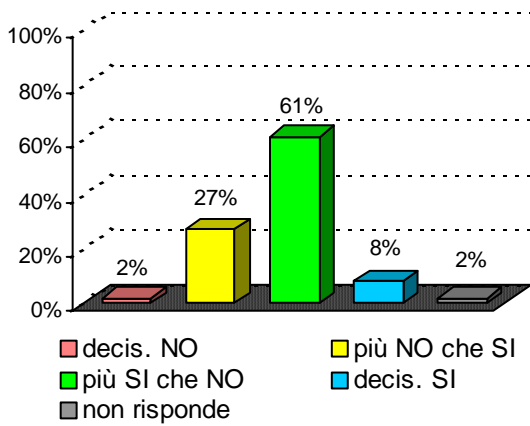


domanda 11 : tempo medio per raggiungere l'Università

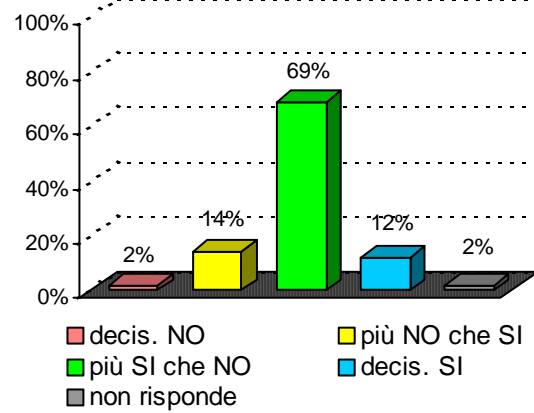


**Organizzazione e Infrastrutture**

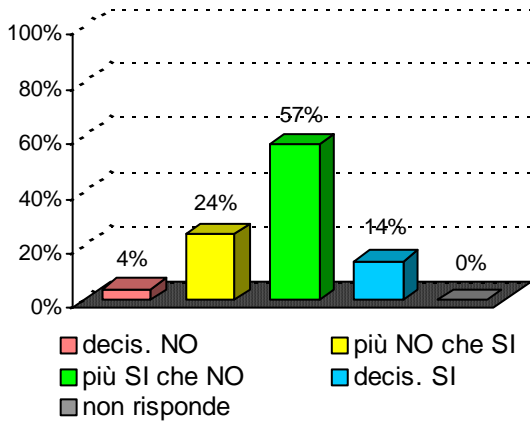
**domanda 12 : accettabilità carico studio totale**



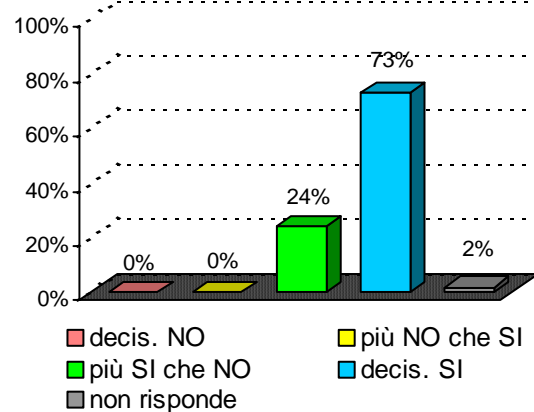
**domanda 13 : accettabilità organizzazione complessiva**



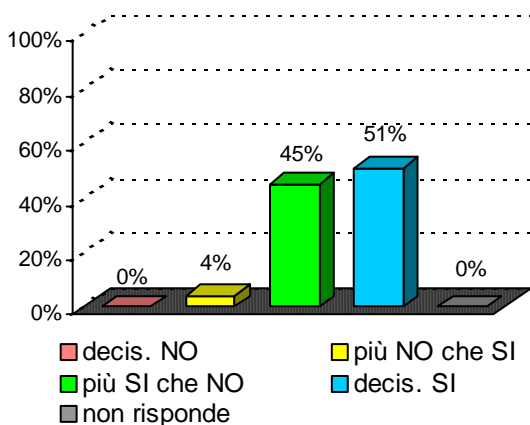
**domanda 14 : chiarezza definizione modalità esame**

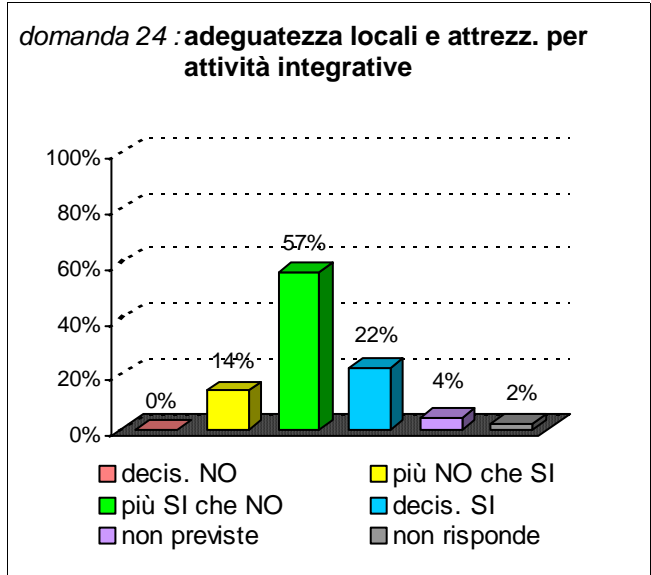
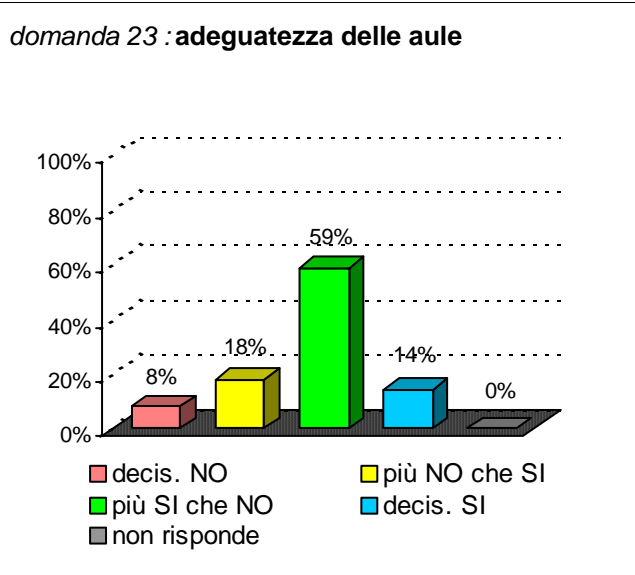


**domanda 15 : rispetto orari svolgimento didattica**

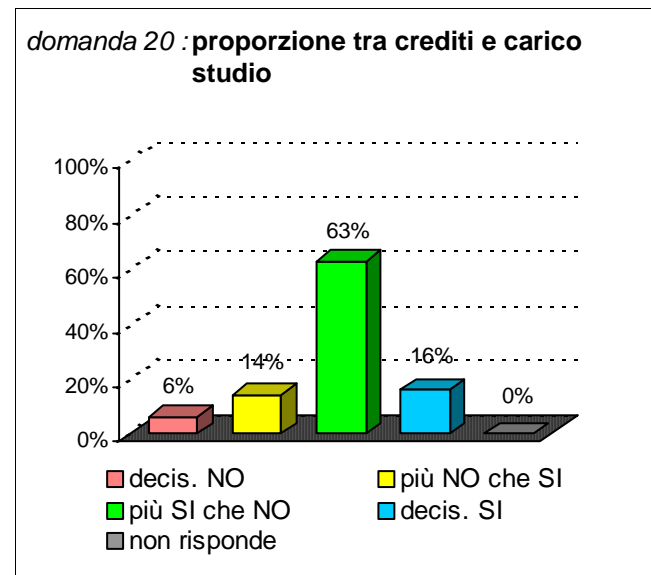
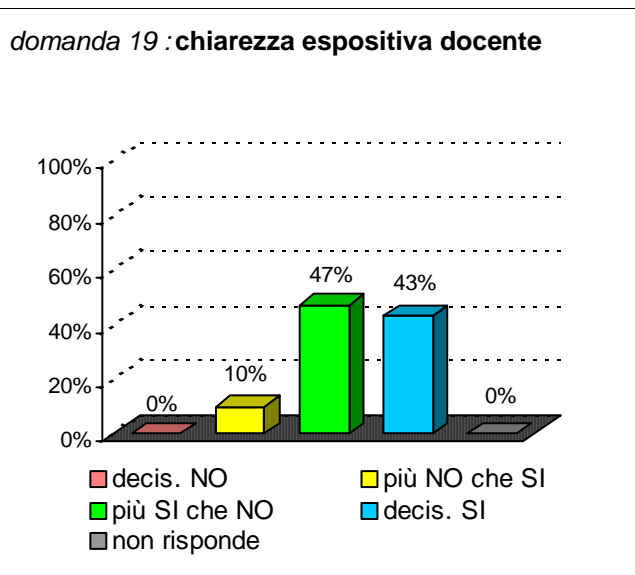
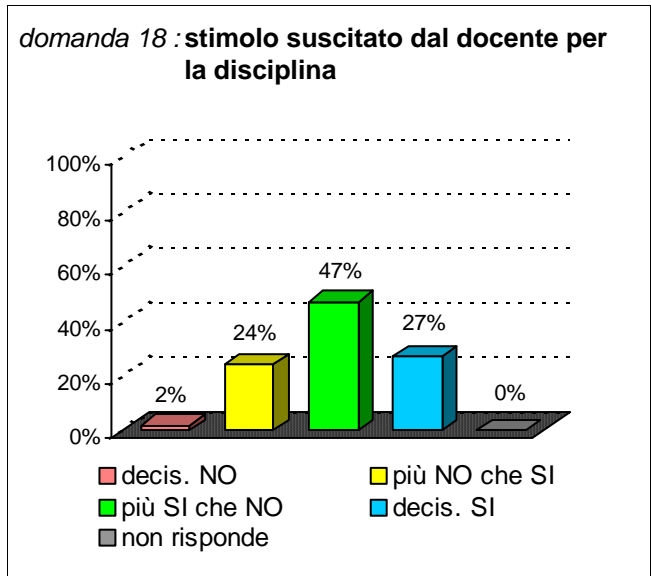
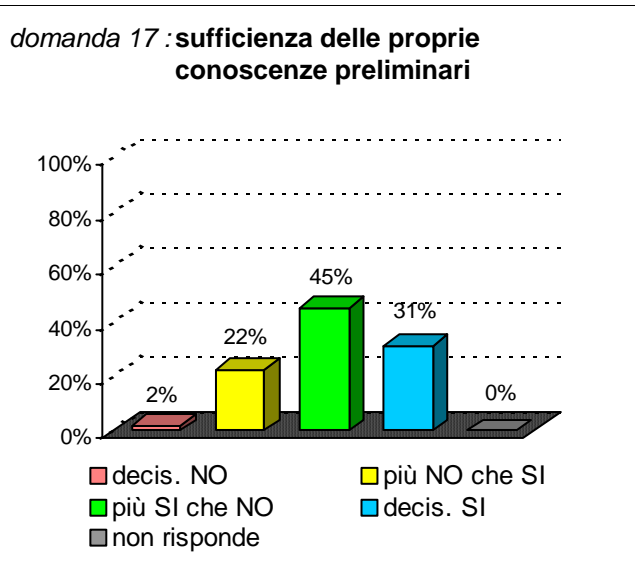


**domanda 16 : reperibilità del docente**

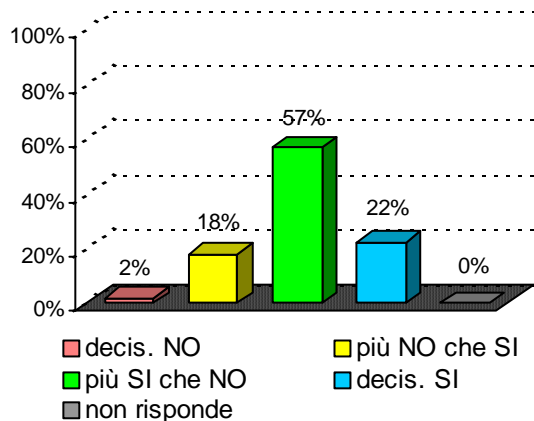




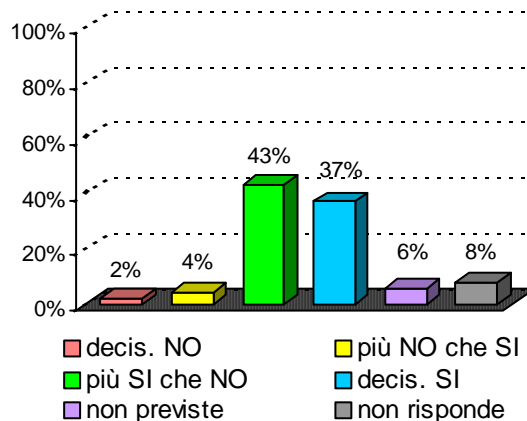
**Didattica e Soddisfazione**



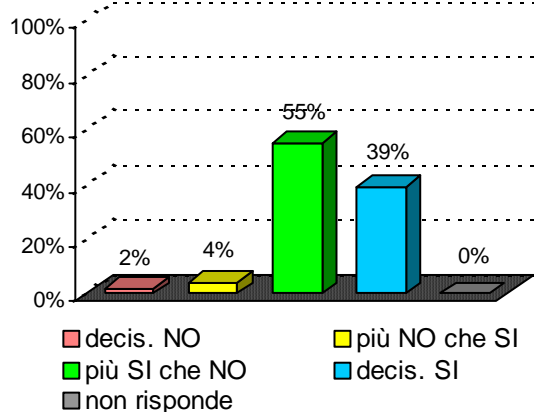
domanda 21 : adeguatezza materiale didattico



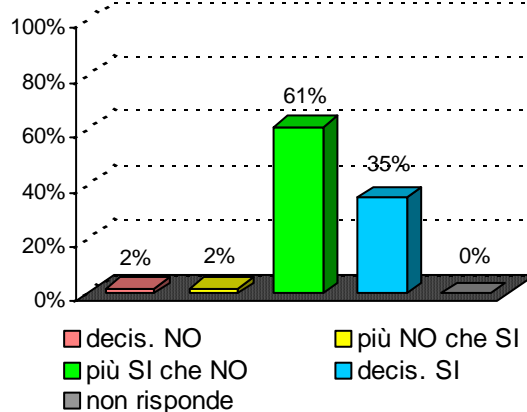
domanda 22 : utilità delle attività didattiche integrative



domanda 25 : interesse per argomenti della disciplina



domanda 26 : soddisfazione complessiva



**Sintesi delle valutazioni (domande qualitative) dell'insegnamento confrontate con quelle del rispettivo Corso di Studi e del Dipartimento di afferenza**

Valutazione dell' insegnamento con codice : 33155

| domanda | decis. NO | più NO che SI | più SI che NO | decis. SI | non previste | non risponde |
|---------|-----------|---------------|---------------|-----------|--------------|--------------|
| 14      | 4%        | 24%           | 57%           | 14%       |              | 0%           |
| 15      | 0%        | 0%            | 24%           | 73%       |              | 2%           |
| 16      | 0%        | 4%            | 45%           | 51%       |              | 0%           |
| 17      | 2%        | 22%           | 45%           | 31%       |              | 0%           |
| 18      | 2%        | 24%           | 47%           | 27%       |              | 0%           |
| 19      | 0%        | 10%           | 47%           | 43%       |              | 0%           |
| 20      | 6%        | 14%           | 63%           | 16%       |              | 0%           |
| 21      | 2%        | 18%           | 57%           | 22%       |              | 0%           |
| 22      | 2%        | 4%            | 43%           | 37%       | 6%           | 8%           |
| 25      | 2%        | 4%            | 55%           | 39%       |              | 0%           |
| 26      | 2%        | 2%            | 61%           | 35%       |              | 0%           |

Valutazione del corso di laurea :

**Medicina e chirurgia**

classe : LM-41

sede didattica : CATANIA

| domanda | decis. NO | più NO che SI | più SI che NO | decis. SI | non previste | non risponde |
|---------|-----------|---------------|---------------|-----------|--------------|--------------|
| 14      | 11%       | 18%           | 37%           | 35%       |              | 0%           |
| 15      | 7%        | 12%           | 38%           | 42%       |              | 0%           |
| 16      | 7%        | 14%           | 41%           | 37%       |              | 1%           |
| 17      | 6%        | 13%           | 48%           | 32%       |              | 0%           |
| 18      | 14%       | 17%           | 36%           | 33%       |              | 0%           |
| 19      | 12%       | 16%           | 38%           | 35%       |              | 1%           |
| 20      | 12%       | 17%           | 45%           | 25%       |              | 1%           |
| 21      | 10%       | 15%           | 46%           | 28%       |              | 1%           |
| 22      | 6%        | 6%            | 15%           | 12%       | 56%          | 5%           |
| 25      | 7%        | 10%           | 38%           | 44%       |              | 1%           |
| 26      | 13%       | 14%           | 38%           | 34%       |              | 1%           |

Valutazione del Dipart. : **Chirurgia**

| domanda | decis. NO | più NO che SI | più SI che NO | decis. SI | non previste | non risponde |
|---------|-----------|---------------|---------------|-----------|--------------|--------------|
| 14      | 10%       | 17%           | 36%           | 37%       |              | 1%           |
| 15      | 7%        | 11%           | 37%           | 44%       |              | 1%           |
| 16      | 7%        | 13%           | 41%           | 39%       |              | 1%           |
| 17      | 6%        | 14%           | 48%           | 32%       |              | 0%           |
| 18      | 13%       | 16%           | 36%           | 34%       |              | 1%           |
| 19      | 11%       | 14%           | 37%           | 37%       |              | 1%           |
| 20      | 12%       | 16%           | 44%           | 27%       |              | 1%           |
| 21      | 10%       | 15%           | 45%           | 30%       |              | 1%           |
| 22      | 5%        | 5%            | 15%           | 13%       | 55%          | 5%           |
| 25      | 6%        | 10%           | 37%           | 46%       |              | 1%           |
| 26      | 12%       | 14%           | 37%           | 36%       |              | 1%           |