

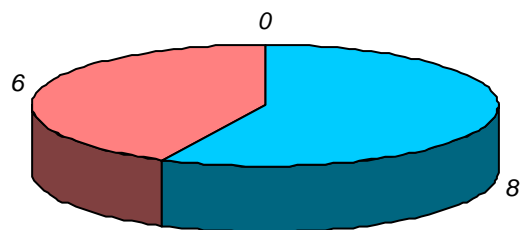
schede valide : 14

schede bianche : 0

schede nulle : 0

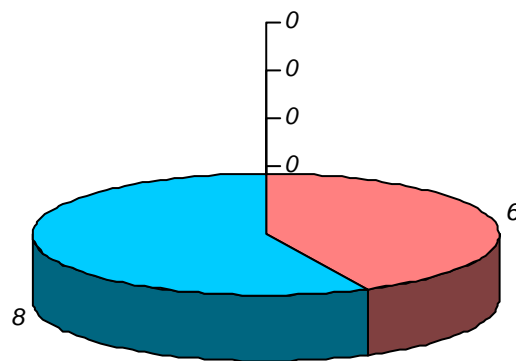
Informazioni degli studenti

domanda 1: sesso



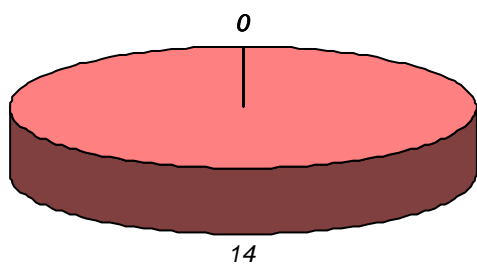
maschio femmina non risponde

domanda 2: diploma scuola media sup.



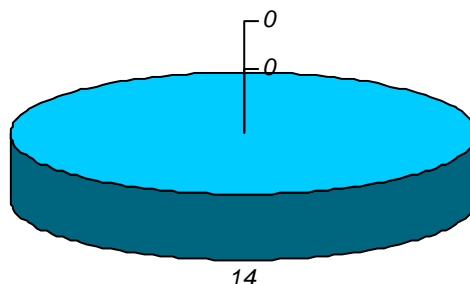
classico scientifico  
tecnico-prof.le magistrale  
altro non risponde

domanda 3: posizione lavorativa



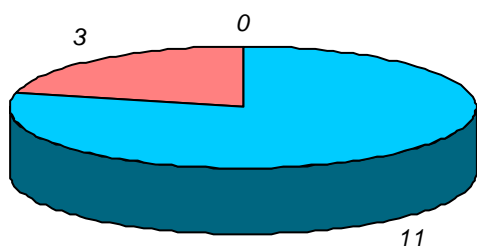
non lavora dipendente saltuario  
dipendente continuo autonomo  
impresa famil. non risponde

domanda 4: posizione universitaria



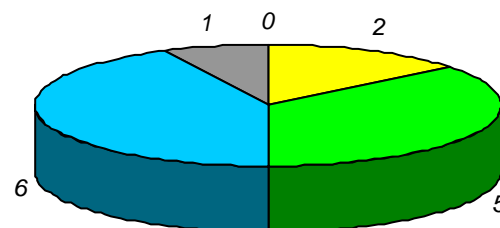
in corso  
fuori corso/ripetente  
non risponde

domanda 5: in regola con gli esami



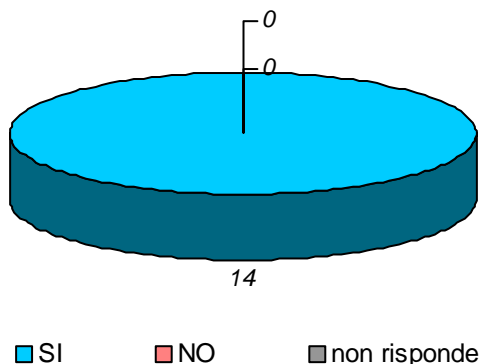
SI NO non risponde

domanda 6: votazione media esami

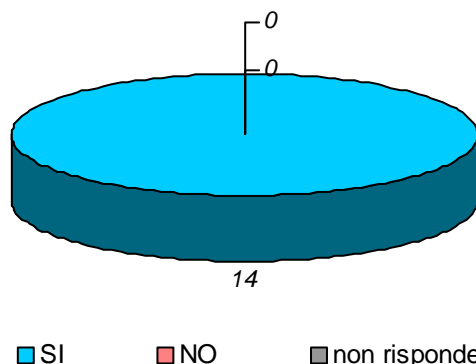


18-20 21-24  
25-27 28-30  
non risponde

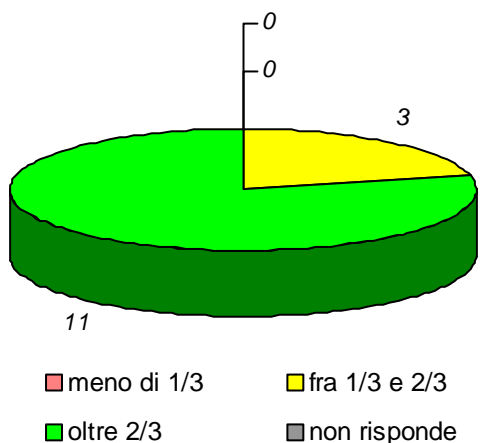
domanda 7: prima volta che affronta l'esame della disciplina



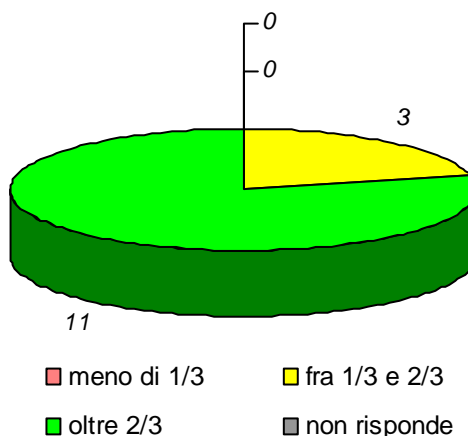
domanda 8: prima volta che segue la disciplina



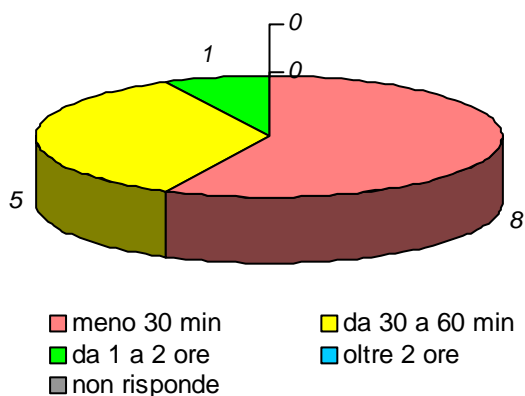
domanda 9: percentuale di frequenza della disciplina



domanda 10 : percentuale di frequenza delle discipline del piano studi

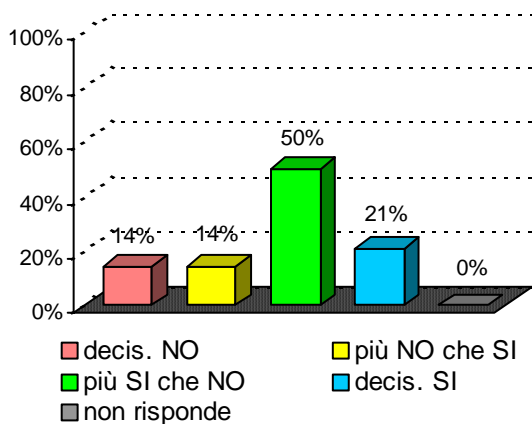


domanda 11 : tempo medio per raggiungere l'Università

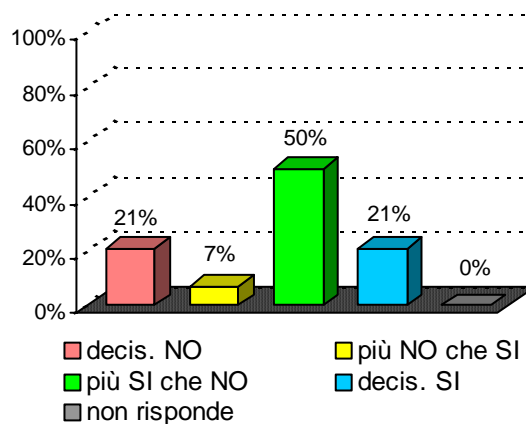


**Organizzazione e Infrastrutture**

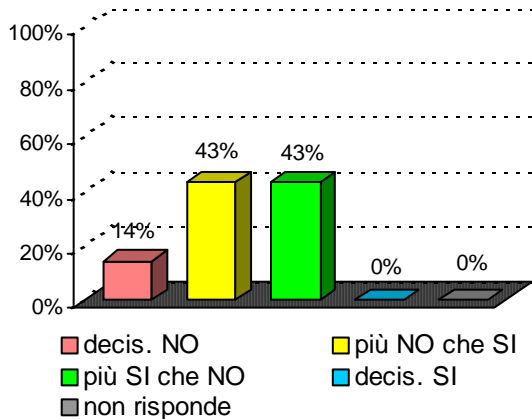
**domanda 12 : accettabilità carico studio totale**



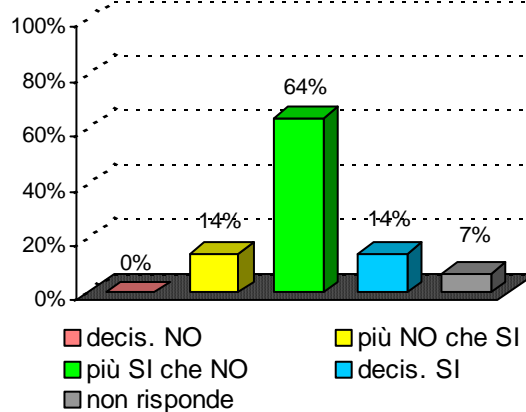
**domanda 13 : accettabilità organizzazione complessiva**



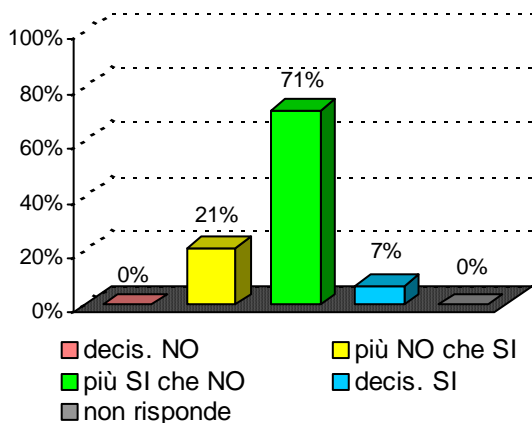
**domanda 14 : chiarezza definizione modalità esame**

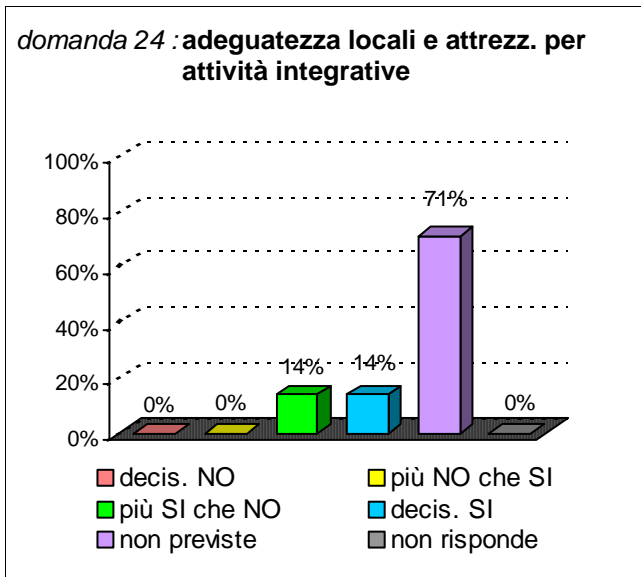
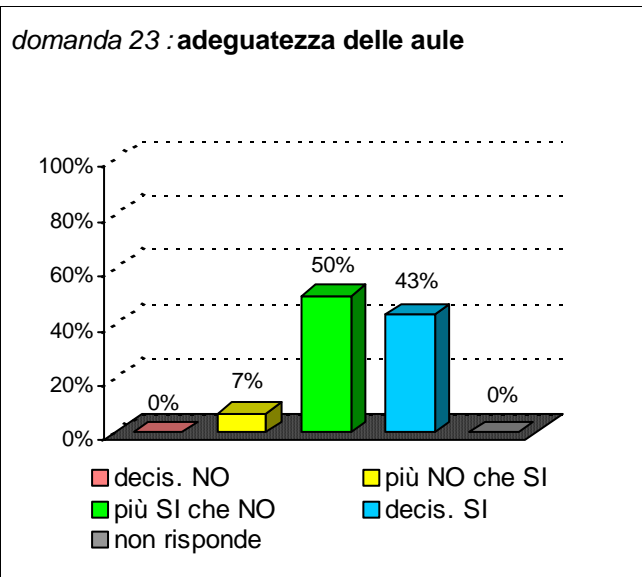


**domanda 15 : rispetto orari svolgimento didattica**

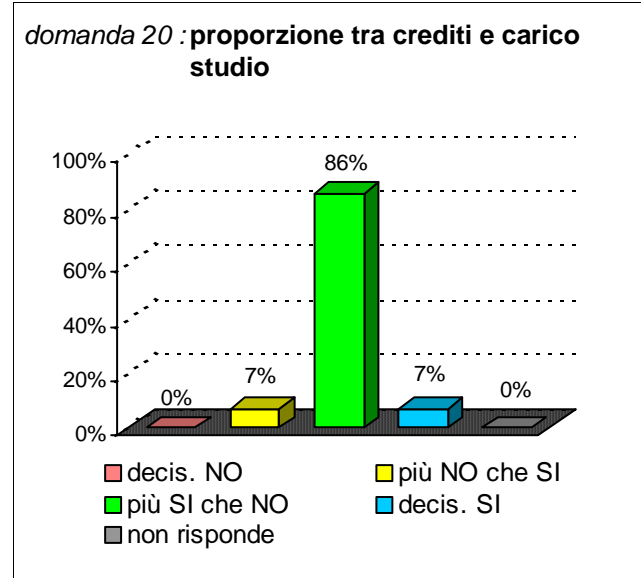
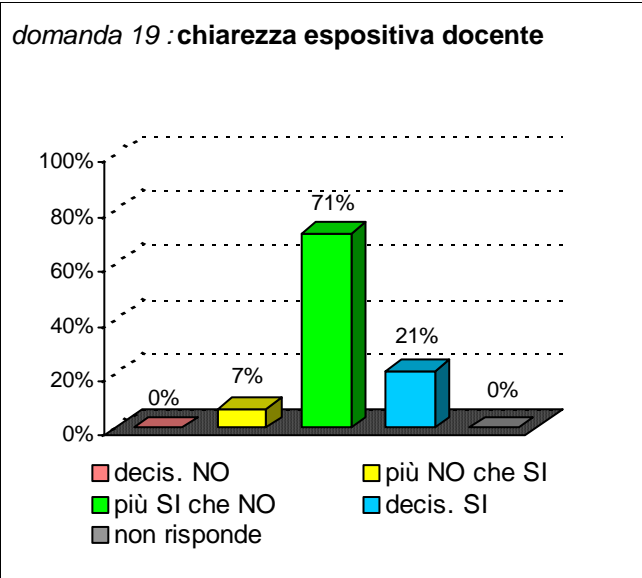
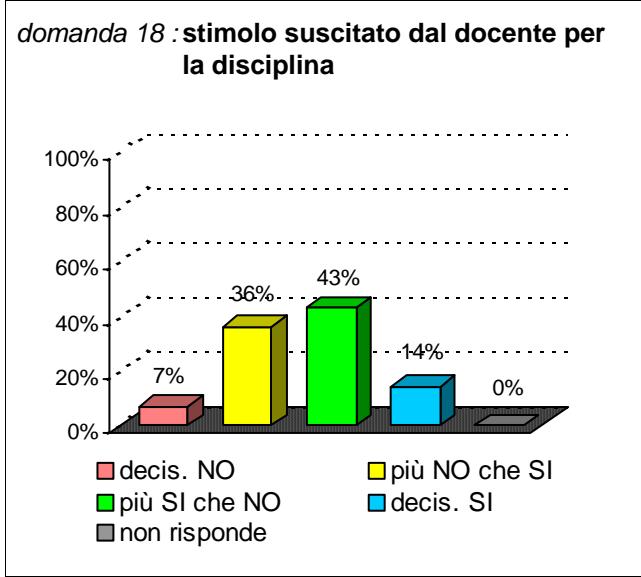
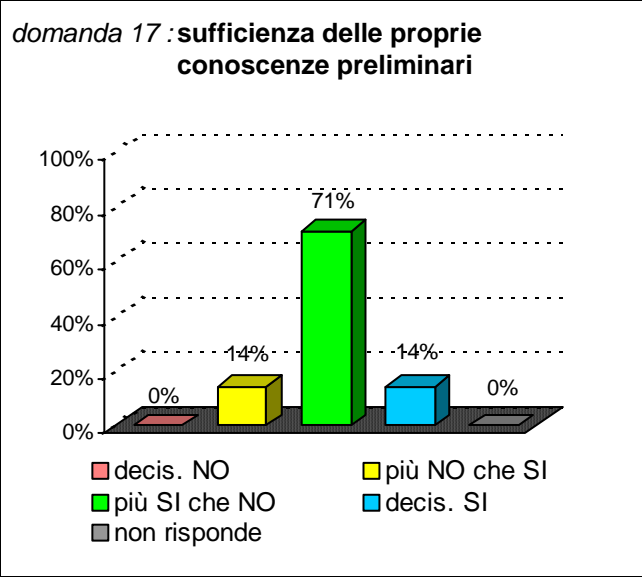


**domanda 16 : reperibilità del docente**

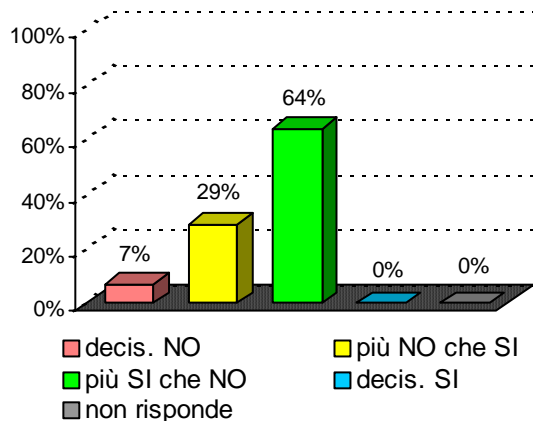




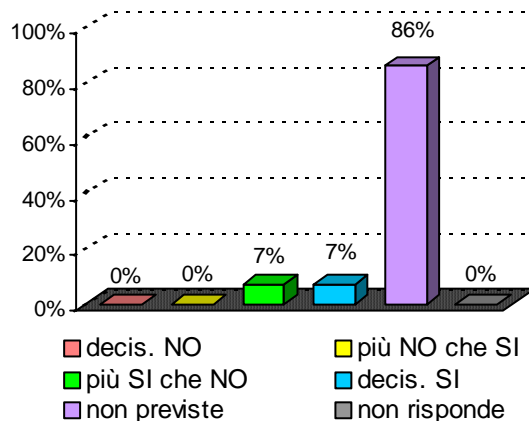
**Didattica e Soddisfazione**



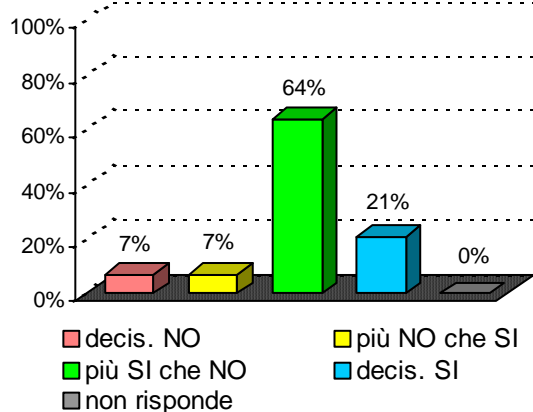
domanda 21 : adeguatezza materiale didattico



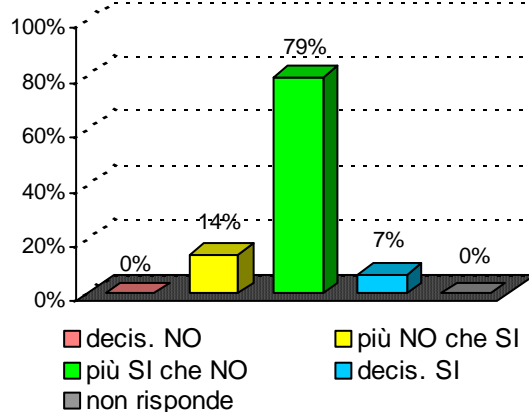
domanda 22 : utilità delle attività didattiche integrative



domanda 25 : interesse per argomenti della disciplina



domanda 26 : soddisfazione complessiva



**Sintesi delle valutazioni (domande qualitative) dell'insegnamento confrontate con quelle del rispettivo Corso di Studi e del Dipartimento di afferenza**

Valutazione dell' insegnamento con codice : 33234

| domanda | decis. NO | più NO che SI | più SI che NO | decis. SI | non previste | non risponde |
|---------|-----------|---------------|---------------|-----------|--------------|--------------|
| 14      | 14%       | 43%           | 43%           | 0%        |              | 0%           |
| 15      | 0%        | 14%           | 64%           | 14%       |              | 7%           |
| 16      | 0%        | 21%           | 71%           | 7%        |              | 0%           |
| 17      | 0%        | 14%           | 71%           | 14%       |              | 0%           |
| 18      | 7%        | 36%           | 43%           | 14%       |              | 0%           |
| 19      | 0%        | 7%            | 71%           | 21%       |              | 0%           |
| 20      | 0%        | 7%            | 86%           | 7%        |              | 0%           |
| 21      | 7%        | 29%           | 64%           | 0%        |              | 0%           |
| 22      | 0%        | 0%            | 7%            | 7%        | 86%          | 0%           |
| 25      | 7%        | 7%            | 64%           | 21%       |              | 0%           |
| 26      | 0%        | 14%           | 79%           | 7%        |              | 0%           |

Valutazione del corso di laurea :

**Odontoiatria e protesi dentaria**

classe : LM-46

sede didattica : CATANIA

| domanda | decis. NO | più NO che SI | più SI che NO | decis. SI | non previste | non risponde |
|---------|-----------|---------------|---------------|-----------|--------------|--------------|
| 14      | 7%        | 16%           | 45%           | 31%       |              | 1%           |
| 15      | 8%        | 15%           | 40%           | 36%       |              | 2%           |
| 16      | 3%        | 13%           | 47%           | 35%       |              | 2%           |
| 17      | 4%        | 16%           | 54%           | 25%       |              | 1%           |
| 18      | 11%       | 14%           | 41%           | 32%       |              | 2%           |
| 19      | 8%        | 12%           | 47%           | 32%       |              | 2%           |
| 20      | 6%        | 12%           | 52%           | 28%       |              | 2%           |
| 21      | 7%        | 15%           | 50%           | 27%       |              | 2%           |
| 22      | 5%        | 4%            | 20%           | 17%       | 51%          | 4%           |
| 25      | 3%        | 9%            | 35%           | 51%       |              | 2%           |
| 26      | 7%        | 16%           | 39%           | 36%       |              | 2%           |

Valutazione del Dipart. : **Chirurgia**

| domanda | decis. NO | più NO che SI | più SI che NO | decis. SI | non previste | non risponde |
|---------|-----------|---------------|---------------|-----------|--------------|--------------|
| 14      | 10%       | 17%           | 36%           | 37%       |              | 1%           |
| 15      | 7%        | 11%           | 37%           | 44%       |              | 1%           |
| 16      | 7%        | 13%           | 41%           | 39%       |              | 1%           |
| 17      | 6%        | 14%           | 48%           | 32%       |              | 0%           |
| 18      | 13%       | 16%           | 36%           | 34%       |              | 1%           |
| 19      | 11%       | 14%           | 37%           | 37%       |              | 1%           |
| 20      | 12%       | 16%           | 44%           | 27%       |              | 1%           |
| 21      | 10%       | 15%           | 45%           | 30%       |              | 1%           |
| 22      | 5%        | 5%            | 15%           | 13%       | 55%          | 5%           |
| 25      | 6%        | 10%           | 37%           | 46%       |              | 1%           |
| 26      | 12%       | 14%           | 37%           | 36%       |              | 1%           |