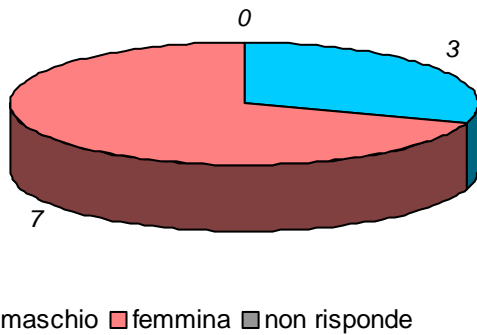


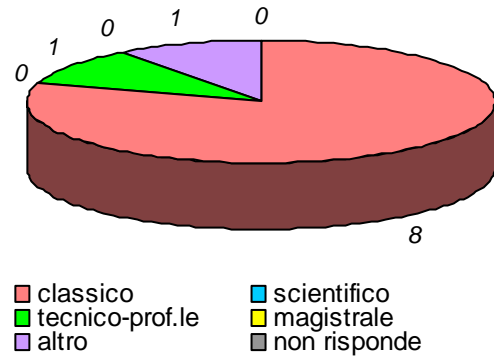
schede valide : 10    schede bianche : 0    schede nulle : 0

**Informazioni degli studenti**

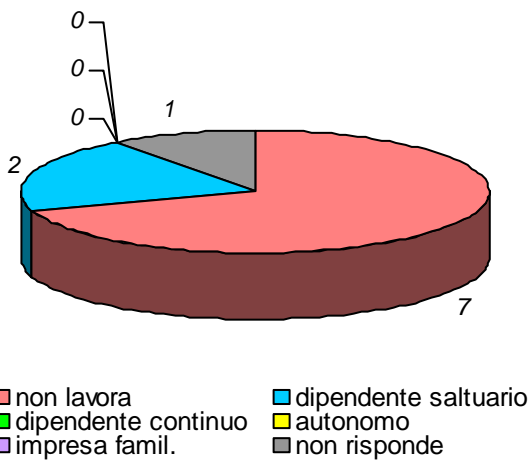
domanda 1: sesso



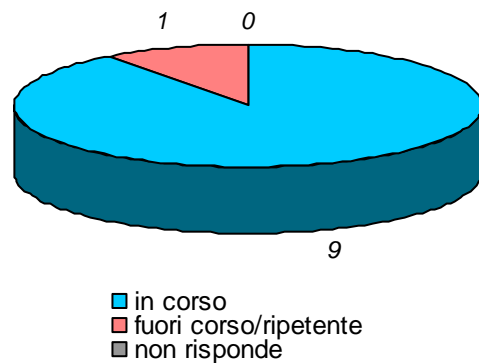
domanda 2: diploma scuola media sup.



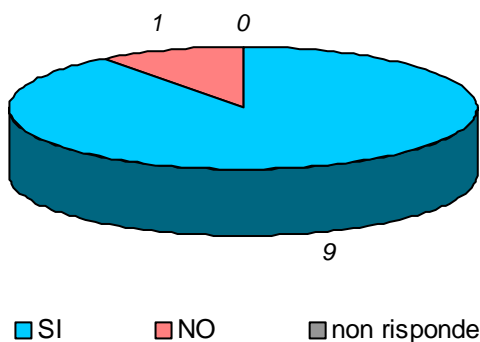
domanda 3: posizione lavorativa



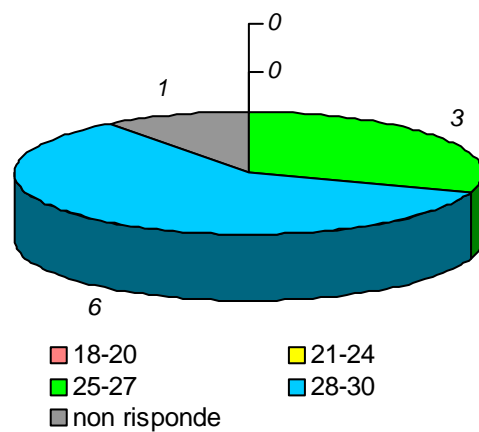
domanda 4: posizione universitaria



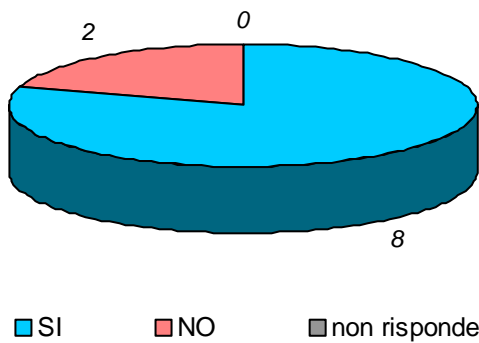
domanda 5: in regola con gli esami



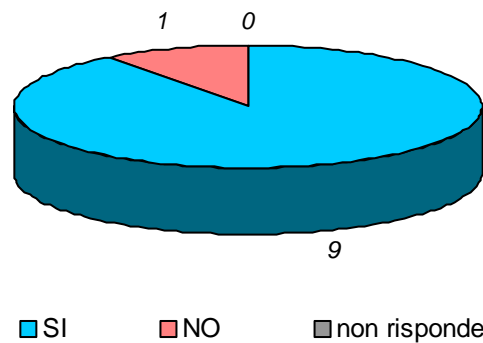
domanda 6: votazione media esami



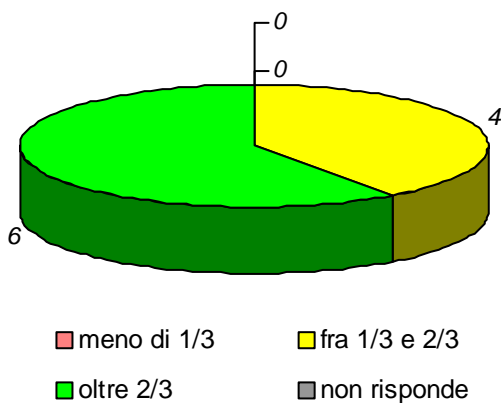
domanda 7: prima volta che affronta l'esame della disciplina



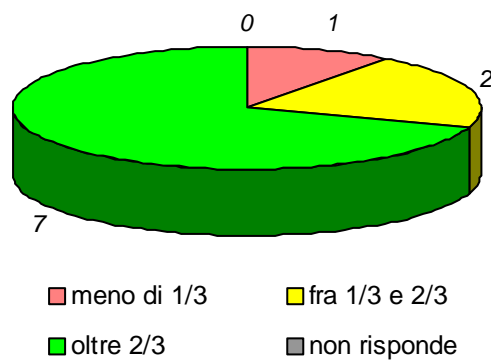
domanda 8: prima volta che segue la disciplina



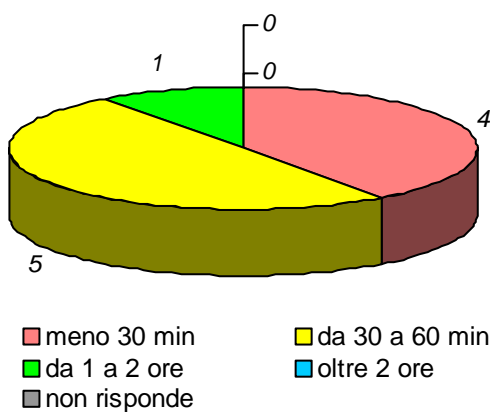
domanda 9: percentuale di frequenza della disciplina



domanda 10 : percentuale di frequenza delle discipline del piano studi

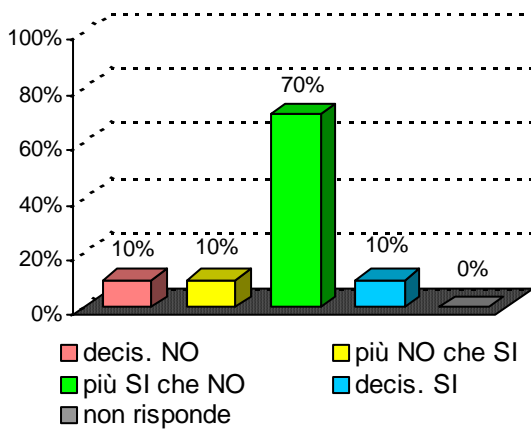


domanda 11 : tempo medio per raggiungere l'Università

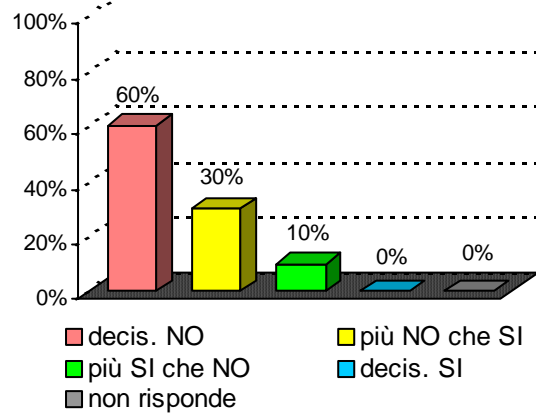


**Organizzazione e Infrastrutture**

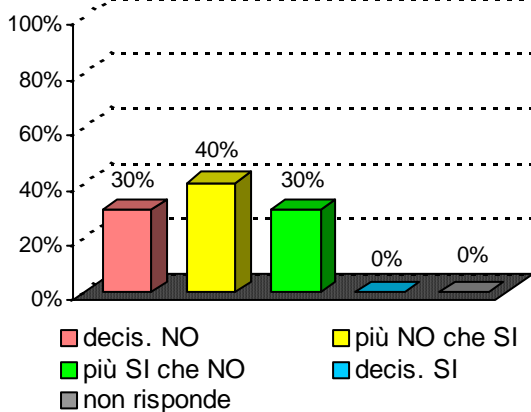
**domanda 12 : accettabilità carico studio totale**



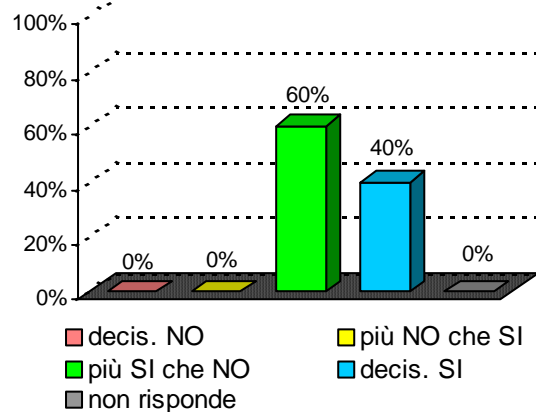
**domanda 13 : accettabilità organizzazione complessiva**



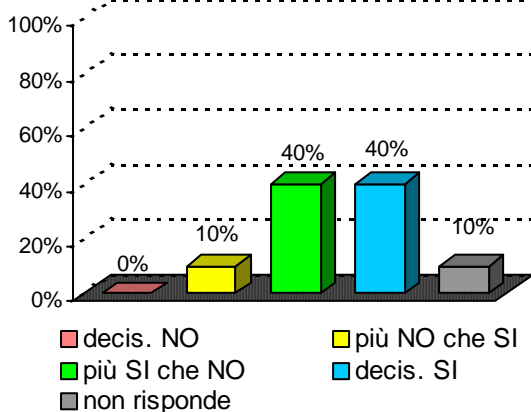
**domanda 14 : chiarezza definizione modalità esame**



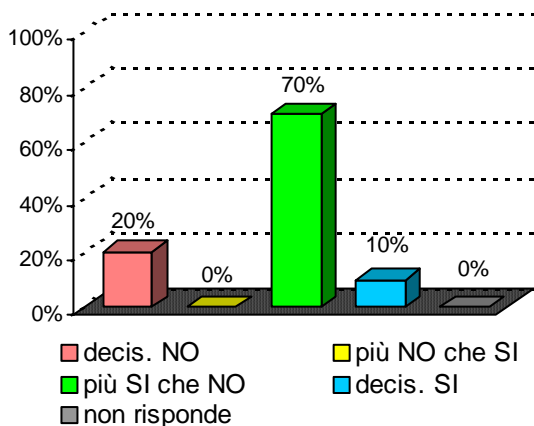
**domanda 15 : rispetto orari svolgimento didattica**



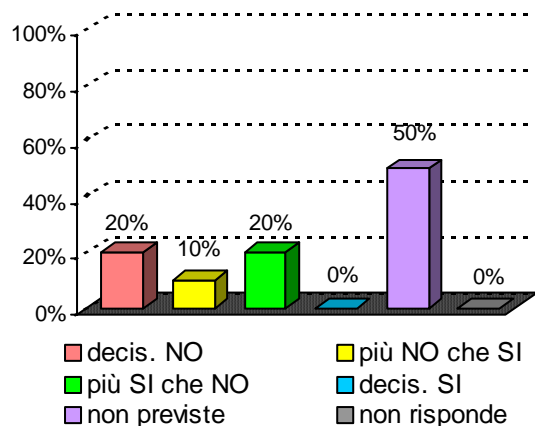
**domanda 16 : reperibilità del docente**



domanda 23 : adeguatezza delle aule

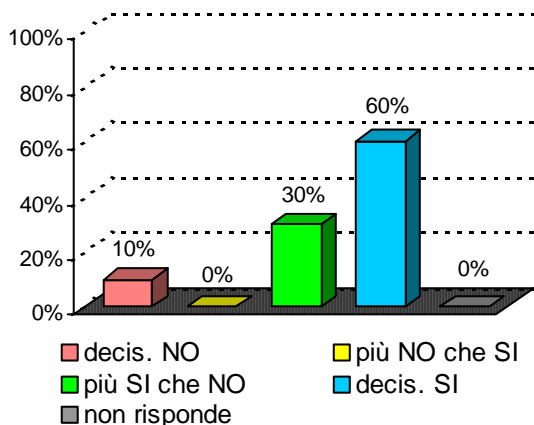


domanda 24 : adeguatezza locali e attrezz. per attività integrative

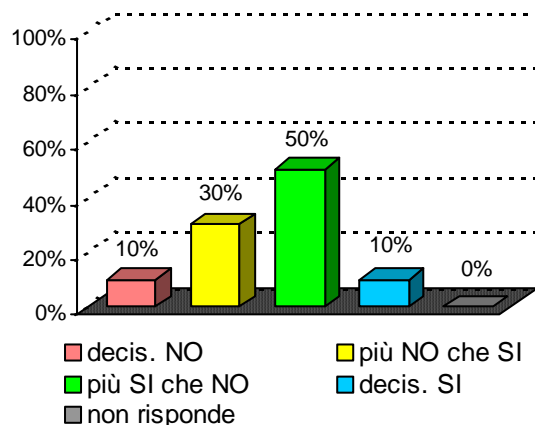


**Didattica e Soddisfazione**

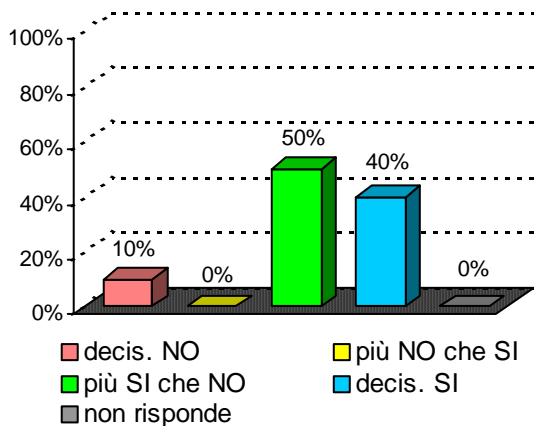
domanda 17 : sufficienza delle proprie conoscenze preliminari



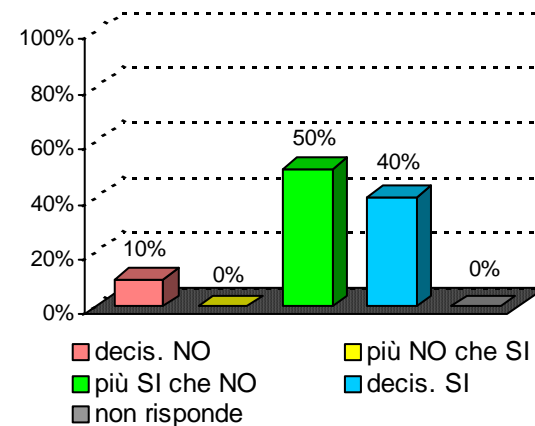
domanda 18 : stimolo suscitato dal docente per la disciplina



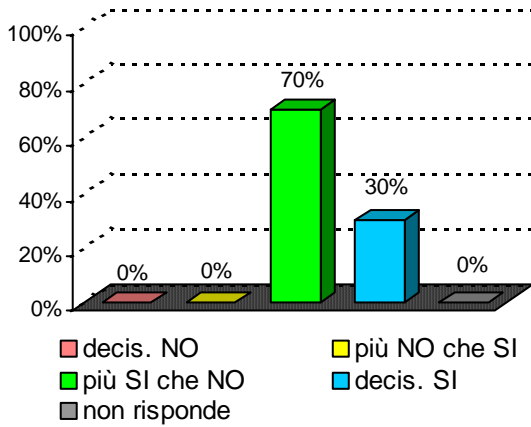
domanda 19 : chiarezza espositiva docente



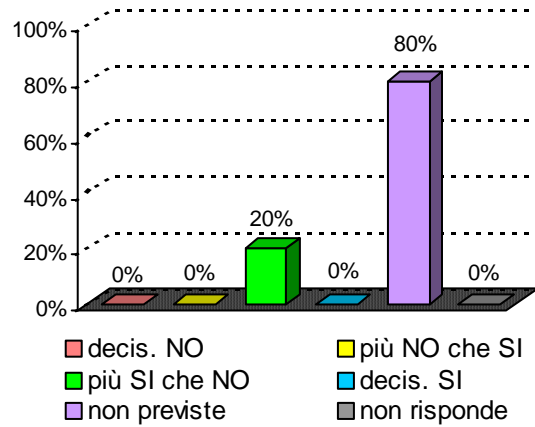
domanda 20 : proporzione tra crediti e carico studio



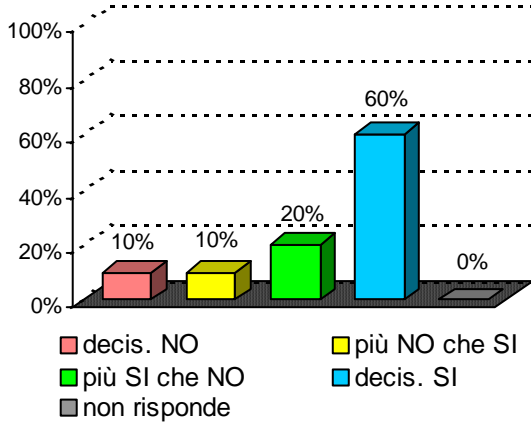
domanda 21 : adeguatezza materiale didattico



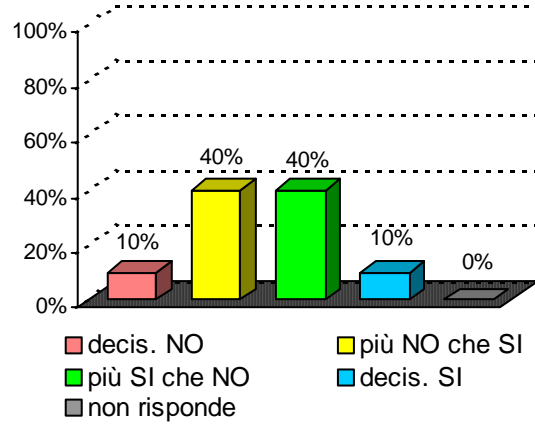
domanda 22 : utilità delle attività didattiche integrative



domanda 25 : interesse per argomenti della disciplina



domanda 26 : soddisfazione complessiva



**Sintesi delle valutazioni (domande qualitative) dell'insegnamento confrontate con quelle del rispettivo Corso di Studi e del Dipartimento di afferenza**

Valutazione dell' insegnamento con codice : **31681**

| domanda | decis. NO | più NO che SI | più SI che NO | decis. SI | non previste | non risponde |
|---------|-----------|---------------|---------------|-----------|--------------|--------------|
| 14      | 30%       | 40%           | 30%           | 0%        |              | 0%           |
| 15      | 0%        | 0%            | 60%           | 40%       |              | 0%           |
| 16      | 0%        | 10%           | 40%           | 40%       |              | 10%          |
| 17      | 10%       | 0%            | 30%           | 60%       |              | 0%           |
| 18      | 10%       | 30%           | 50%           | 10%       |              | 0%           |
| 19      | 10%       | 0%            | 50%           | 40%       |              | 0%           |
| 20      | 10%       | 0%            | 50%           | 40%       |              | 0%           |
| 21      | 0%        | 0%            | 70%           | 30%       |              | 0%           |
| 22      | 0%        | 0%            | 20%           | 0%        | 80%          | 0%           |
| 25      | 10%       | 10%           | 20%           | 60%       |              | 0%           |
| 26      | 10%       | 40%           | 40%           | 10%       |              | 0%           |

Valutazione del corso di laurea :

**Archeologia**

classe : **LM-2**

sede didattica : **CATANIA**

| domanda | decis. NO | più NO che SI | più SI che NO | decis. SI | non previste | non risponde |
|---------|-----------|---------------|---------------|-----------|--------------|--------------|
| 14      | 4%        | 13%           | 41%           | 40%       |              | 1%           |
| 15      | 1%        | 5%            | 36%           | 58%       |              | 1%           |
| 16      | 1%        | 6%            | 33%           | 59%       |              | 3%           |
| 17      | 4%        | 10%           | 48%           | 37%       |              | 1%           |
| 18      | 3%        | 6%            | 37%           | 55%       |              | 0%           |
| 19      | 1%        | 3%            | 35%           | 61%       |              | 1%           |
| 20      | 2%        | 5%            | 49%           | 43%       |              | 2%           |
| 21      | 2%        | 6%            | 48%           | 42%       |              | 3%           |
| 22      | 4%        | 2%            | 21%           | 28%       | 42%          | 4%           |
| 25      | 4%        | 6%            | 32%           | 57%       |              | 1%           |
| 26      | 3%        | 10%           | 34%           | 52%       |              | 2%           |

Valutazione del Dipart. : **Scienze Umanistiche**

| domanda | decis. NO | più NO che SI | più SI che NO | decis. SI | non previste | non risponde |
|---------|-----------|---------------|---------------|-----------|--------------|--------------|
| 14      | 6%        | 17%           | 38%           | 37%       |              | 1%           |
| 15      | 2%        | 7%            | 32%           | 58%       |              | 1%           |
| 16      | 2%        | 6%            | 35%           | 56%       |              | 2%           |
| 17      | 4%        | 12%           | 50%           | 33%       |              | 1%           |
| 18      | 4%        | 9%            | 37%           | 49%       |              | 1%           |
| 19      | 3%        | 8%            | 35%           | 53%       |              | 1%           |
| 20      | 6%        | 13%           | 45%           | 35%       |              | 1%           |
| 21      | 2%        | 9%            | 48%           | 40%       |              | 1%           |
| 22      | 3%        | 7%            | 19%           | 17%       | 48%          | 6%           |
| 25      | 2%        | 5%            | 31%           | 61%       |              | 1%           |
| 26      | 4%        | 10%           | 39%           | 47%       |              | 1%           |