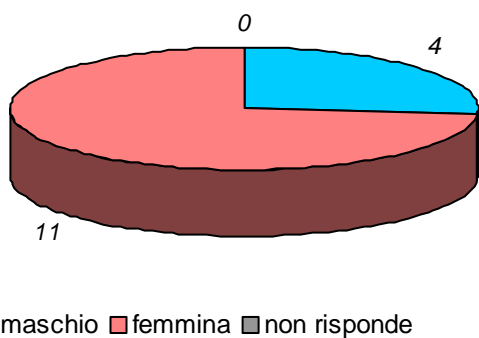


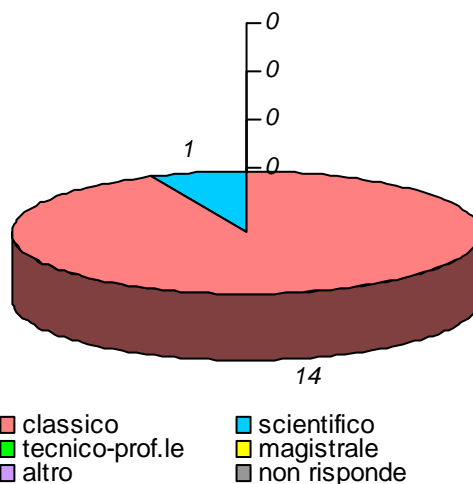
schede valide : 15 schede bianche : 0 schede nulle : 0

Informazioni degli studenti

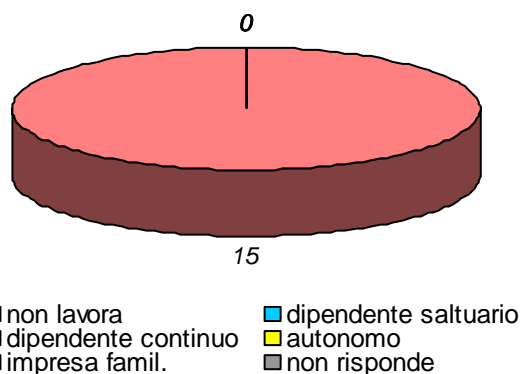
domanda 1: sesso



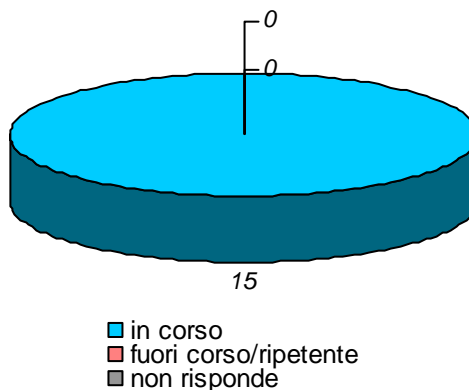
domanda 2: diploma scuola media sup.



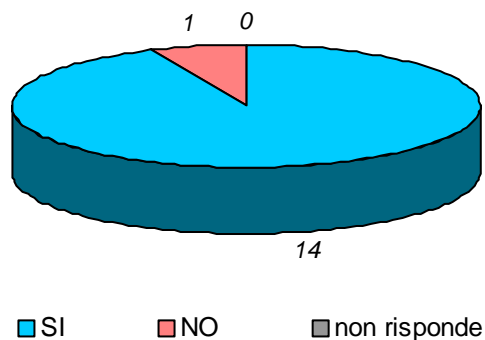
domanda 3: posizione lavorativa



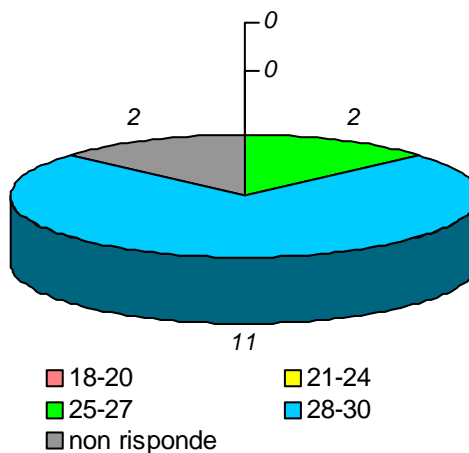
domanda 4: posizione universitaria



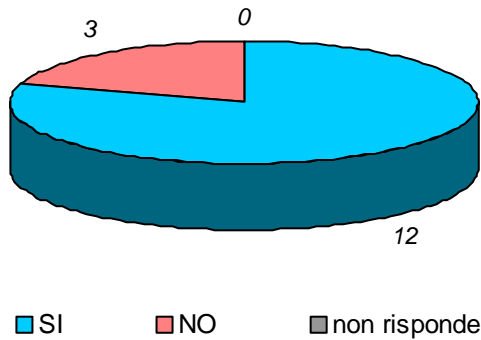
domanda 5: in regola con gli esami



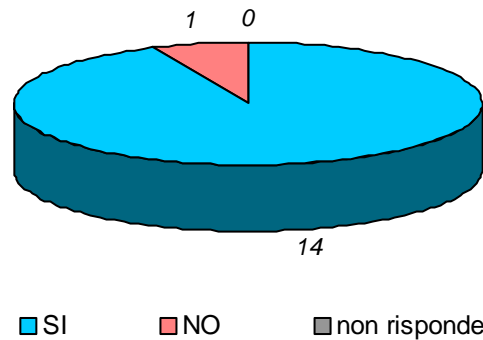
domanda 6: votazione media esami



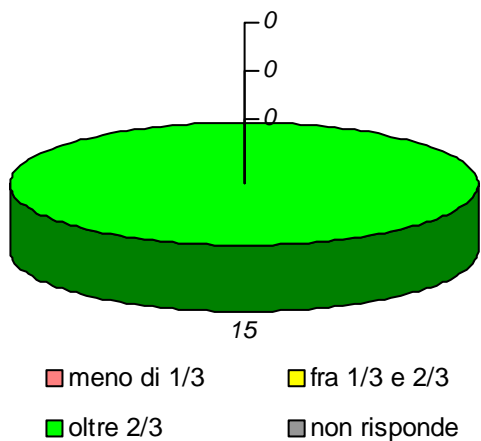
domanda 7: prima volta che affronta l'esame della disciplina



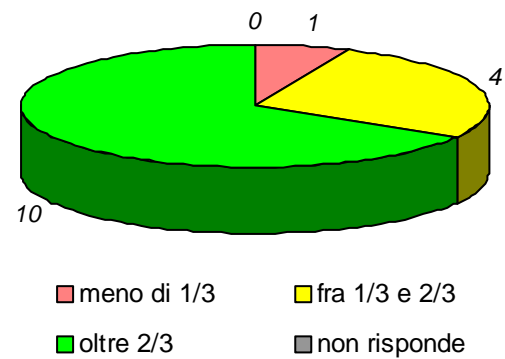
domanda 8: prima volta che segue la disciplina



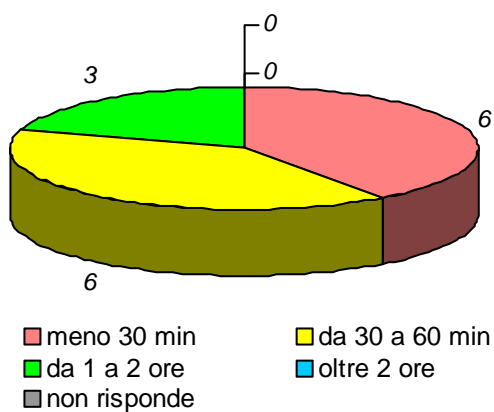
domanda 9: percentuale di frequenza della disciplina



domanda 10: percentuale di frequenza delle discipline del piano studi

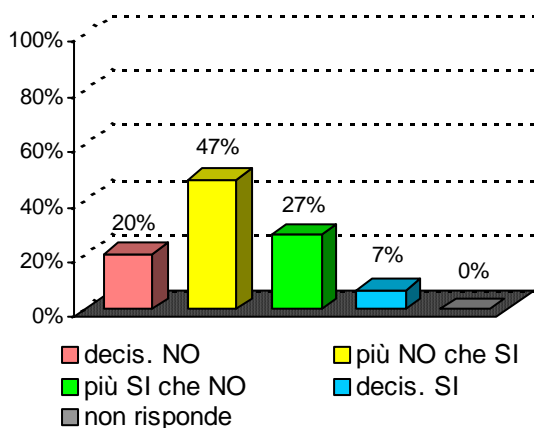


domanda 11: tempo medio per raggiungere l'Università

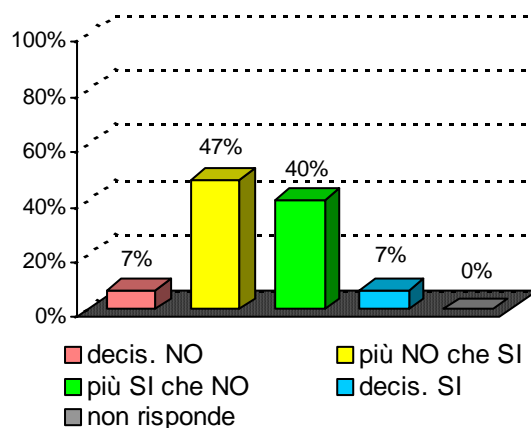


Organizzazione e Infrastrutture

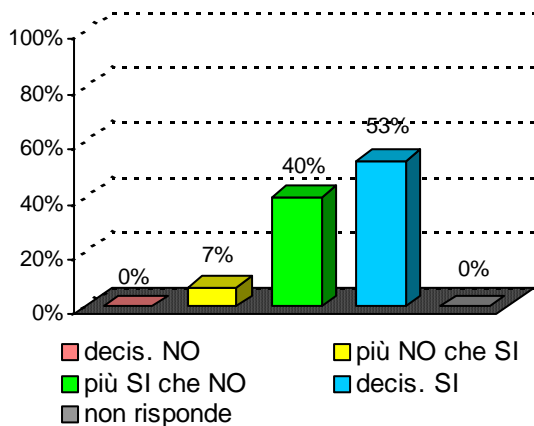
domanda 12 : accettabilità carico studio totale



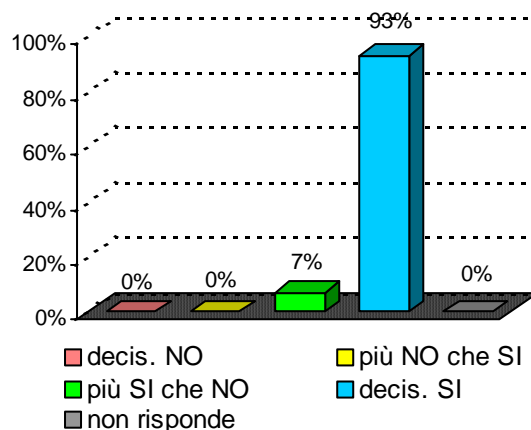
domanda 13 : accettabilità organizzazione complessiva



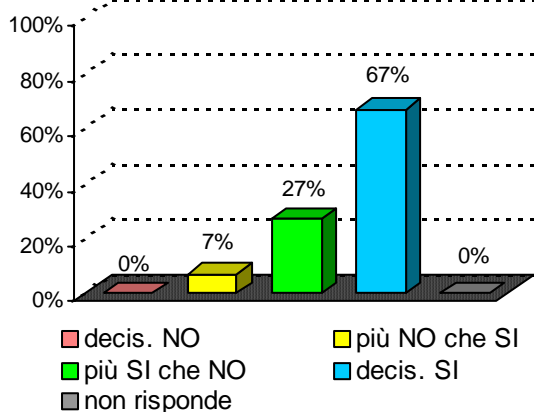
domanda 14 : chiarezza definizione modalità esame

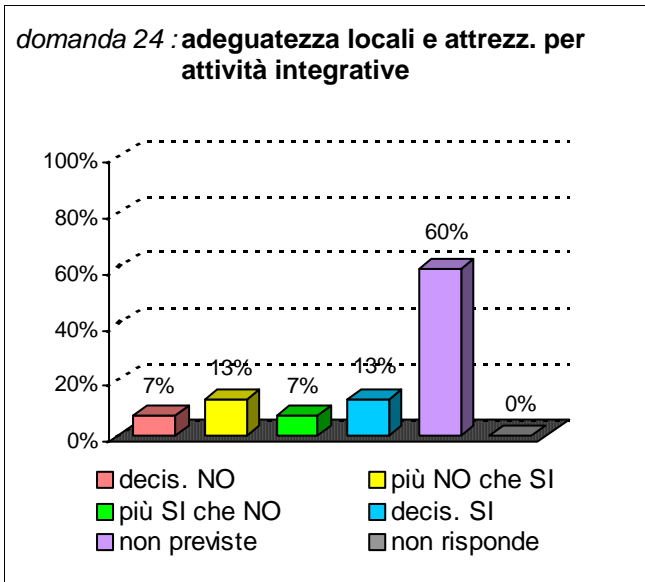
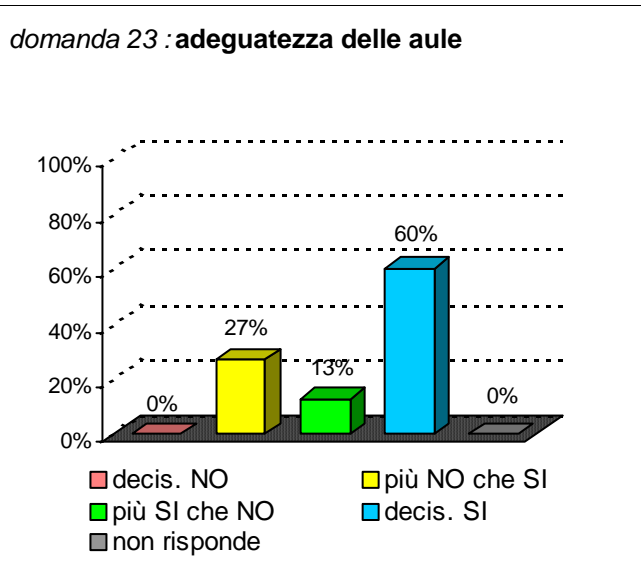


domanda 15 : rispetto orari svolgimento didattica

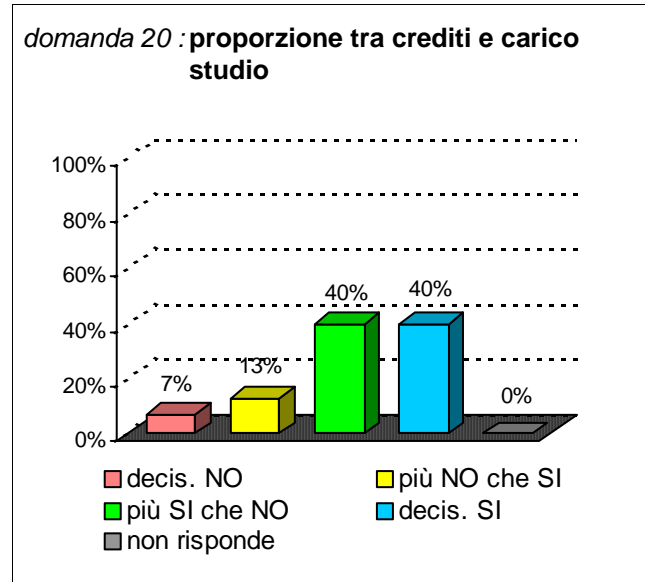
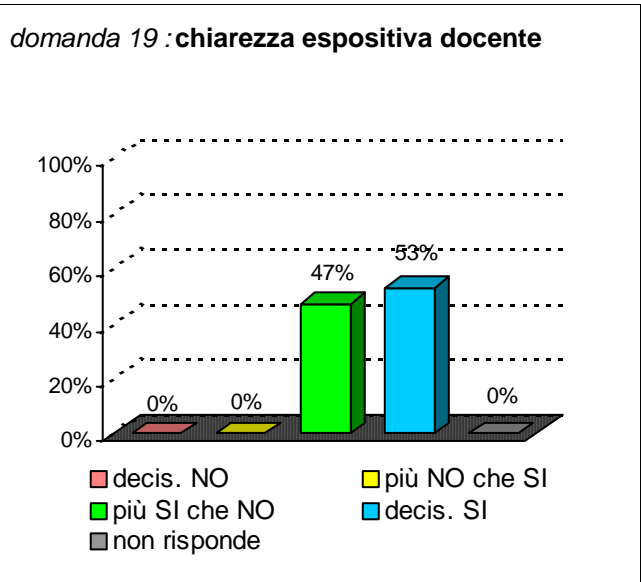
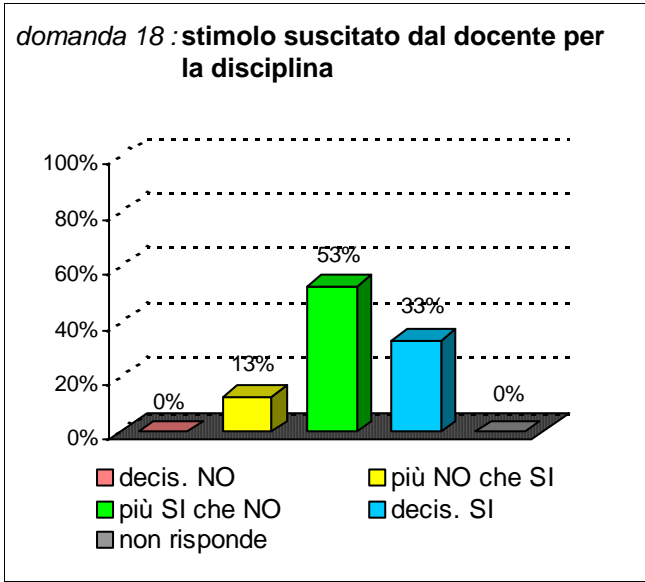
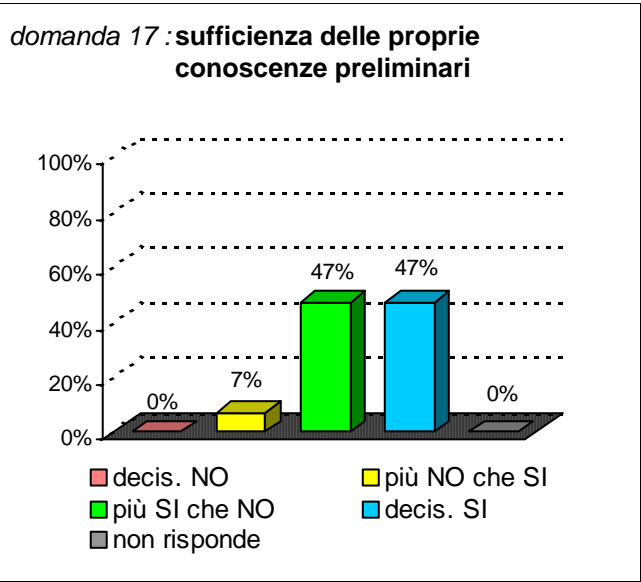


domanda 16 : reperibilità del docente

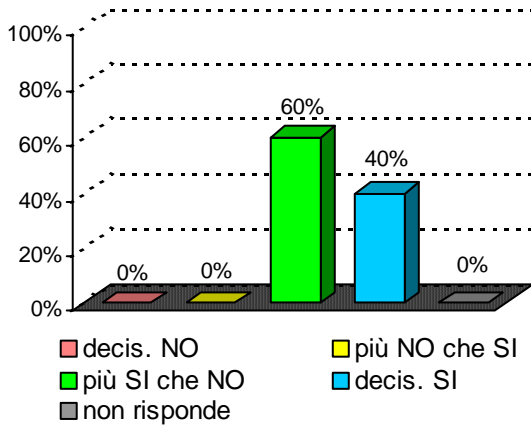




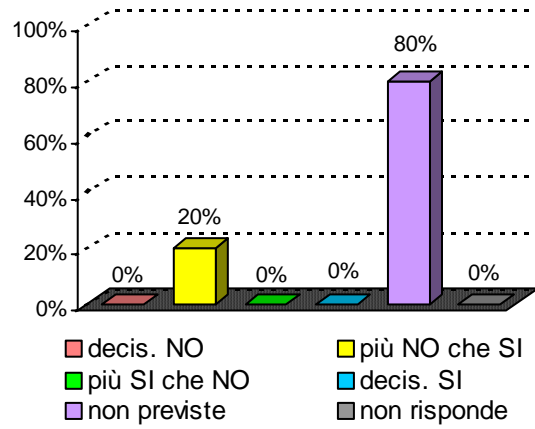
Didattica e Soddisfazione



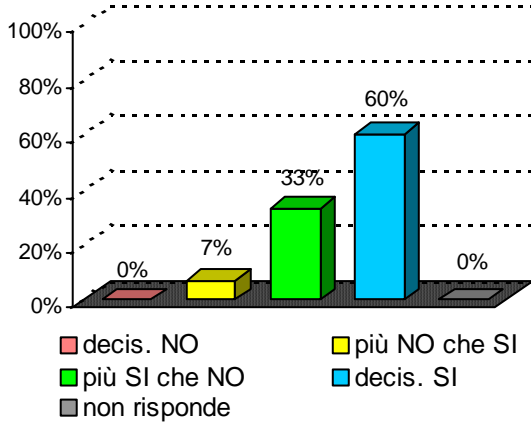
domanda 21 : adeguatezza materiale didattico



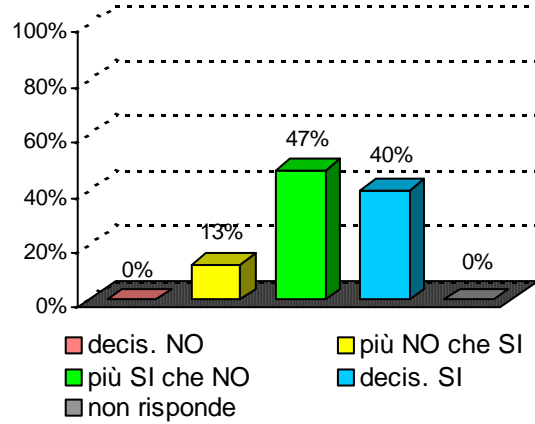
domanda 22 : utilità delle attività didattiche integrative



domanda 25 : interesse per argomenti della disciplina



domanda 26 : soddisfazione complessiva



Sintesi delle valutazioni (domande qualitative) dell'insegnamento confrontate con quelle del rispettivo Corso di Studi e del Dipartimento di afferenza

Valutazione dell' insegnamento con codice : 31853

domanda	decis. NO	più NO che SI	più SI che NO	decis. SI	non previste	non risponde
14	0%	7%	40%	53%		0%
15	0%	0%	7%	93%		0%
16	0%	7%	27%	67%		0%
17	0%	7%	47%	47%		0%
18	0%	13%	53%	33%		0%
19	0%	0%	47%	53%		0%
20	7%	13%	40%	40%		0%
21	0%	0%	60%	40%		0%
22	0%	20%	0%	0%	80%	0%
25	0%	7%	33%	60%		0%
26	0%	13%	47%	40%		0%

Valutazione del corso di laurea :

Filologia classica

classe : **LM-15**

sede didattica : **CATANIA**

domanda	decis. NO	più NO che SI	più SI che NO	decis. SI	non previste	non risponde
14	1%	7%	42%	50%		0%
15	3%	4%	18%	75%		1%
16	1%	2%	26%	70%		1%
17	1%	8%	50%	41%		0%
18	1%	7%	39%	53%		0%
19	2%	9%	33%	55%		1%
20	9%	8%	47%	36%		0%
21	2%	4%	49%	45%		1%
22	1%	6%	15%	11%	65%	2%
25	2%	6%	29%	62%		1%
26	3%	8%	32%	56%		1%

Valutazione del Dipart. : **Scienze Umanistiche**

domanda	decis. NO	più NO che SI	più SI che NO	decis. SI	non previste	non risponde
14	6%	17%	38%	37%		1%
15	2%	7%	32%	58%		1%
16	2%	6%	35%	56%		2%
17	4%	12%	50%	33%		1%
18	4%	9%	37%	49%		1%
19	3%	8%	35%	53%		1%
20	6%	13%	45%	35%		1%
21	2%	9%	48%	40%		1%
22	3%	7%	19%	17%	48%	6%
25	2%	5%	31%	61%		1%
26	4%	10%	39%	47%		1%