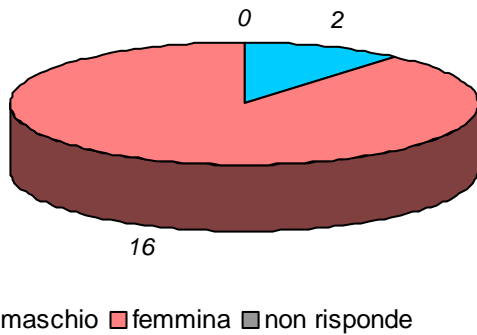


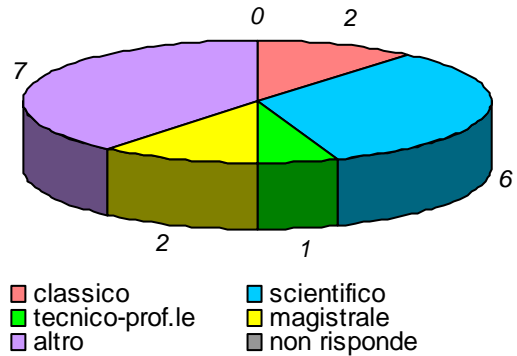
schede valide : 18 schede bianche : 0 schede nulle : 0

Informazioni degli studenti

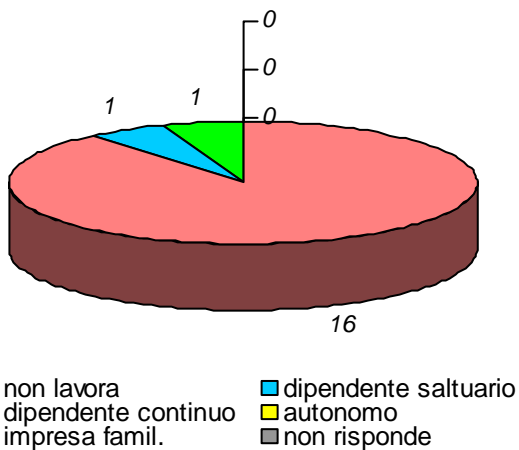
domanda 1: sesso



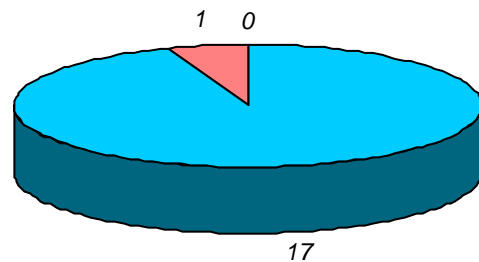
domanda 2: diploma scuola media sup.



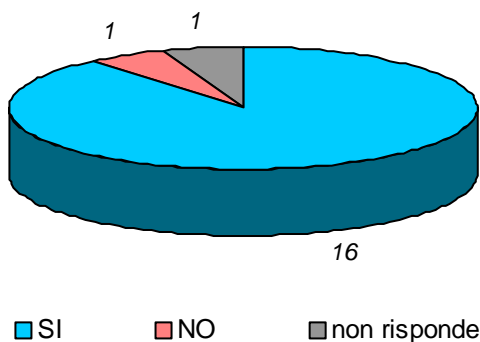
domanda 3: posizione lavorativa



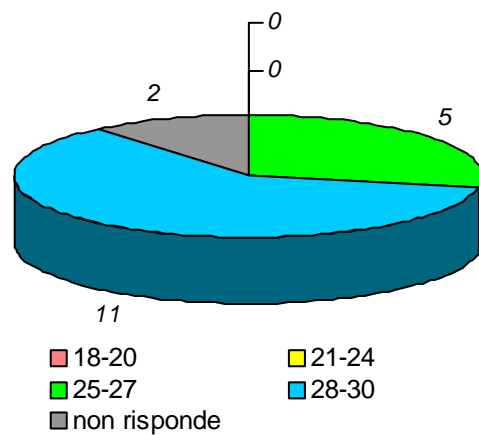
domanda 4: posizione universitaria



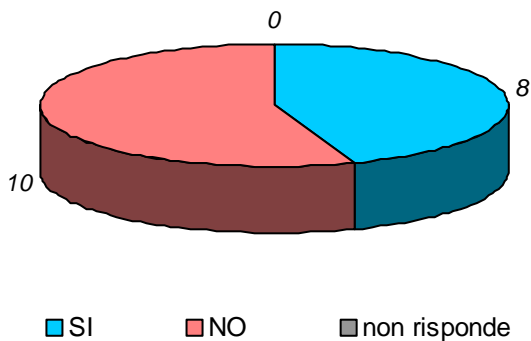
domanda 5: in regola con gli esami



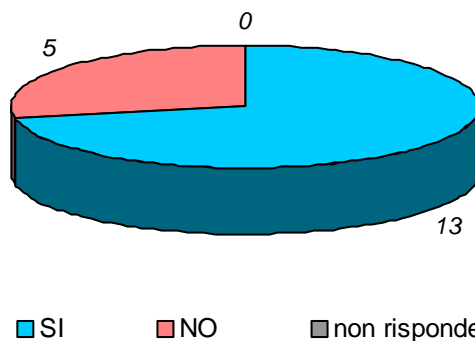
domanda 6: votazione media esami



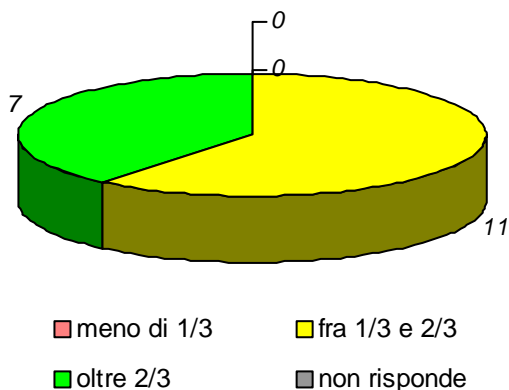
domanda 7: prima volta che affronta l'esame della disciplina



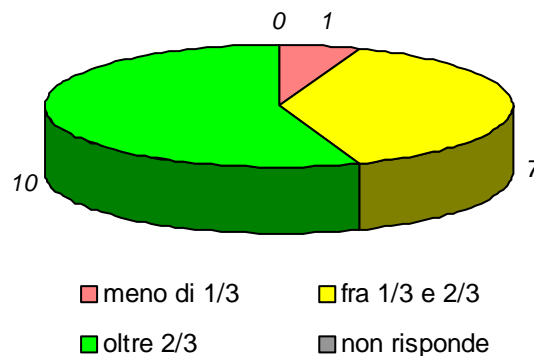
domanda 8: prima volta che segue la disciplina



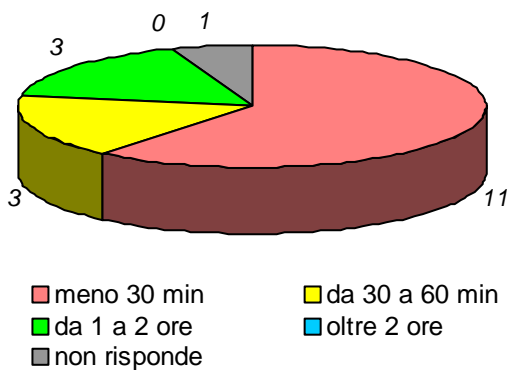
domanda 9: percentuale di frequenza della disciplina



domanda 10: percentuale di frequenza delle discipline del piano studi

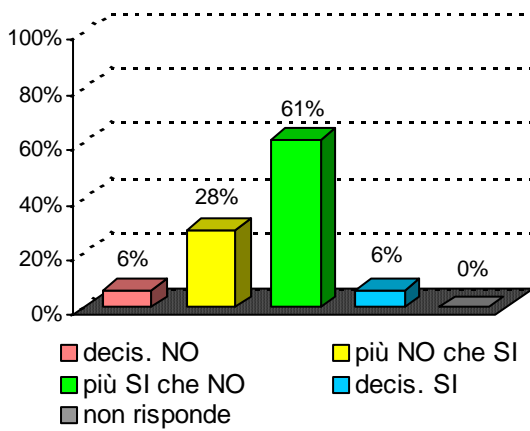


domanda 11: tempo medio per raggiungere l'Università

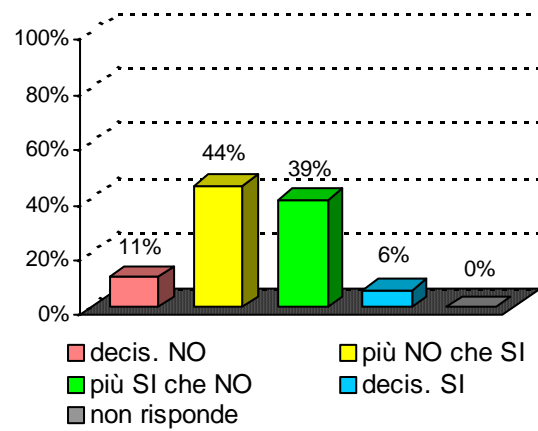


Organizzazione e Infrastrutture

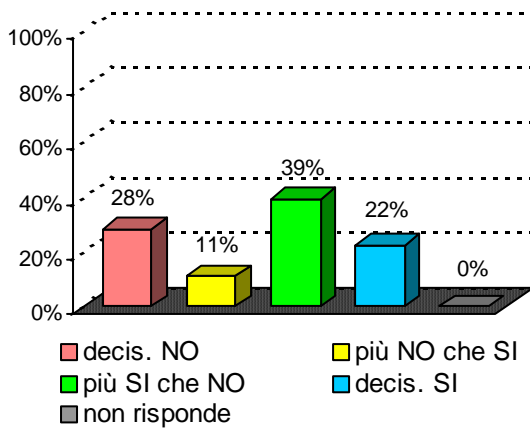
domanda 12 : accettabilità carico studio totale



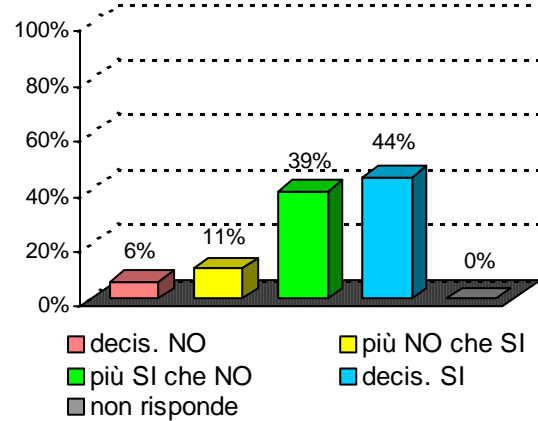
domanda 13 : accettabilità organizzazione complessiva



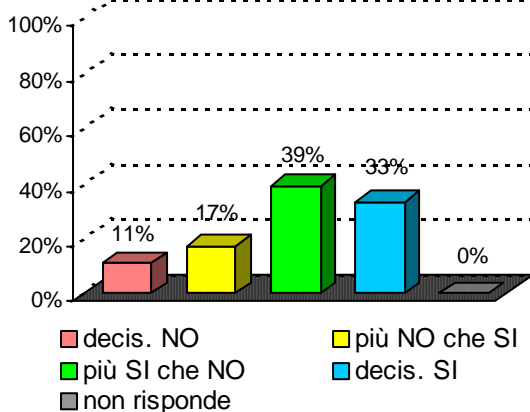
domanda 14 : chiarezza definizione modalità esame

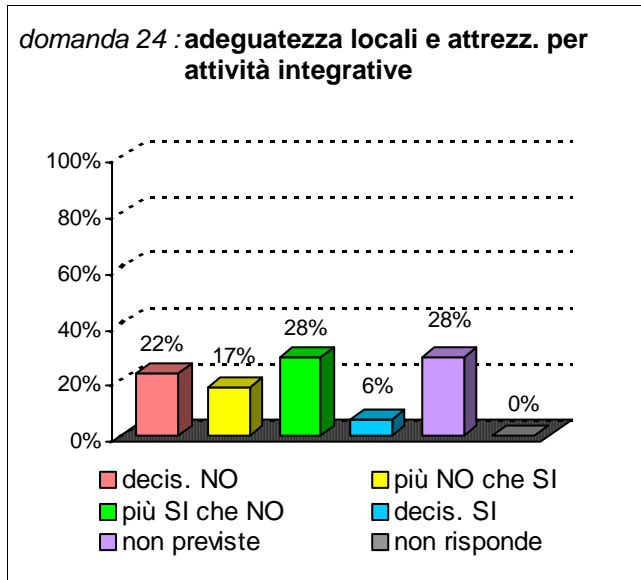
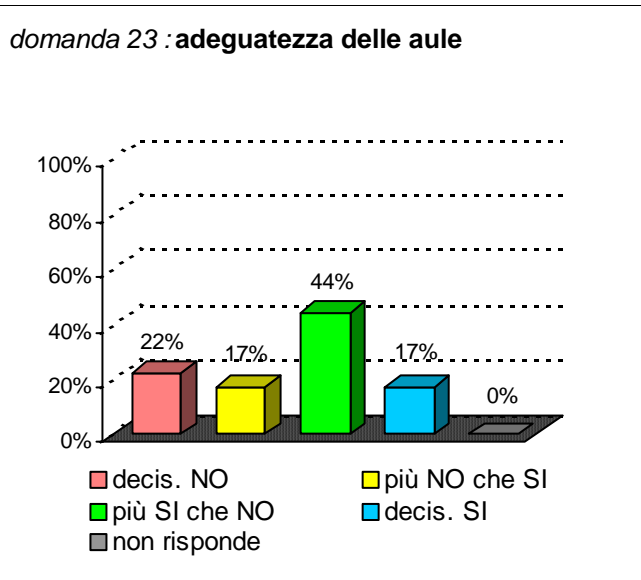


domanda 15 : rispetto orari svolgimento didattica

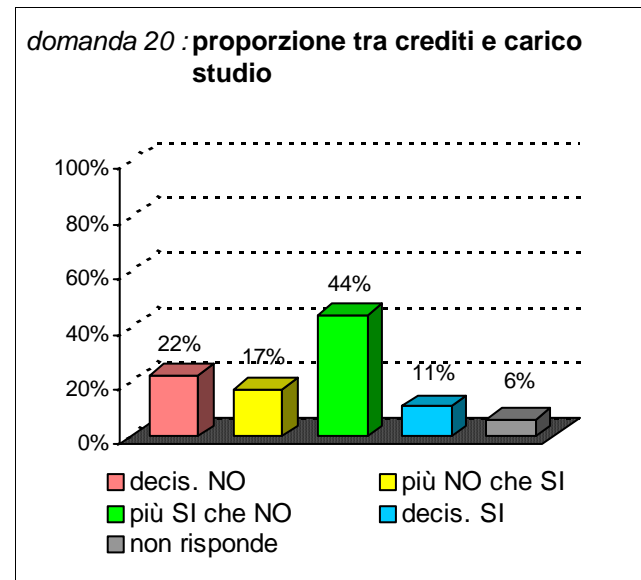
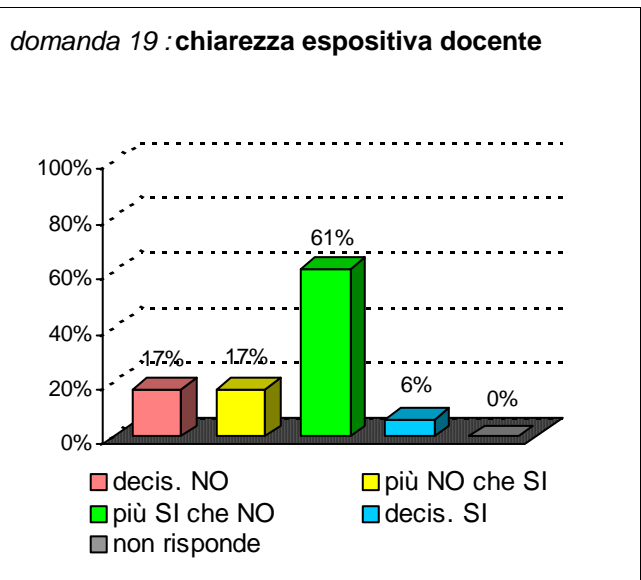
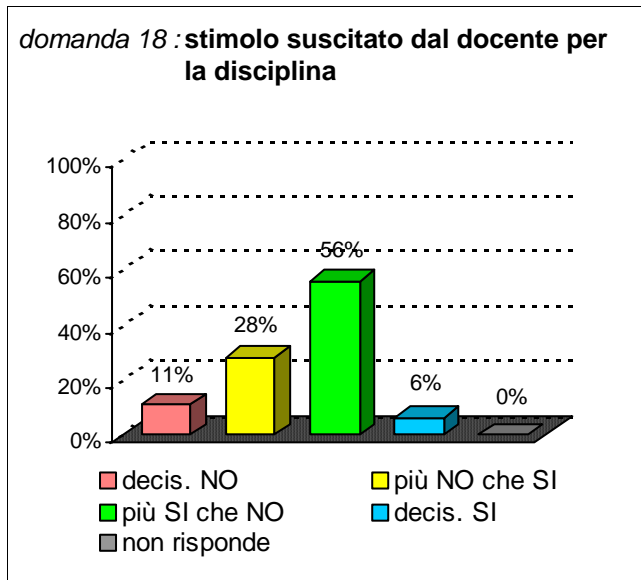
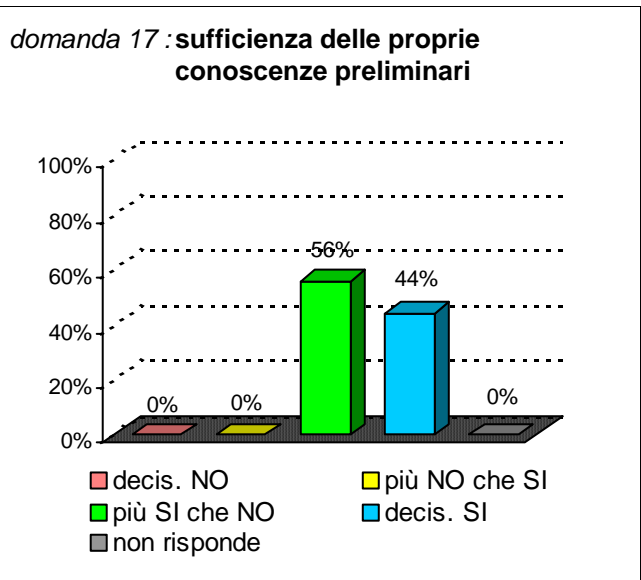


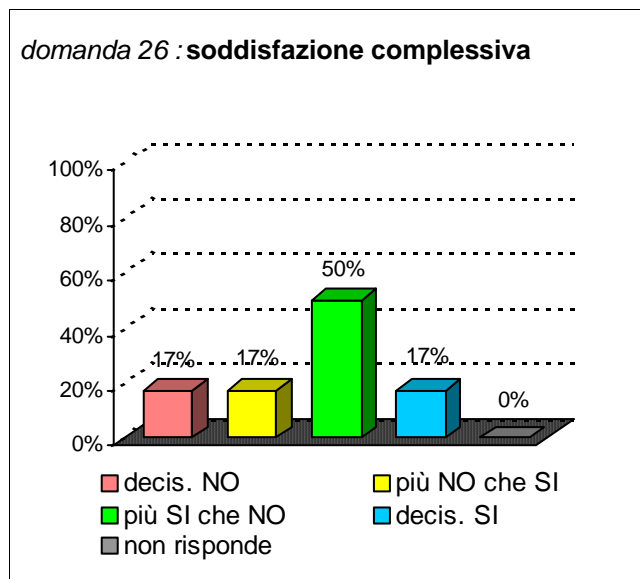
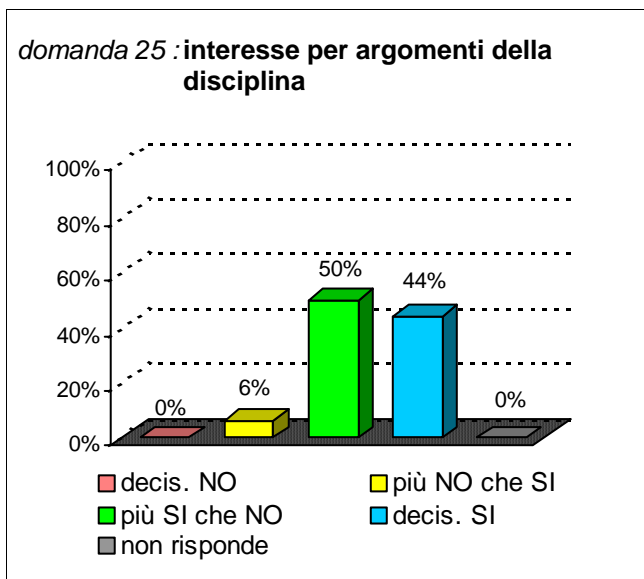
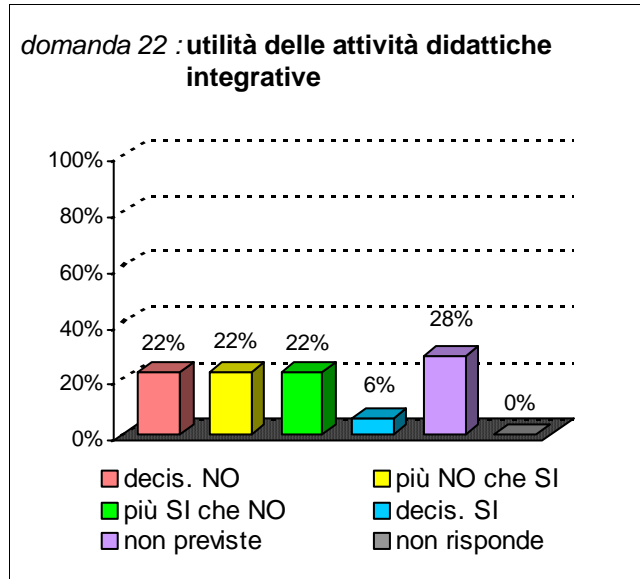
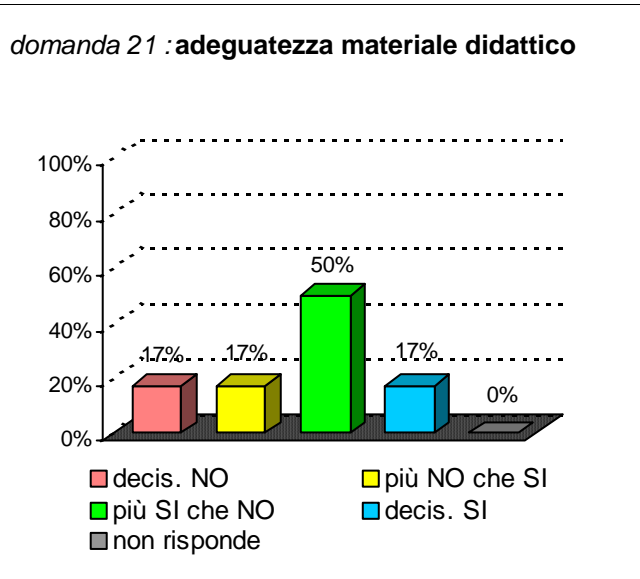
domanda 16 : reperibilità del docente





Didattica e Soddisfazione





Sintesi delle valutazioni (domande qualitative) dell'insegnamento confrontate con quelle del rispettivo Corso di Studi e del Dipartimento di afferenza

Valutazione dell' insegnamento con codice : 30174

domanda	decis. NO	più NO che SI	più SI che NO	decis. SI	non previste	non risponde
14	28%	11%	39%	22%		0%
15	6%	11%	39%	44%		0%
16	11%	17%	39%	33%		0%
17	0%	0%	56%	44%		0%
18	11%	28%	56%	6%		0%
19	17%	17%	61%	6%		0%
20	22%	17%	44%	11%		6%
21	17%	17%	50%	17%		0%
22	22%	22%	22%	6%	28%	0%
25	0%	6%	50%	44%		0%
26	17%	17%	50%	17%		0%

Valutazione del corso di laurea :

Lingue e culture europee ed extraeuropee

classe : LM-37

sede didattica : CATANIA

domanda	decis. NO	più NO che SI	più SI che NO	decis. SI	non previste	non risponde
14	5%	13%	39%	42%		1%
15	1%	4%	27%	67%		1%
16	1%	5%	30%	64%		1%
17	1%	8%	51%	40%		0%
18	5%	11%	35%	49%		0%
19	2%	8%	30%	59%		1%
20	7%	14%	42%	36%		1%
21	2%	8%	45%	44%		1%
22	4%	11%	19%	23%	40%	3%
25	2%	5%	30%	63%		0%
26	3%	12%	38%	48%		0%

Valutazione del Dipart. : Scienze Umanistiche

domanda	decis. NO	più NO che SI	più SI che NO	decis. SI	non previste	non risponde
14	6%	17%	38%	37%		1%
15	2%	7%	32%	58%		1%
16	2%	6%	35%	56%		2%
17	4%	12%	50%	33%		1%
18	4%	9%	37%	49%		1%
19	3%	8%	35%	53%		1%
20	6%	13%	45%	35%		1%
21	2%	9%	48%	40%		1%
22	3%	7%	19%	17%	48%	6%
25	2%	5%	31%	61%		1%
26	4%	10%	39%	47%		1%