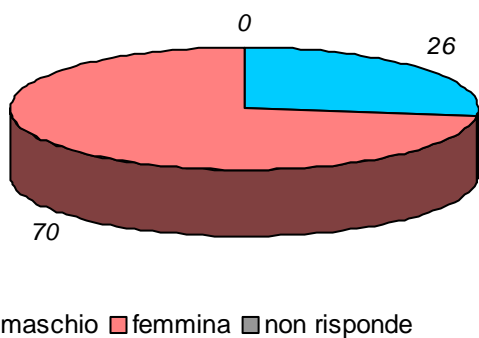


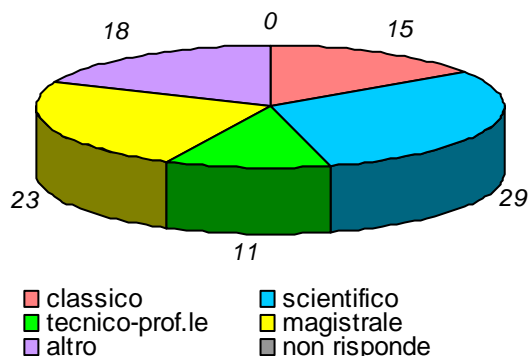
schede valide : 96 schede bianche : 0 schede nulle : 0

Informazioni degli studenti

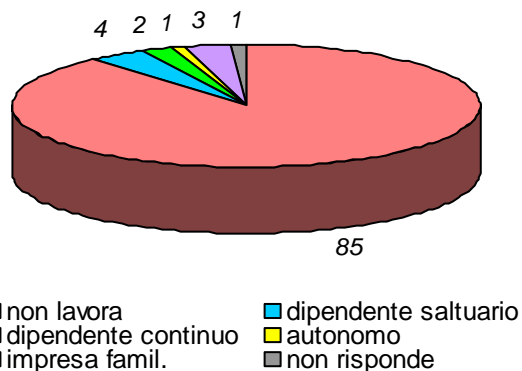
domanda 1: sesso



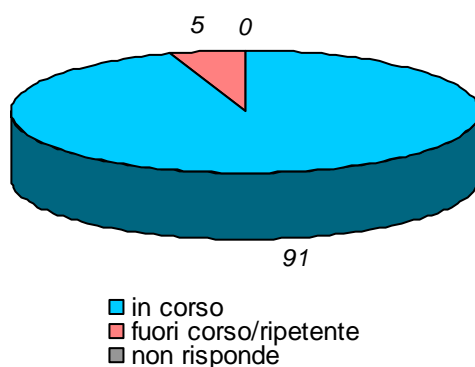
domanda 2: diploma scuola media sup.



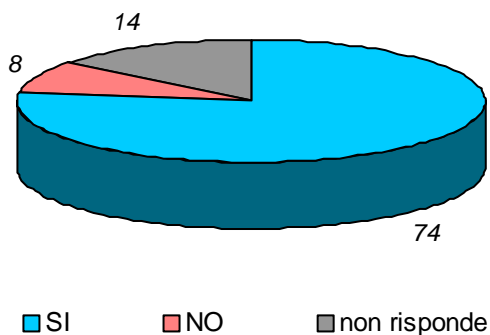
domanda 3: posizione lavorativa



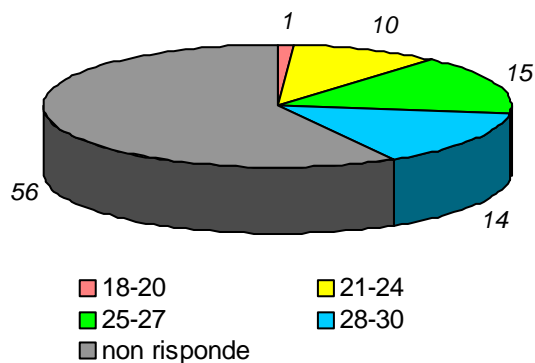
domanda 4: posizione universitaria



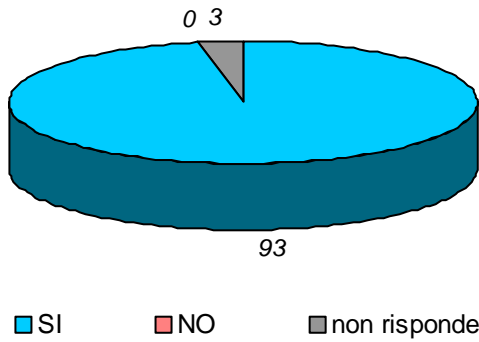
domanda 5: in regola con gli esami



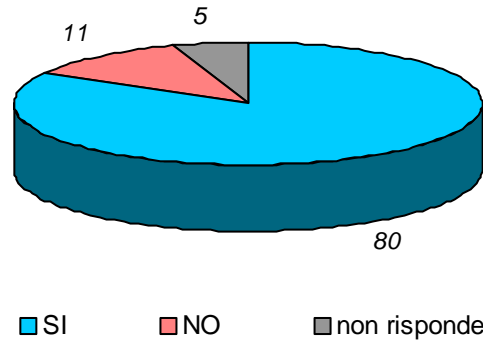
domanda 6: votazione media esami



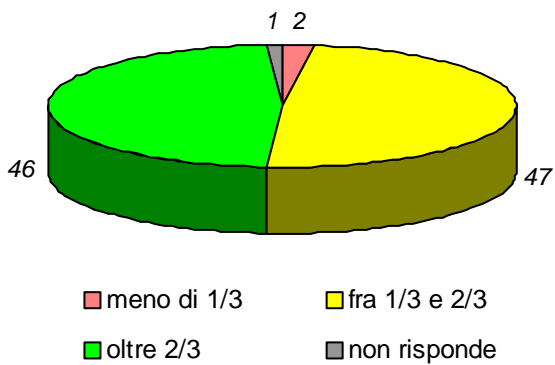
domanda 7: prima volta che affronta l'esame della disciplina



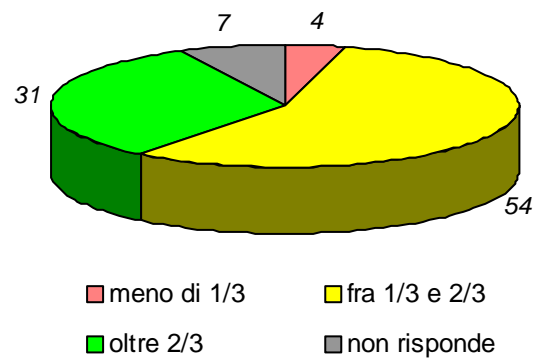
domanda 8: prima volta che segue la disciplina



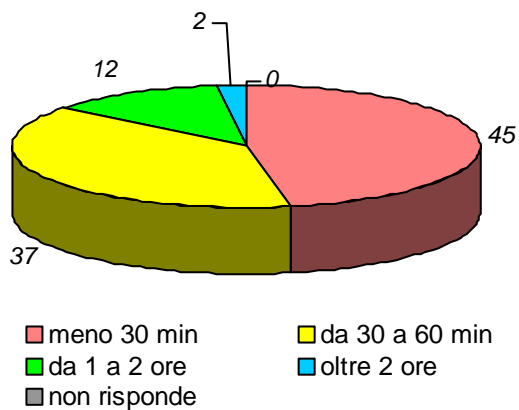
domanda 9: percentuale di frequenza della disciplina



domanda 10 : percentuale di frequenza delle discipline del piano studi

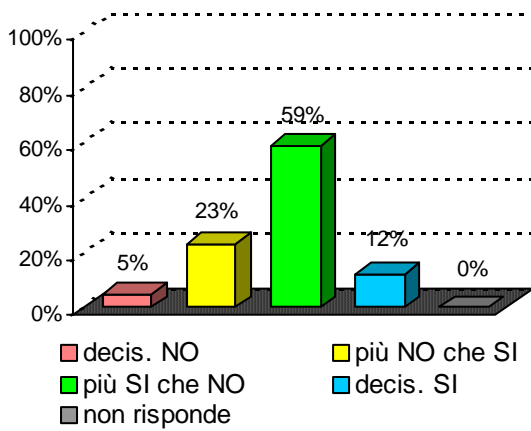


domanda 11 : tempo medio per raggiungere l'Università

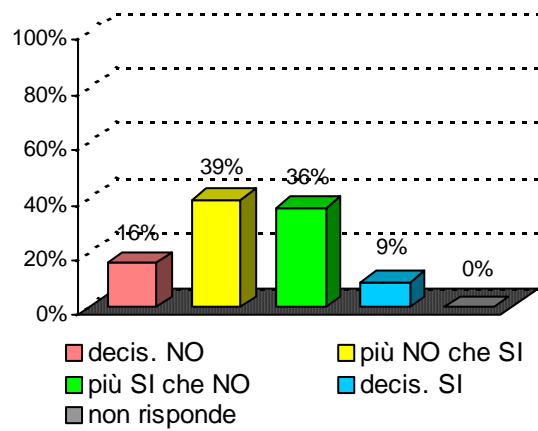


Organizzazione e Infrastrutture

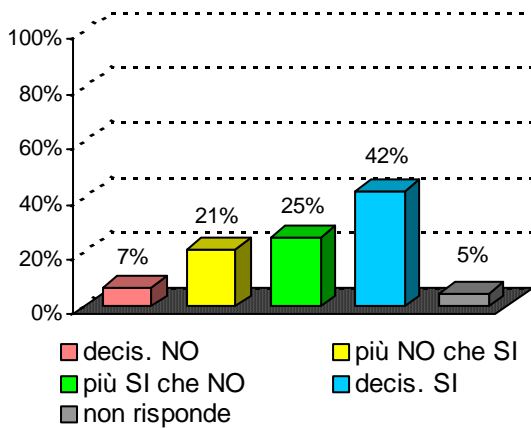
domanda 12 : accettabilità carico studio totale



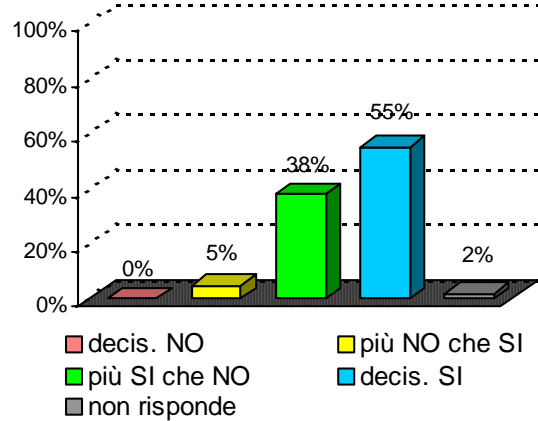
domanda 13 : accettabilità organizzazione complessiva



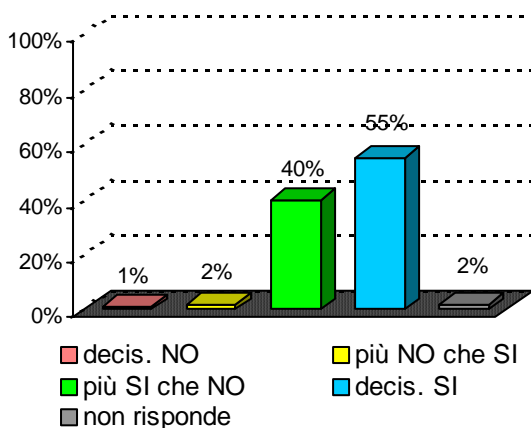
domanda 14 : chiarezza definizione modalità esame

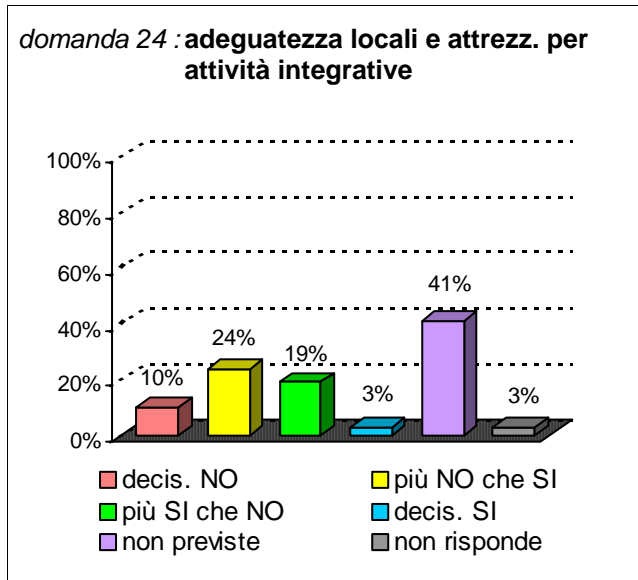
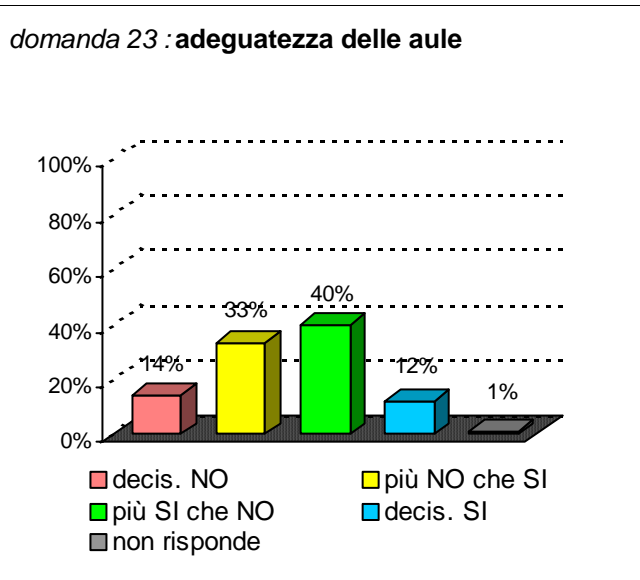


domanda 15 : rispetto orari svolgimento didattica

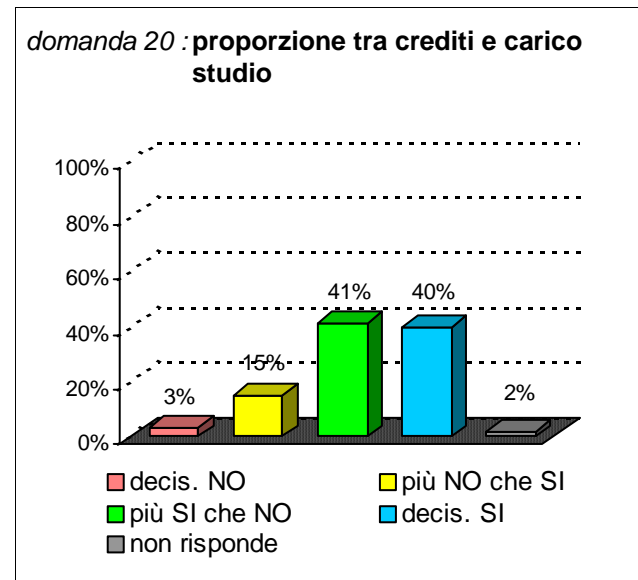
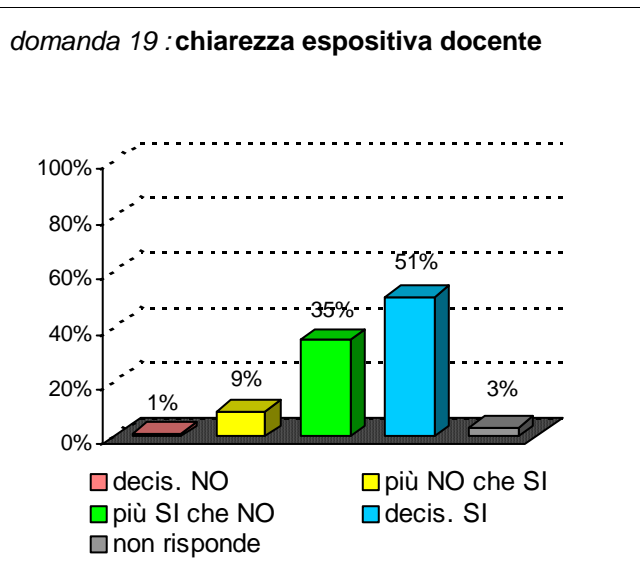
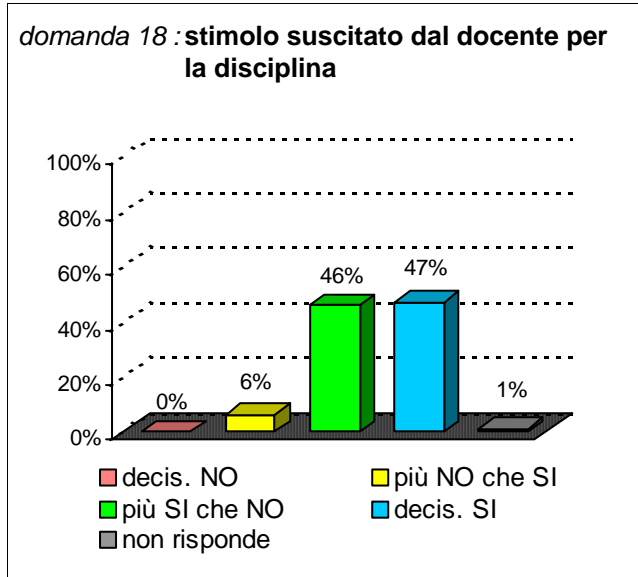
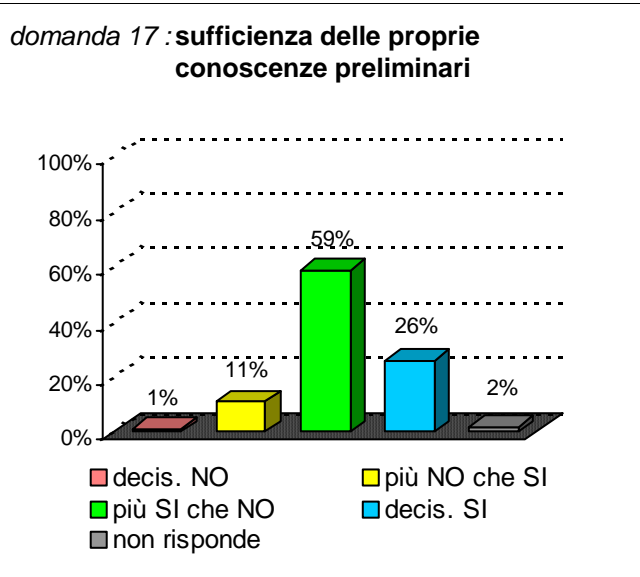


domanda 16 : reperibilità del docente

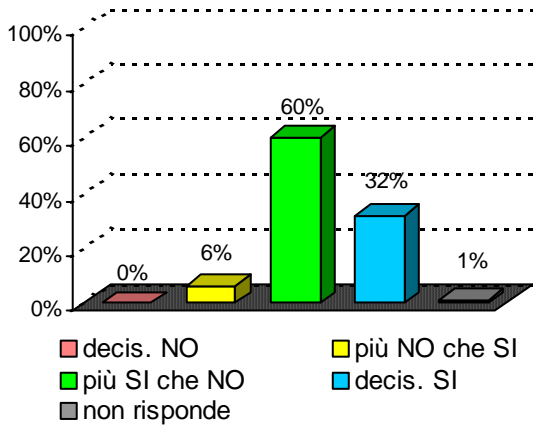




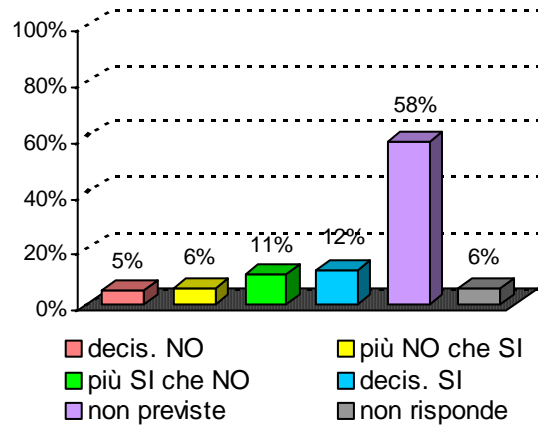
Didattica e Soddisfazione



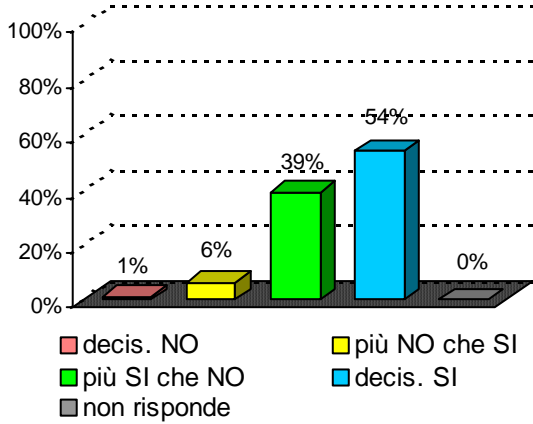
domanda 21 : adeguatezza materiale didattico



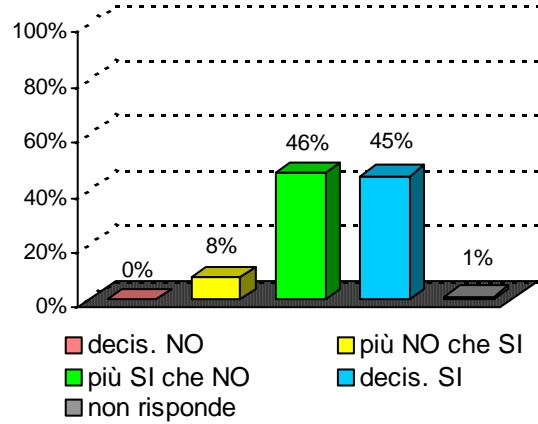
domanda 22 : utilità delle attività didattiche integrative



domanda 25 : interesse per argomenti della disciplina



domanda 26 : soddisfazione complessiva



Sintesi delle valutazioni (domande qualitative) dell'insegnamento confrontate con quelle del rispettivo Corso di Studi e del Dipartimento di afferenza

Valutazione dell' insegnamento con codice : **33582**

domanda	decis. NO	più NO che SI	più SI che NO	decis. SI	non previste	non risponde
14	7%	21%	25%	42%		5%
15	0%	5%	38%	55%		2%
16	1%	2%	40%	55%		2%
17	1%	11%	59%	26%		2%
18	0%	6%	46%	47%		1%
19	1%	9%	35%	51%		3%
20	3%	15%	41%	40%		2%
21	0%	6%	60%	32%		1%
22	5%	6%	11%	12%	58%	6%
25	1%	6%	39%	54%		0%
26	0%	8%	46%	45%		1%

Valutazione del corso di laurea :

Scienze e lingue per la comunicazione

classe : **L-20**

sede didattica : **CATANIA**

domanda	decis. NO	più NO che SI	più SI che NO	decis. SI	non previste	non risponde
14	4%	19%	32%	43%		2%
15	1%	5%	30%	63%		1%
16	0%	5%	39%	54%		1%
17	3%	15%	54%	27%		1%
18	1%	6%	38%	53%		1%
19	1%	4%	39%	55%		1%
20	4%	13%	39%	43%		1%
21	1%	5%	48%	46%		1%
22	3%	6%	18%	11%	55%	6%
25	1%	7%	35%	56%		1%
26	0%	6%	43%	50%		1%

Valutazione del Dipart. : **Scienze Umanistiche**

domanda	decis. NO	più NO che SI	più SI che NO	decis. SI	non previste	non risponde
14	6%	17%	38%	37%		1%
15	2%	7%	32%	58%		1%
16	2%	6%	35%	56%		2%
17	4%	12%	50%	33%		1%
18	4%	9%	37%	49%		1%
19	3%	8%	35%	53%		1%
20	6%	13%	45%	35%		1%
21	2%	9%	48%	40%		1%
22	3%	7%	19%	17%	48%	6%
25	2%	5%	31%	61%		1%
26	4%	10%	39%	47%		1%