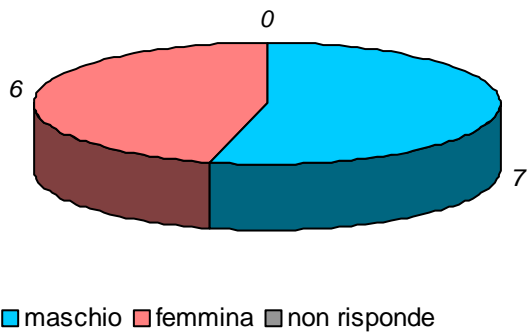


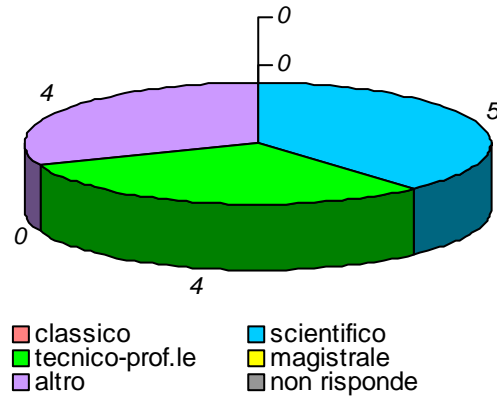
schede valide : 13    schede bianche : 0    schede nulle : 0

**Informazioni degli studenti**

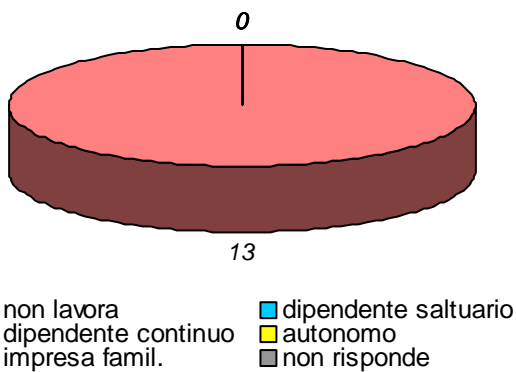
domanda 1: sesso



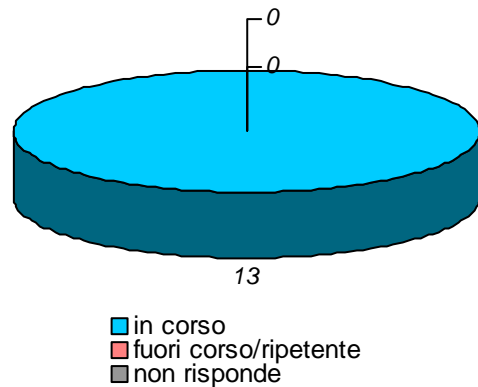
domanda 2: diploma scuola media sup.



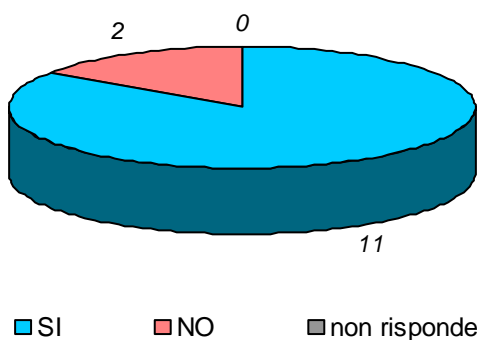
domanda 3: posizione lavorativa



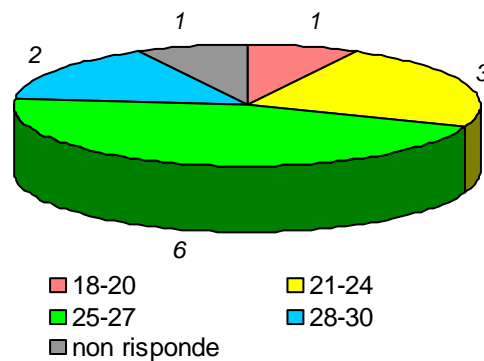
domanda 4: posizione universitaria



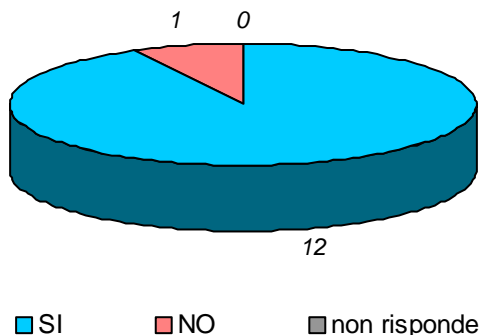
domanda 5: in regola con gli esami



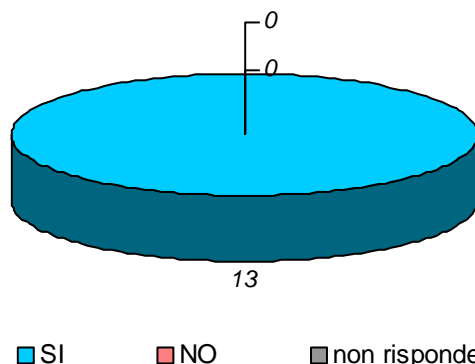
domanda 6: votazione media esami



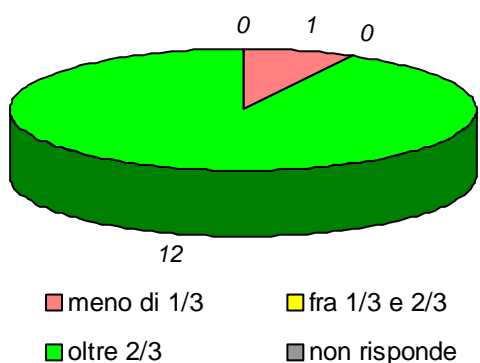
domanda 7: prima volta che affronta l'esame della disciplina



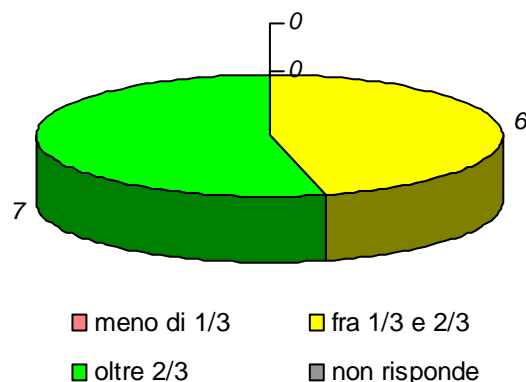
domanda 8: prima volta che segue la disciplina



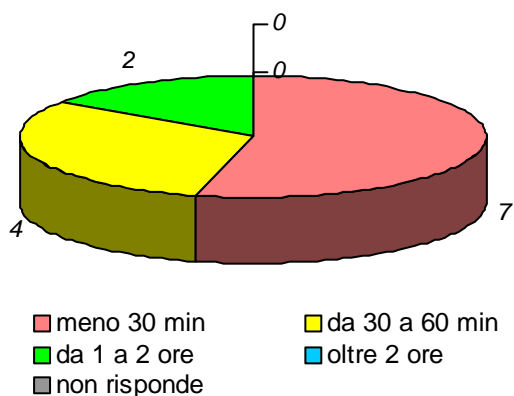
domanda 9: percentuale di frequenza della disciplina



domanda 10 : percentuale di frequenza delle discipline del piano studi

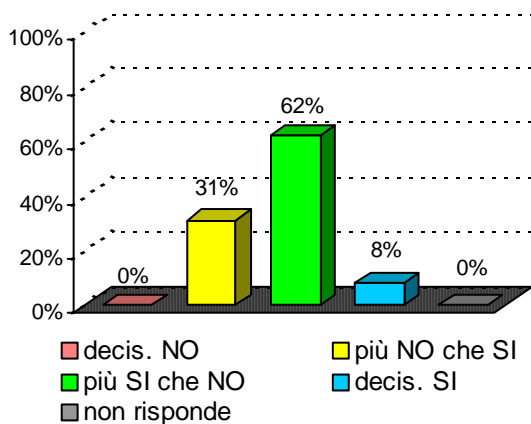


domanda 11 : tempo medio per raggiungere l'Università

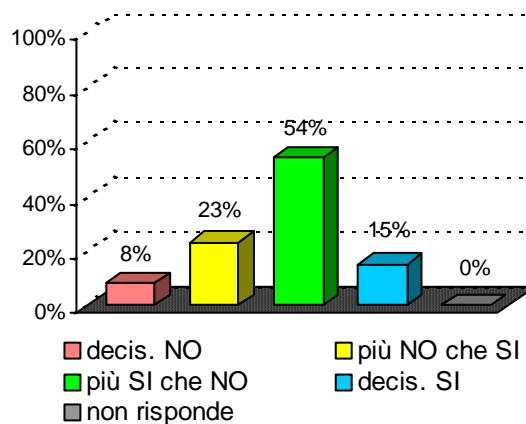


**Organizzazione e Infrastrutture**

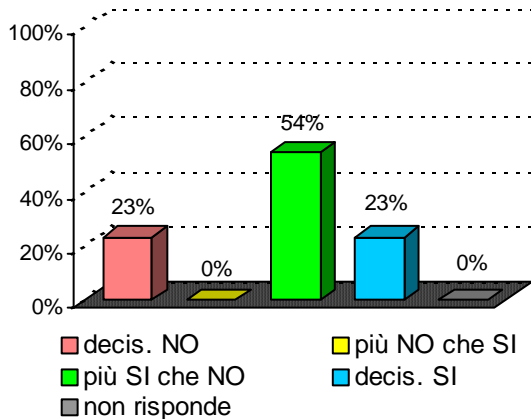
**domanda 12 : accettabilità carico studio totale**



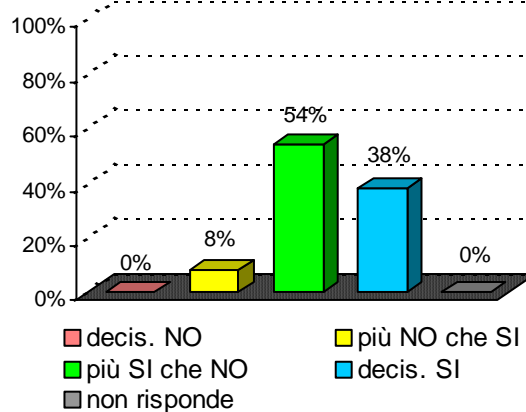
**domanda 13 : accettabilità organizzazione complessiva**



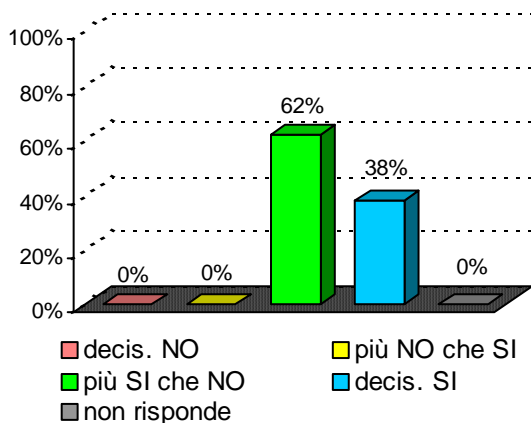
**domanda 14 : chiarezza definizione modalità esame**

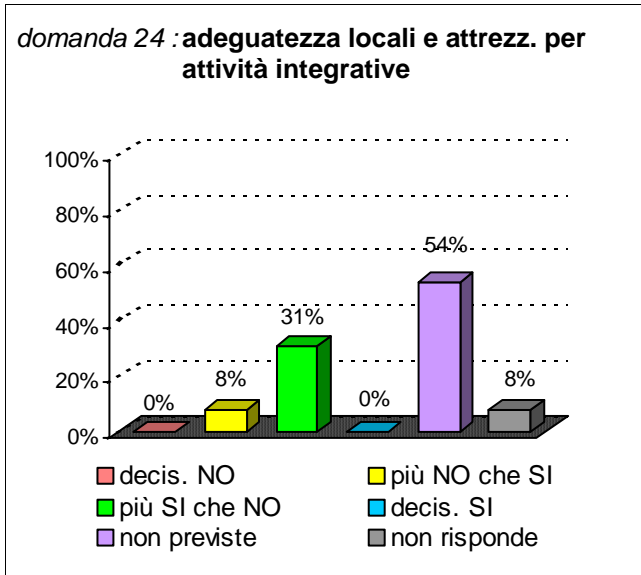
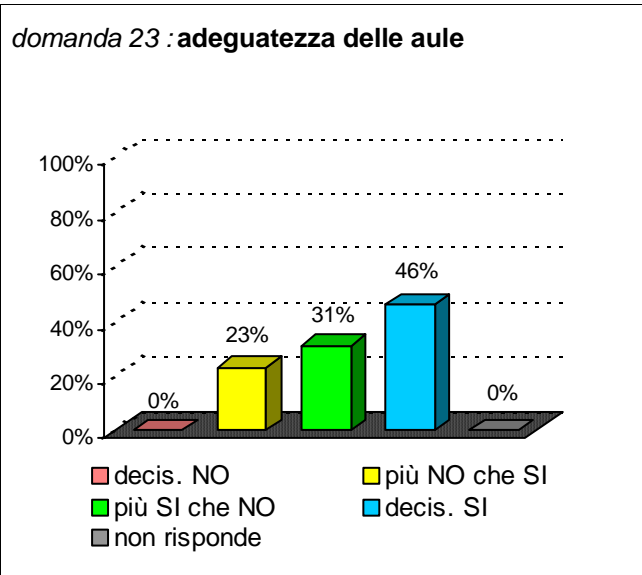


**domanda 15 : rispetto orari svolgimento didattica**

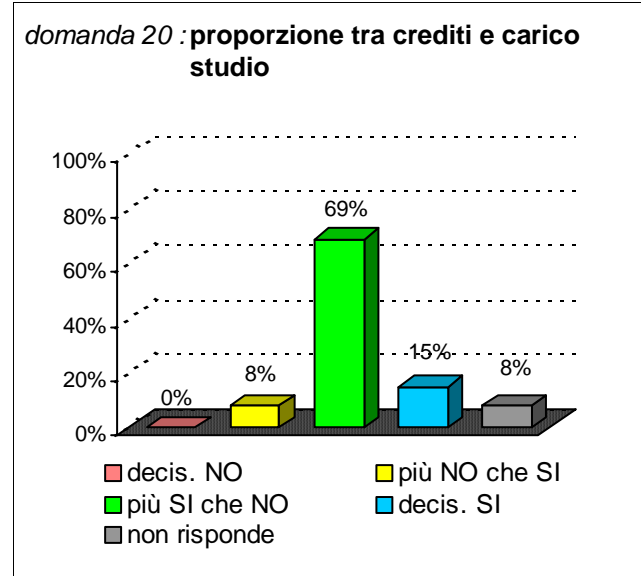
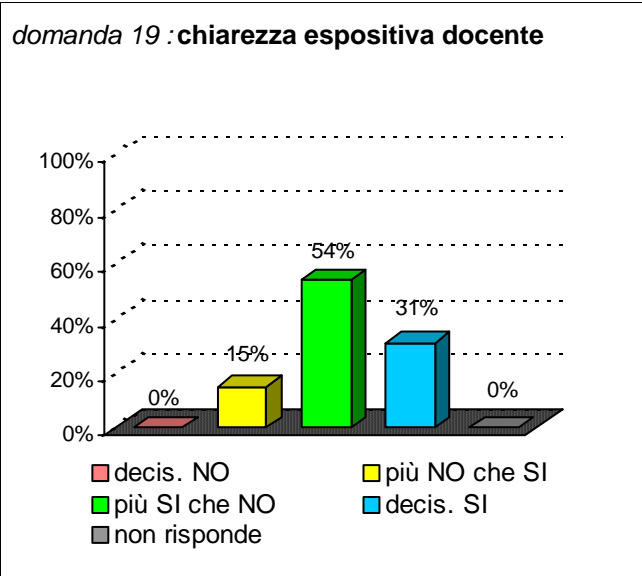
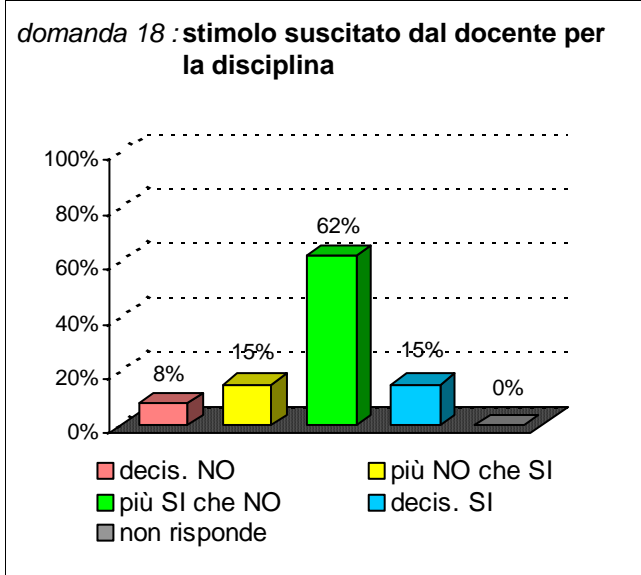
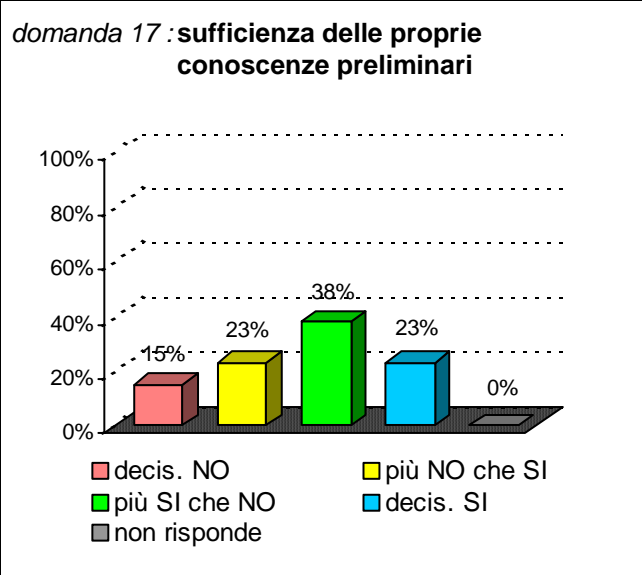


**domanda 16 : reperibilità del docente**

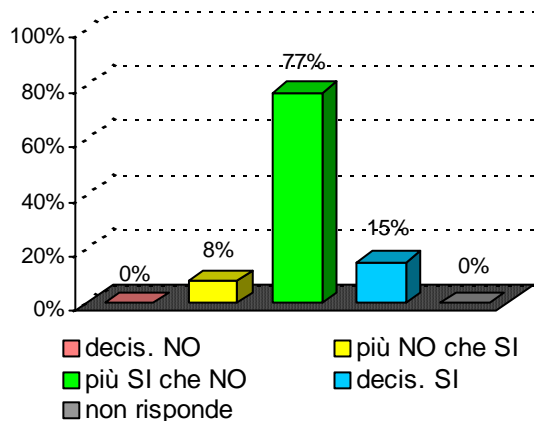




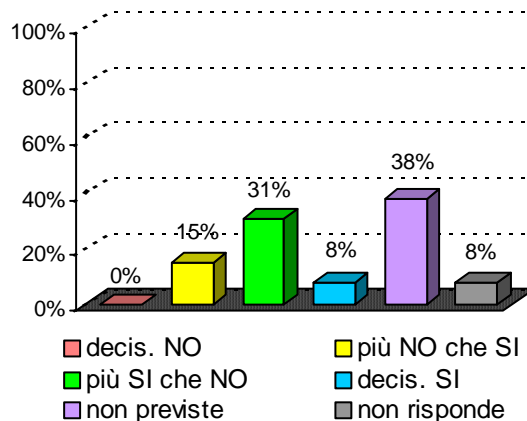
**Didattica e Soddisfazione**



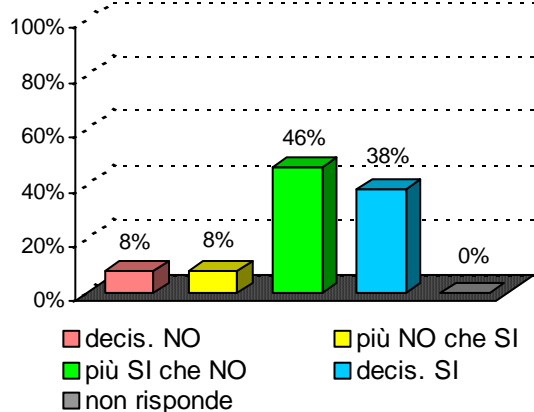
domanda 21 : adeguatezza materiale didattico



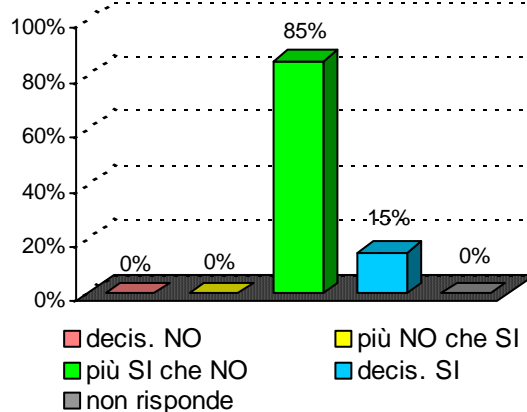
domanda 22 : utilità delle attività didattiche integrative



domanda 25 : interesse per argomenti della disciplina



domanda 26 : soddisfazione complessiva



**Sintesi delle valutazioni (domande qualitative) dell'insegnamento confrontate con quelle del rispettivo Corso di Studi e del Dipartimento di afferenza**

Valutazione dell' insegnamento con codice : 30974

domanda	decis. NO	più NO che SI	più SI che NO	decis. SI	non previste	non risponde
14	23%	0%	54%	23%		0%
15	0%	8%	54%	38%		0%
16	0%	0%	62%	38%		0%
17	15%	23%	38%	23%		0%
18	8%	15%	62%	15%		0%
19	0%	15%	54%	31%		0%
20	0%	8%	69%	15%		8%
21	0%	8%	77%	15%		0%
22	0%	15%	31%	8%	38%	8%
25	8%	8%	46%	38%		0%
26	0%	0%	85%	15%		0%

Valutazione del corso di laurea :

**Pianificazione, progettazione e gestione del territorio e dell'ambiente**

classe : L-21

sede didattica : CATANIA

domanda	decis. NO	più NO che SI	più SI che NO	decis. SI	non previste	non risponde
14	4%	17%	41%	37%		1%
15	2%	6%	42%	49%		1%
16	2%	8%	43%	46%		1%
17	12%	26%	48%	14%		1%
18	5%	17%	50%	28%		0%
19	5%	14%	46%	34%		1%
20	4%	17%	56%	21%		1%
21	8%	18%	50%	23%		1%
22	3%	9%	29%	17%	35%	6%
25	4%	10%	46%	39%		1%
26	6%	15%	46%	33%		0%

Valutazione del Dipart. : **Gestione dei Sistemi Agroalimentari ed Ambientali**

domanda	decis. NO	più NO che SI	più SI che NO	decis. SI	non previste	non risponde
14	5%	15%	37%	41%		1%
15	4%	9%	34%	52%		1%
16	3%	7%	37%	51%		2%
17	9%	23%	48%	20%		1%
18	5%	15%	43%	36%		1%
19	5%	12%	39%	42%		2%
20	6%	19%	50%	24%		1%
21	6%	16%	48%	29%		1%
22	3%	8%	28%	22%	34%	5%
25	4%	9%	41%	45%		1%
26	6%	13%	43%	38%		1%