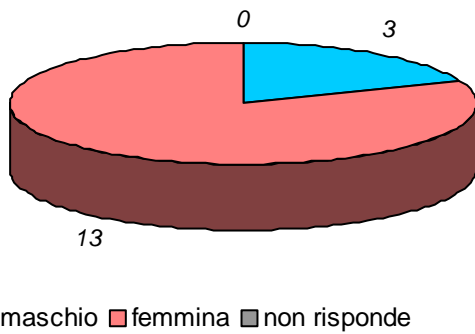


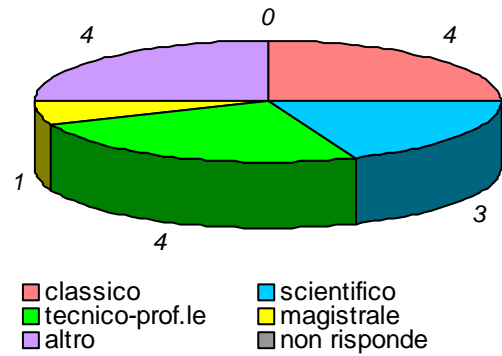
schede valide : 16 schede bianche : 0 schede nulle : 0

Informazioni degli studenti

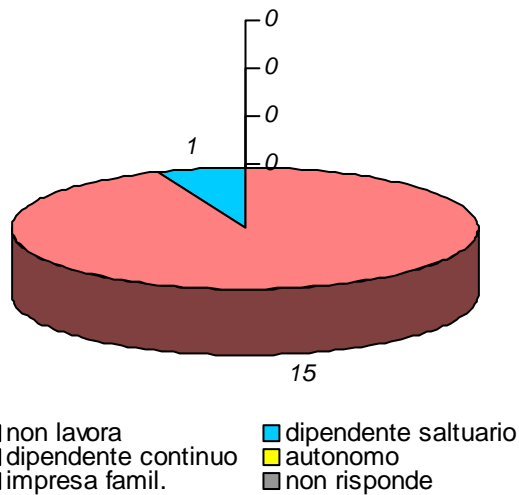
domanda 1: sesso



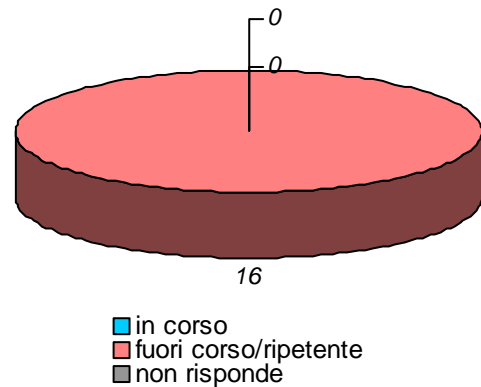
domanda 2: diploma scuola media sup.



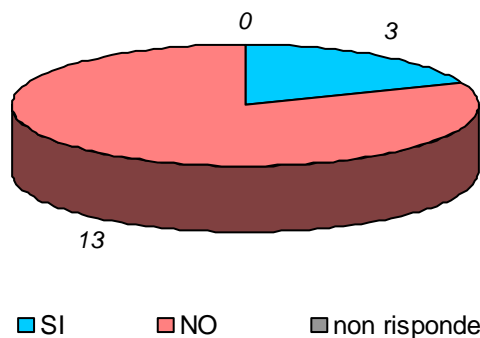
domanda 3: posizione lavorativa



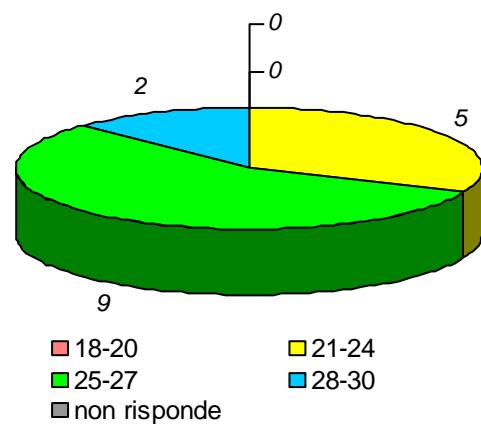
domanda 4: posizione universitaria



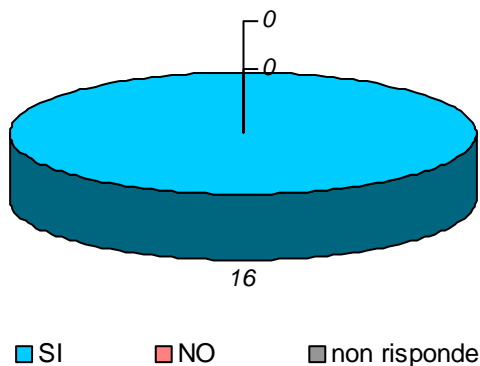
domanda 5: in regola con gli esami



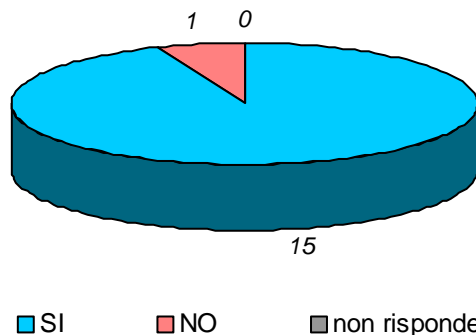
domanda 6: votazione media esami



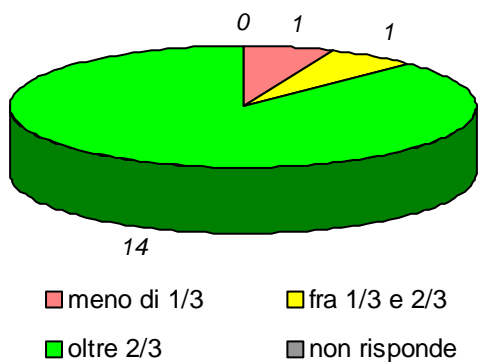
domanda 7: prima volta che affronta l'esame della disciplina



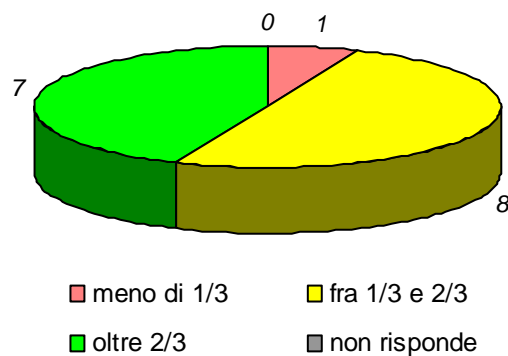
domanda 8: prima volta che segue la disciplina



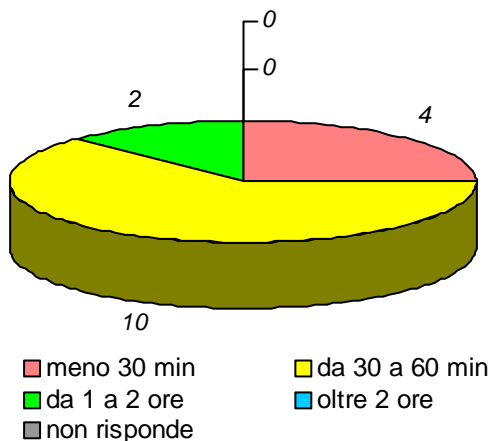
domanda 9: percentuale di frequenza della disciplina



domanda 10 : percentuale di frequenza delle discipline del piano studi

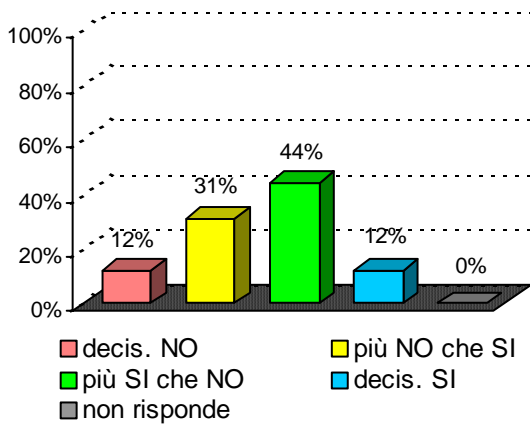


domanda 11 : tempo medio per raggiungere l'Università

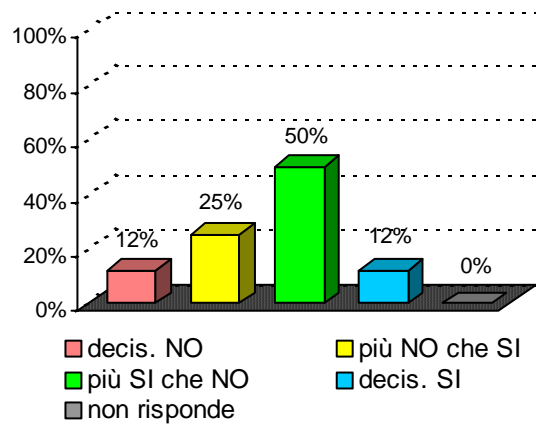


Organizzazione e Infrastrutture

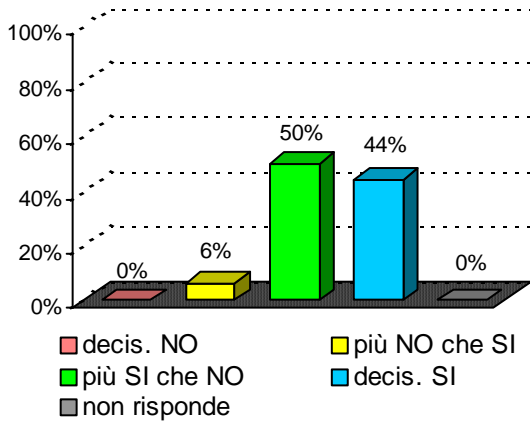
domanda 12 : accettabilità carico studio totale



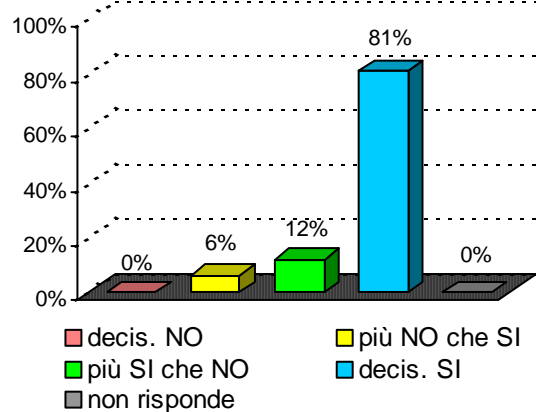
domanda 13 : accettabilità organizzazione complessiva



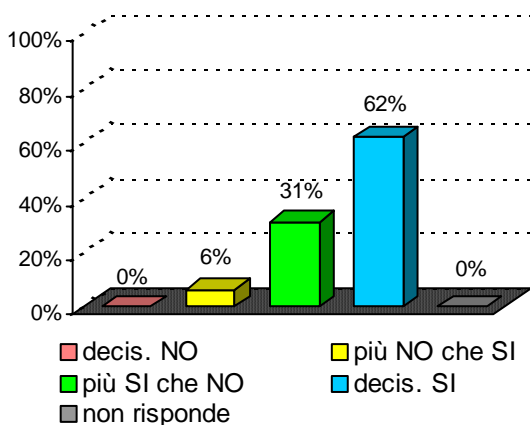
domanda 14 : chiarezza definizione modalità esame



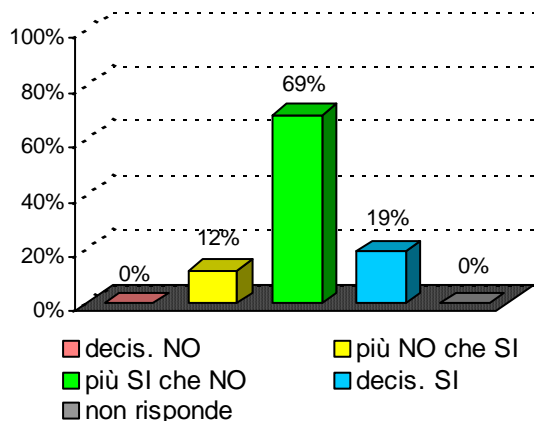
domanda 15 : rispetto orari svolgimento didattica



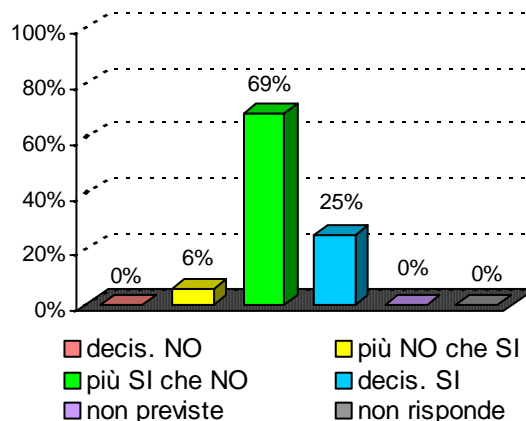
domanda 16 : reperibilità del docente



domanda 23 : adeguatezza delle aule

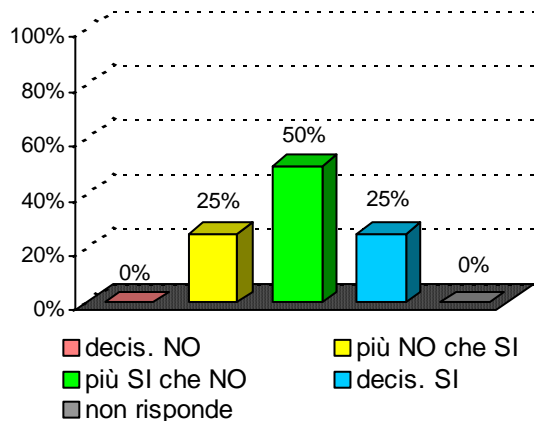


domanda 24 : adeguatezza locali e attrezz. per attività integrative

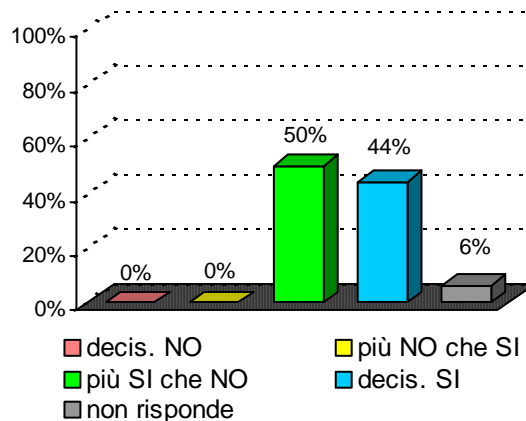


Didattica e Soddisfazione

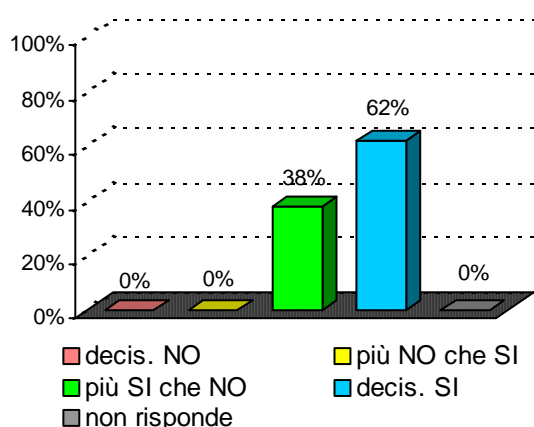
domanda 17 : sufficienza delle proprie conoscenze preliminari



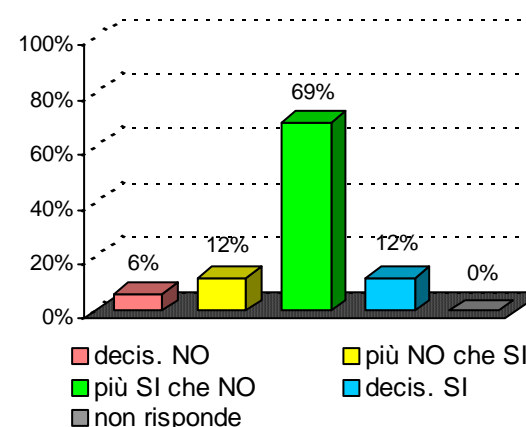
domanda 18 : stimolo suscitato dal docente per la disciplina

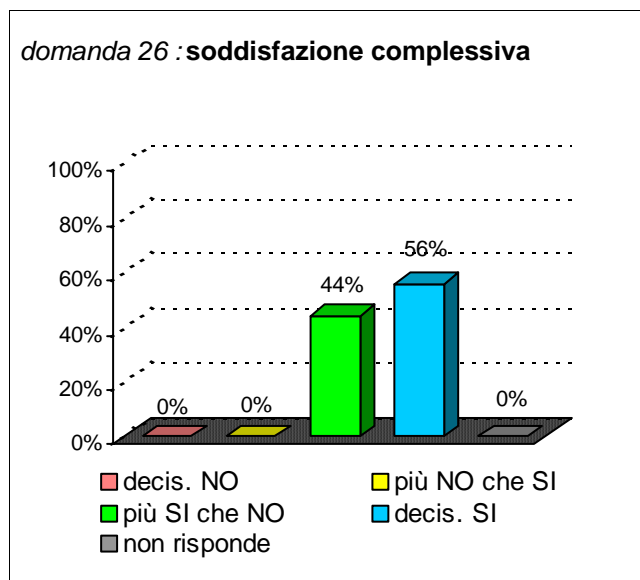
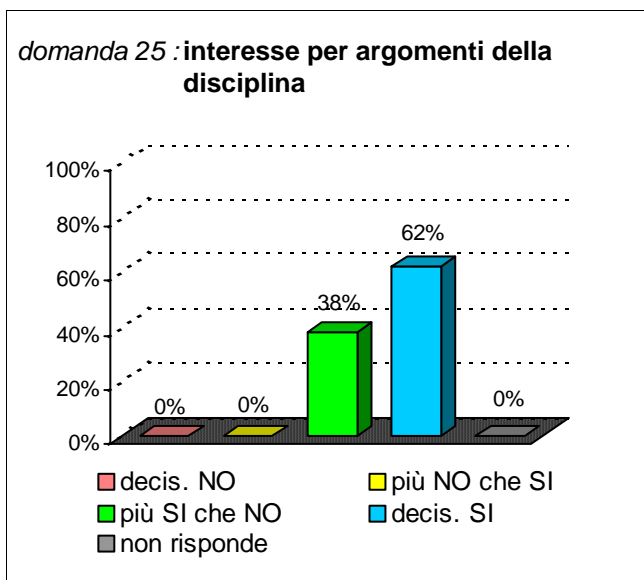
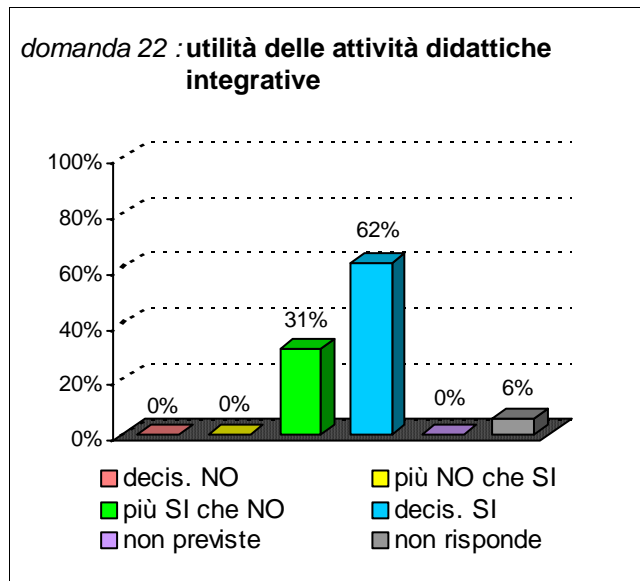
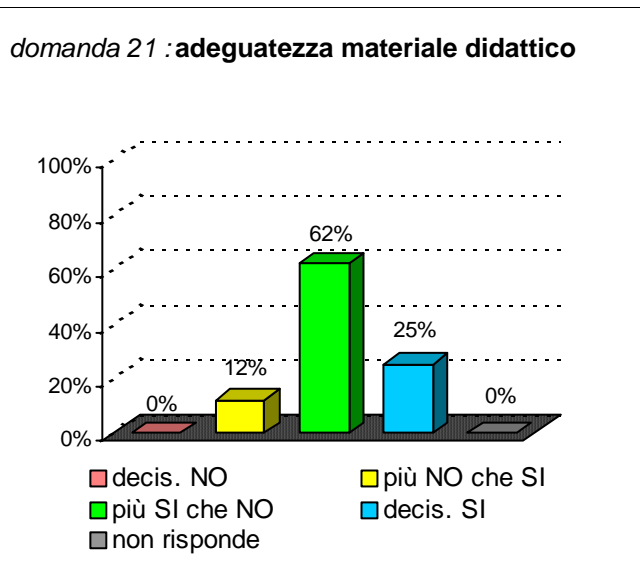


domanda 19 : chiarezza espositiva docente



domanda 20 : proporzione tra crediti e carico studio





Sintesi delle valutazioni (domande qualitative) dell'insegnamento confrontate con quelle del rispettivo Corso di Studi e del Dipartimento di afferenza

Valutazione dell' insegnamento con codice : 31297

domanda	decis. NO	più NO che SI	più SI che NO	decis. SI	non previste	non risponde
14	0%	6%	50%	44%		0%
15	0%	6%	12%	81%		0%
16	0%	6%	31%	62%		0%
17	0%	25%	50%	25%		0%
18	0%	0%	50%	44%		6%
19	0%	0%	38%	62%		0%
20	6%	12%	69%	12%		0%
21	0%	12%	62%	25%		0%
22	0%	0%	31%	62%	0%	6%
25	0%	0%	38%	62%		0%
26	0%	0%	44%	56%		0%

Valutazione del corso di laurea :

Scienze e tecnologie alimentari

classe : L-26

sede didattica : CATANIA

domanda	decis. NO	più NO che SI	più SI che NO	decis. SI	non previste	non risponde
14	5%	14%	36%	43%		1%
15	4%	10%	31%	53%		1%
16	2%	8%	35%	54%		2%
17	8%	24%	47%	20%		0%
18	5%	14%	41%	39%		1%
19	4%	12%	37%	45%		1%
20	7%	19%	48%	25%		1%
21	5%	15%	48%	30%		1%
22	3%	7%	27%	22%	36%	5%
25	3%	10%	39%	48%		0%
26	5%	13%	40%	42%		0%

Valutazione del Dipart. : **Gestione dei Sistemi Agroalimentari ed Ambientali**

domanda	decis. NO	più NO che SI	più SI che NO	decis. SI	non previste	non risponde
14	5%	15%	37%	41%		1%
15	4%	9%	34%	52%		1%
16	3%	7%	37%	51%		2%
17	9%	23%	48%	20%		1%
18	5%	15%	43%	36%		1%
19	5%	12%	39%	42%		2%
20	6%	19%	50%	24%		1%
21	6%	16%	48%	29%		1%
22	3%	8%	28%	22%	34%	5%
25	4%	9%	41%	45%		1%
26	6%	13%	43%	38%		1%