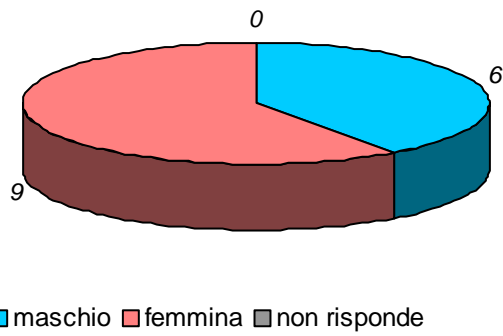


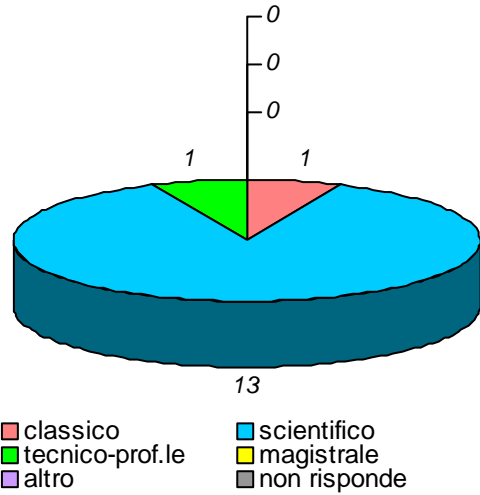
schede valide : 15    schede bianche : 0    schede nulle : 0

**Informazioni degli studenti**

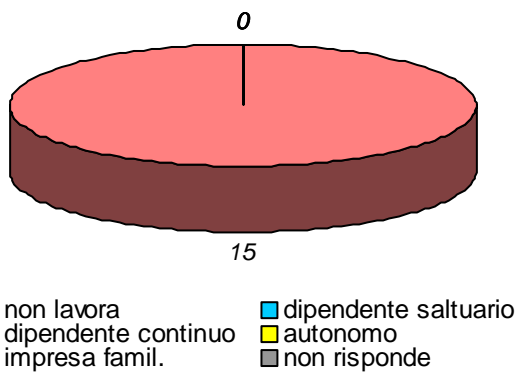
domanda 1: sesso



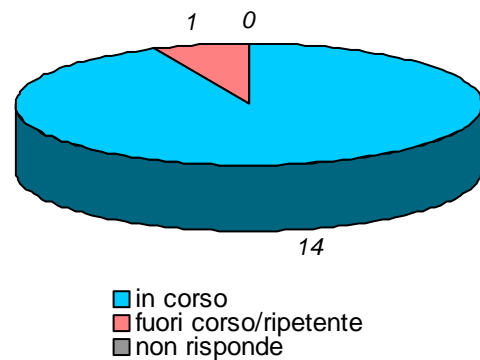
domanda 2: diploma scuola media sup.



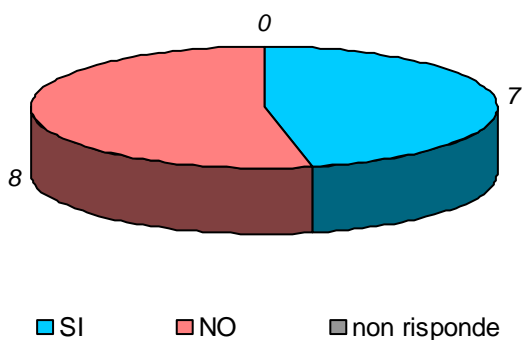
domanda 3: posizione lavorativa



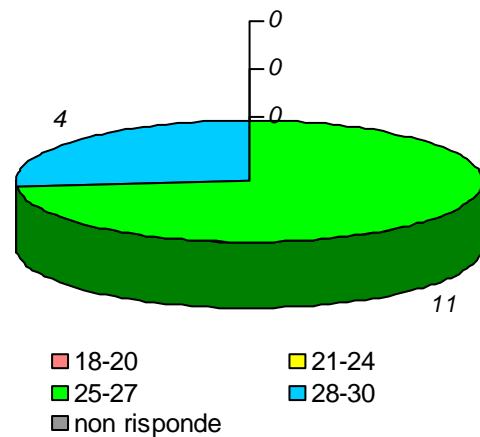
domanda 4: posizione universitaria



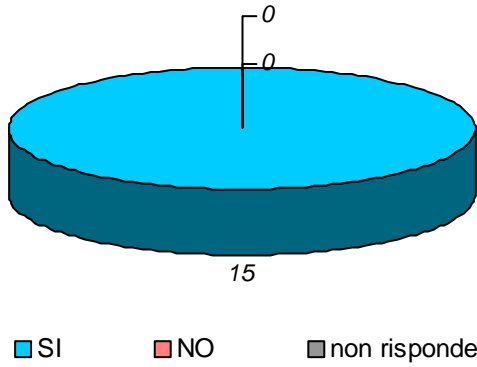
domanda 5: in regola con gli esami



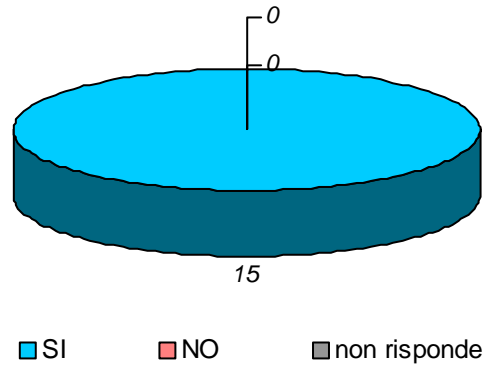
domanda 6: votazione media esami



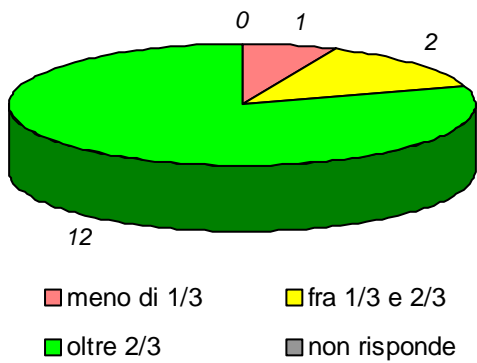
domanda 7: prima volta che affronta l'esame della disciplina



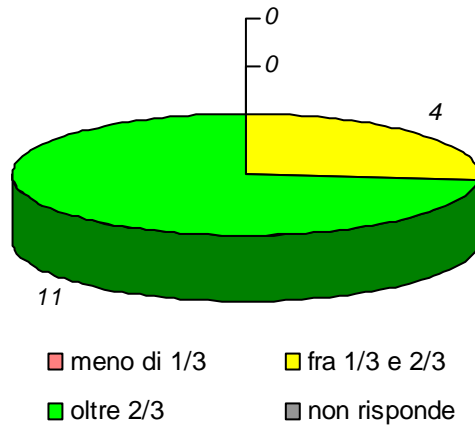
domanda 8: prima volta che segue la disciplina



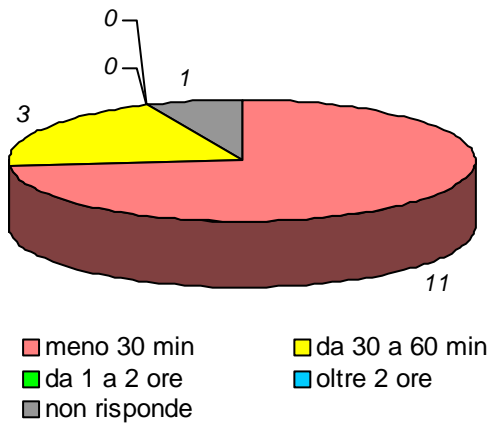
domanda 9: percentuale di frequenza della disciplina



domanda 10 : percentuale di frequenza delle discipline del piano studi

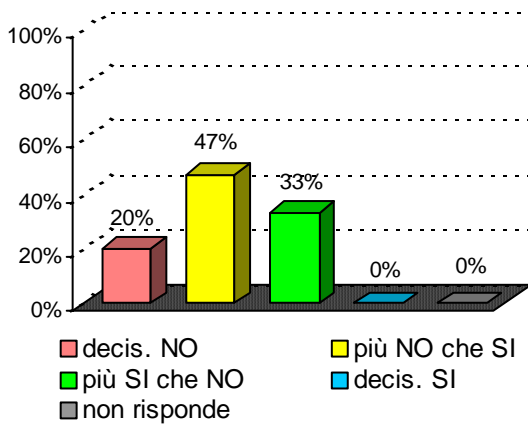


domanda 11 : tempo medio per raggiungere l'Università

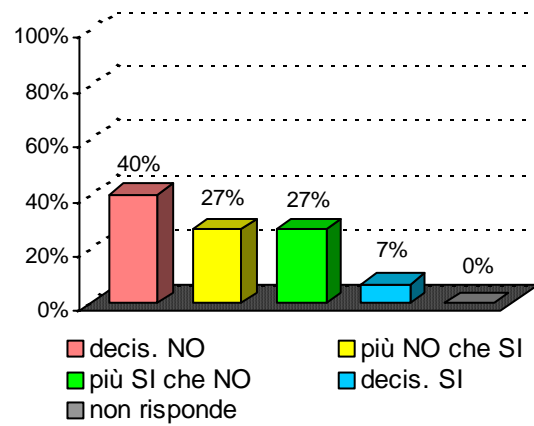


**Organizzazione e Infrastrutture**

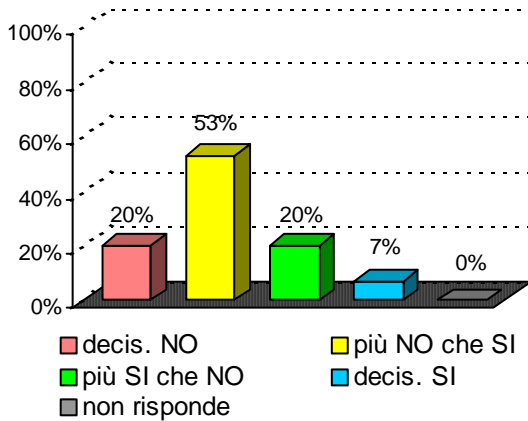
**domanda 12 : accettabilità carico studio totale**



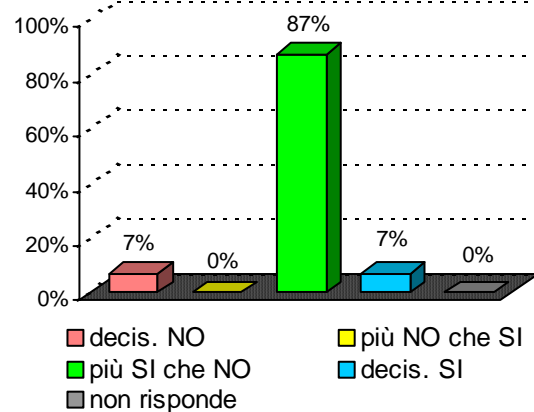
**domanda 13 : accettabilità organizzazione complessiva**



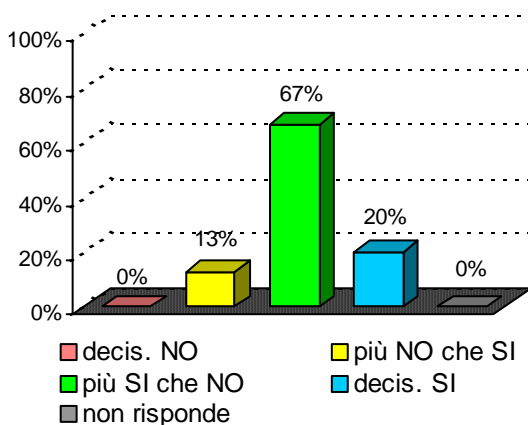
**domanda 14 : chiarezza definizione modalità esame**

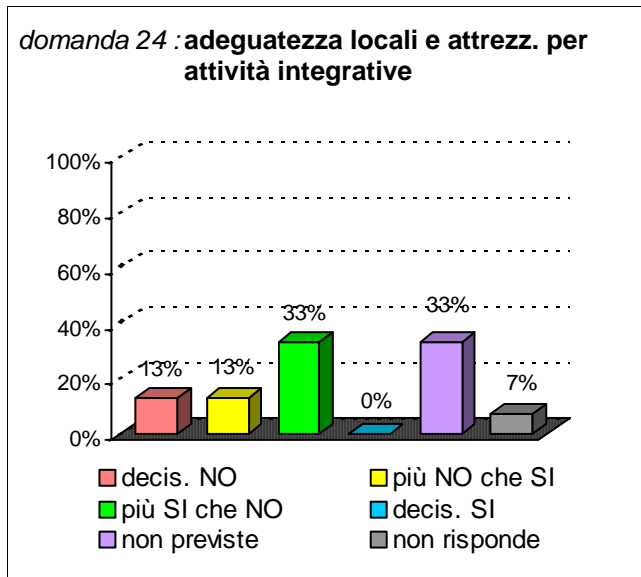
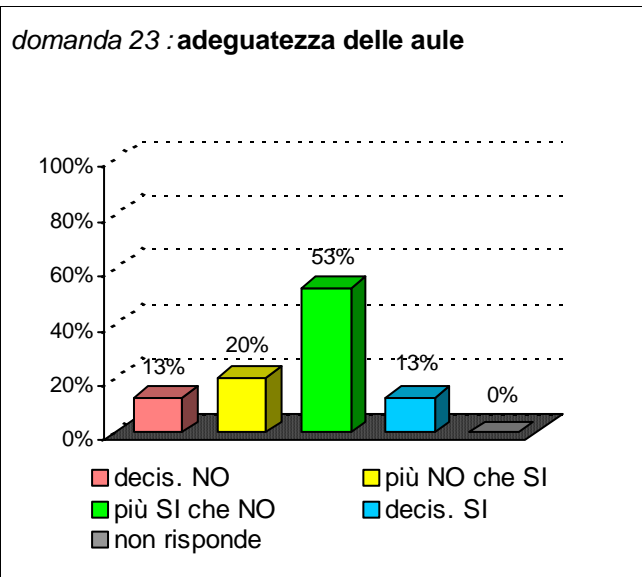


**domanda 15 : rispetto orari svolgimento didattica**

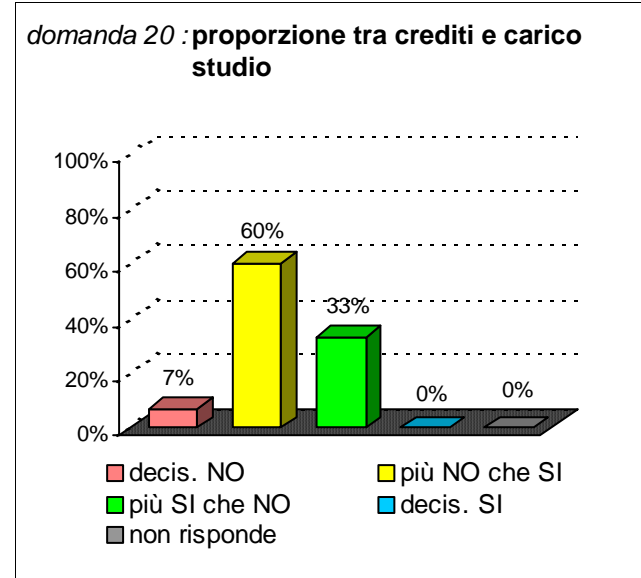
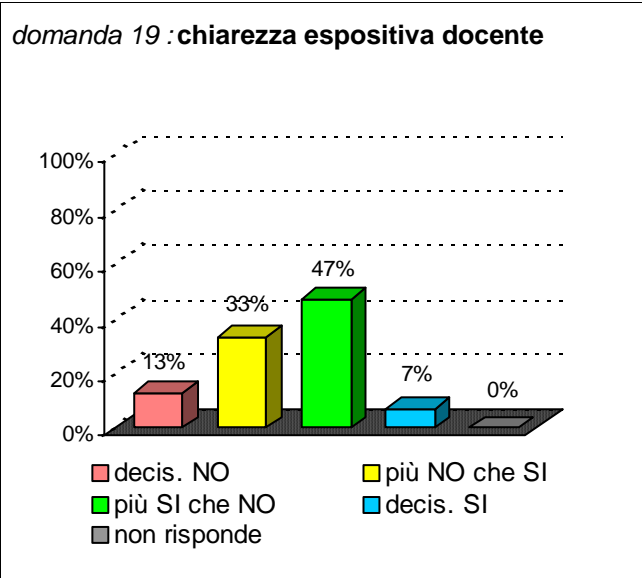
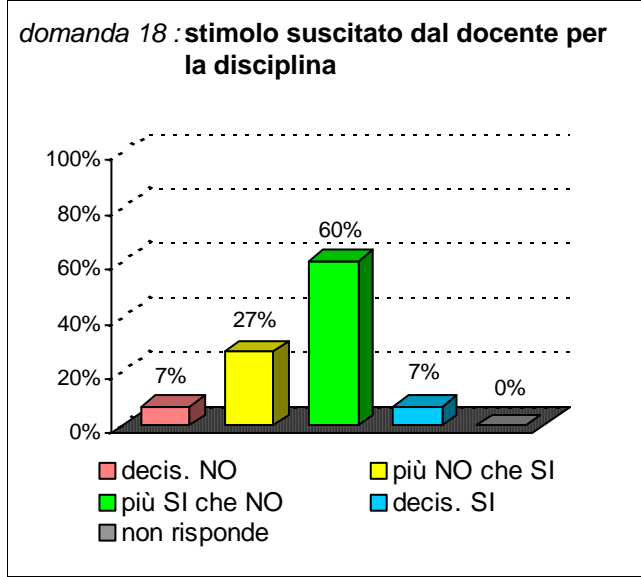
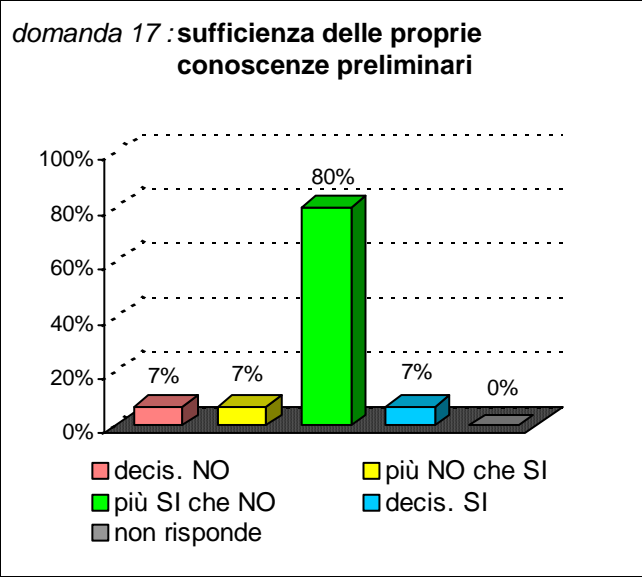


**domanda 16 : reperibilità del docente**

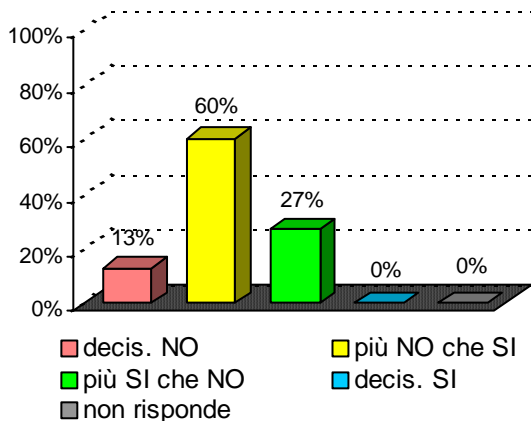




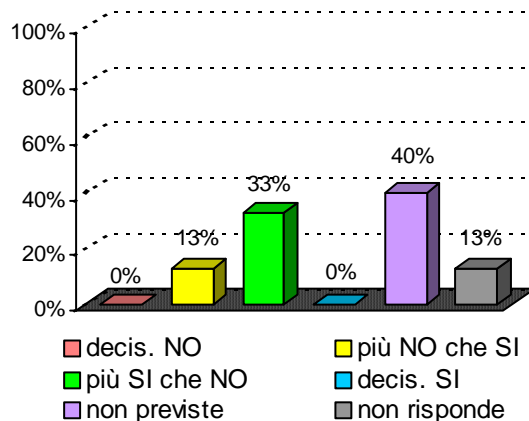
**Didattica e Soddisfazione**



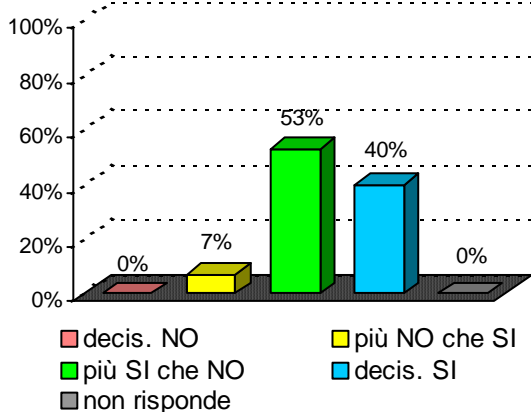
domanda 21 : adeguatezza materiale didattico



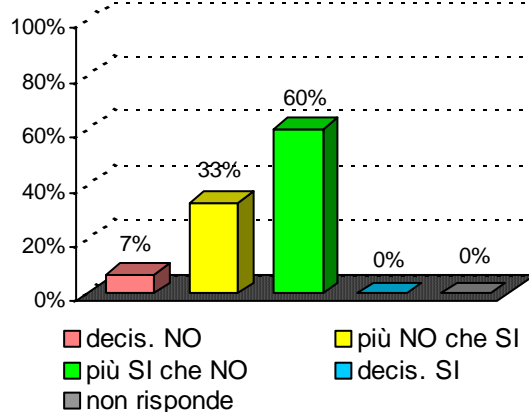
domanda 22 : utilità delle attività didattiche integrative



domanda 25 : interesse per argomenti della disciplina



domanda 26 : soddisfazione complessiva



**Sintesi delle valutazioni (domande qualitative) dell'insegnamento confrontate con quelle del rispettivo Corso di Studi e del Dipartimento di afferenza**

Valutazione dell' insegnamento con codice : 33824

domanda	decis. NO	più NO che SI	più SI che NO	decis. SI	non previste	non risponde
14	20%	53%	20%	7%		0%
15	7%	0%	87%	7%		0%
16	0%	13%	67%	20%		0%
17	7%	7%	80%	7%		0%
18	7%	27%	60%	7%		0%
19	13%	33%	47%	7%		0%
20	7%	60%	33%	0%		0%
21	13%	60%	27%	0%		0%
22	0%	13%	33%	0%	40%	13%
25	0%	7%	53%	40%		0%
26	7%	33%	60%	0%		0%

Valutazione del corso di laurea :

**Ingegneria edile-architettura**

classe : 04/S

sede didattica : CATANIA

domanda	decis. NO	più NO che SI	più SI che NO	decis. SI	non previste	non risponde
14	7%	18%	37%	37%		0%
15	5%	8%	28%	58%		1%
16	3%	8%	37%	50%		1%
17	3%	15%	59%	23%		0%
18	7%	14%	42%	37%		0%
19	5%	14%	40%	40%		1%
20	9%	20%	49%	22%		0%
21	9%	21%	40%	29%		1%
22	3%	8%	38%	34%	14%	2%
25	2%	4%	36%	58%		0%
26	7%	15%	41%	37%		0%

Valutazione del Dipart. : **Architettura**

domanda	decis. NO	più NO che SI	più SI che NO	decis. SI	non previste	non risponde
14	8%	15%	37%	39%		0%
15	4%	8%	28%	59%		0%
16	5%	8%	36%	50%		1%
17	5%	17%	56%	21%		1%
18	9%	15%	45%	31%		0%
19	7%	16%	41%	35%		1%
20	11%	22%	47%	20%		1%
21	8%	20%	46%	25%		1%
22	4%	8%	31%	27%	28%	3%
25	3%	7%	42%	48%		0%
26	9%	14%	46%	31%		0%