

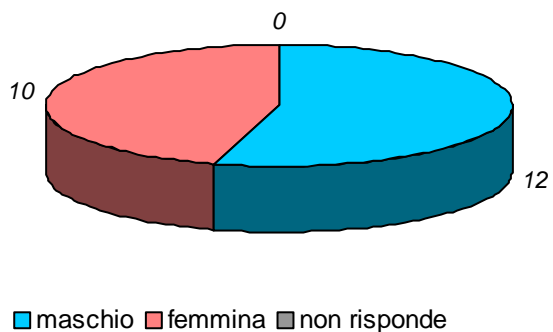
schede valide : 22

schede bianche : 0

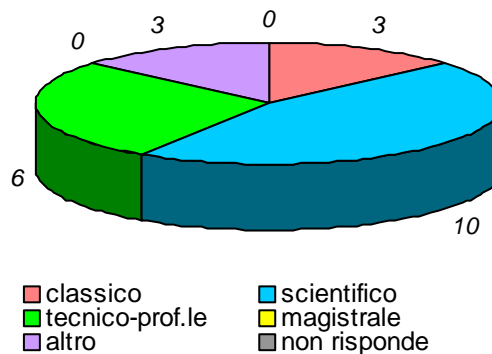
schede nulle : 0

Informazioni degli studenti

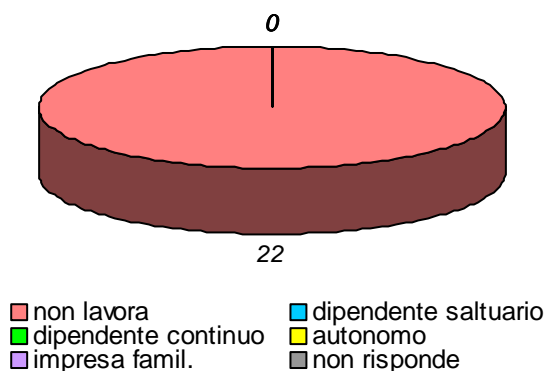
domanda 1: sesso



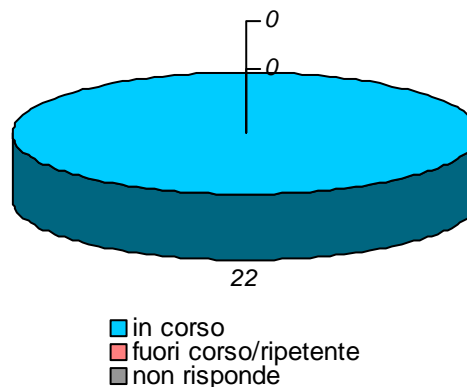
domanda 2: diploma scuola media sup.



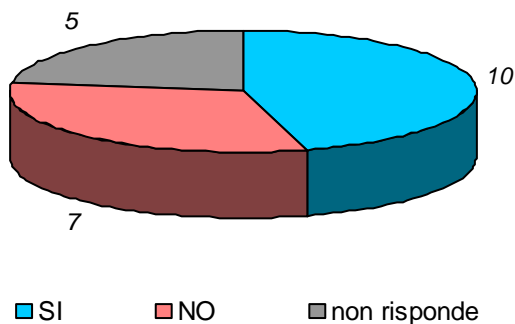
domanda 3: posizione lavorativa



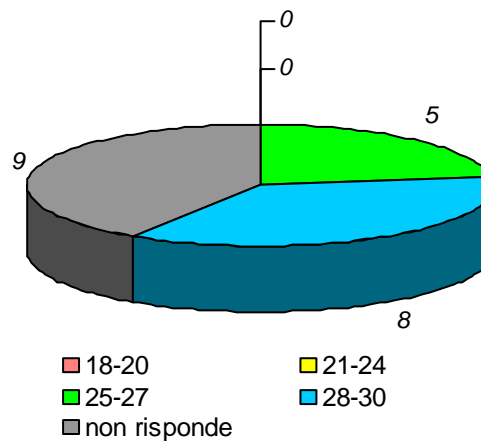
domanda 4: posizione universitaria



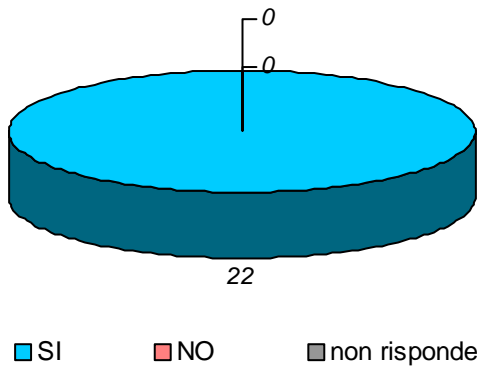
domanda 5: in regola con gli esami



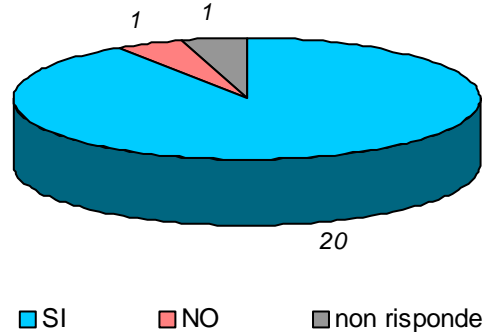
domanda 6: votazione media esami



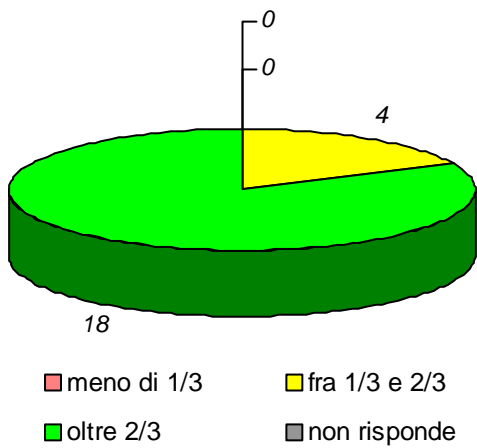
domanda 7: prima volta che affronta l'esame della disciplina



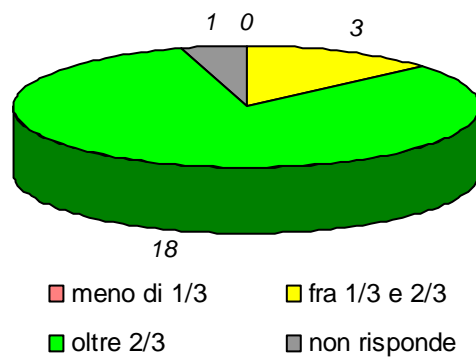
domanda 8: prima volta che segue la disciplina



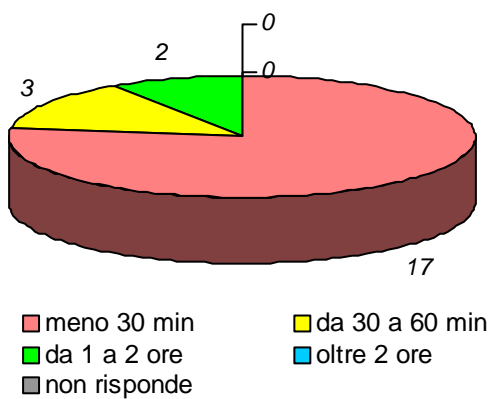
domanda 9: percentuale di frequenza della disciplina



domanda 10 : percentuale di frequenza delle discipline del piano studi

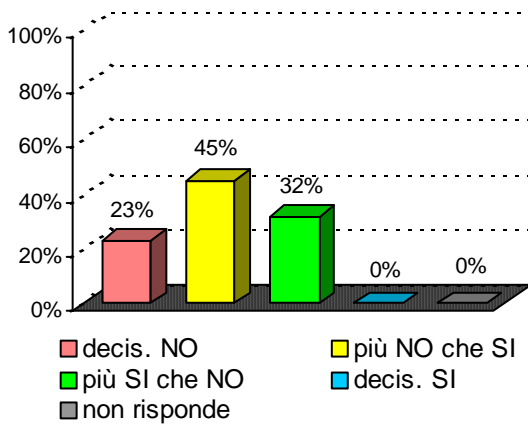


domanda 11 : tempo medio per raggiungere l'Università

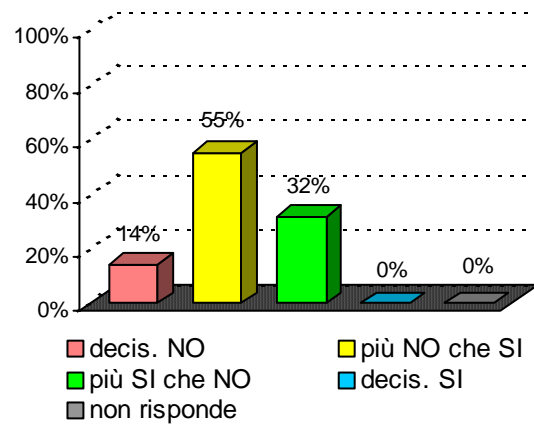


Organizzazione e Infrastrutture

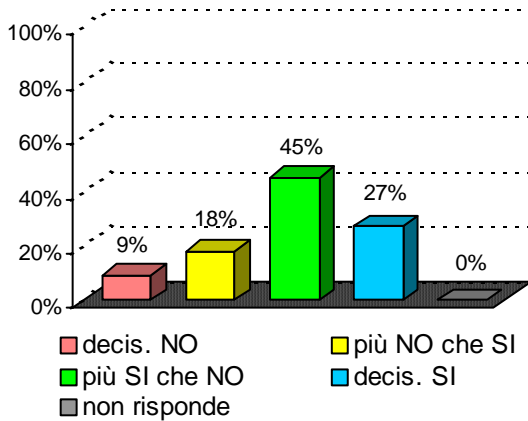
domanda 12 : accettabilità carico studio totale



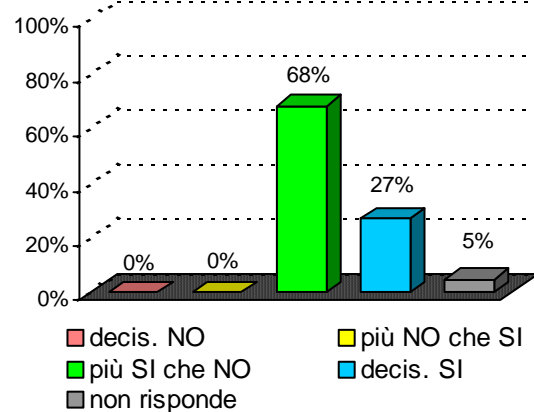
domanda 13 : accettabilità organizzazione complessiva



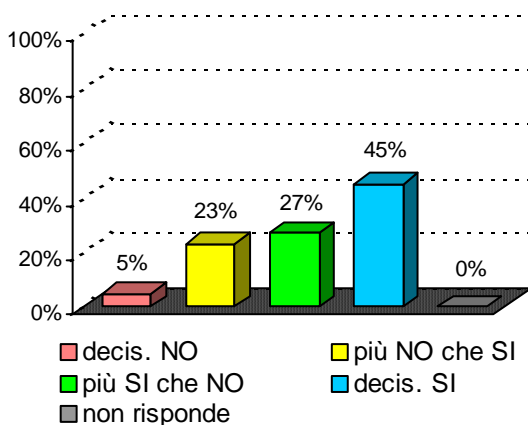
domanda 14 : chiarezza definizione modalità esame

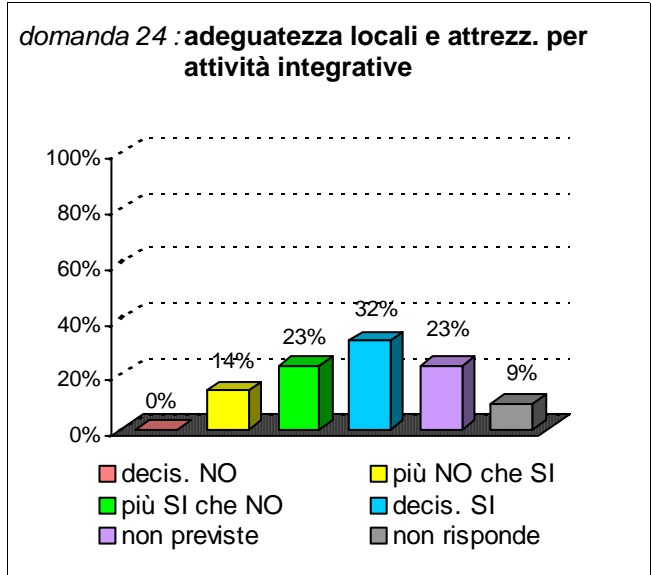
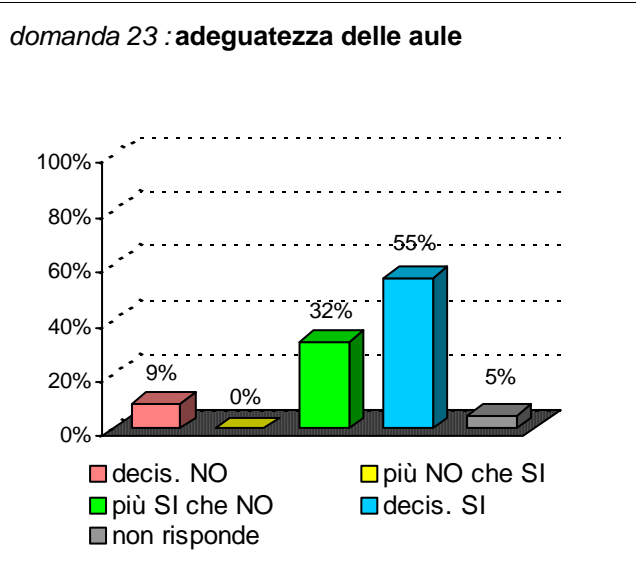


domanda 15 : rispetto orari svolgimento didattica

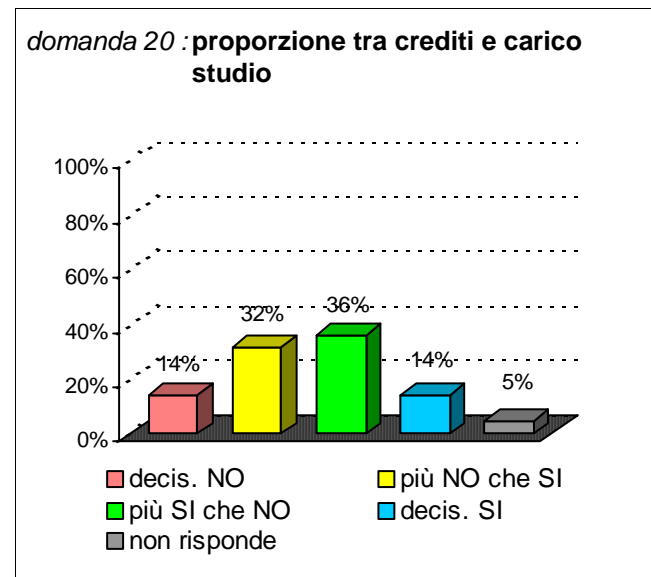
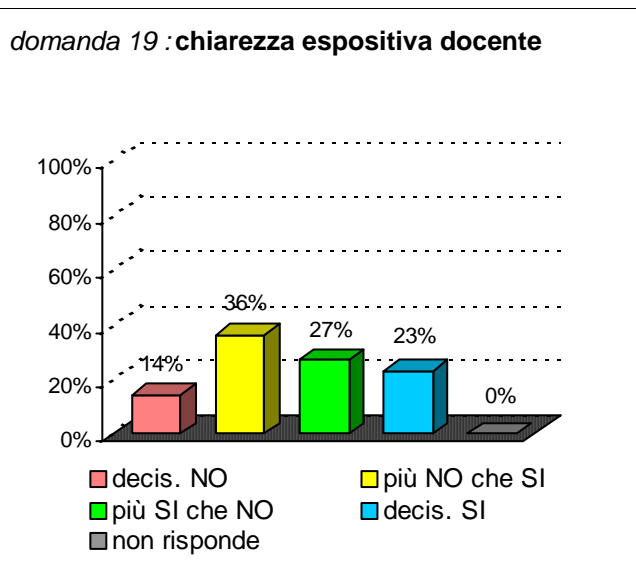
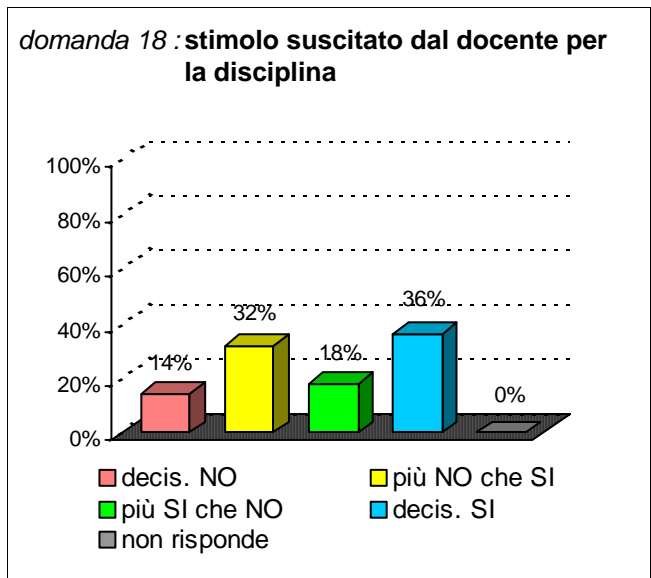
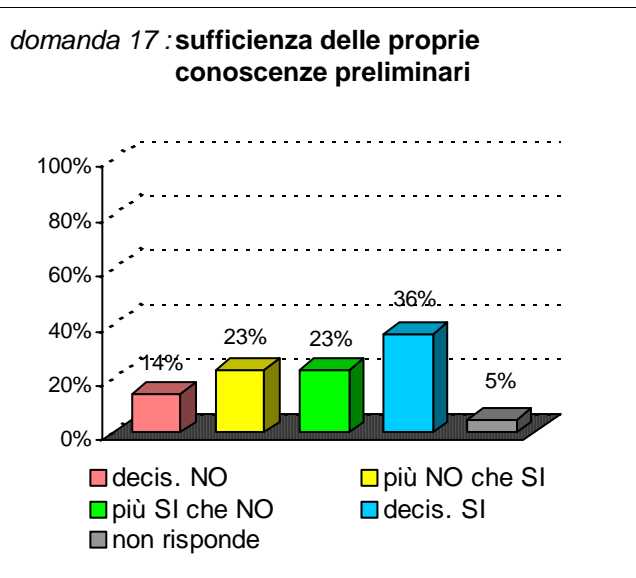


domanda 16 : reperibilità del docente

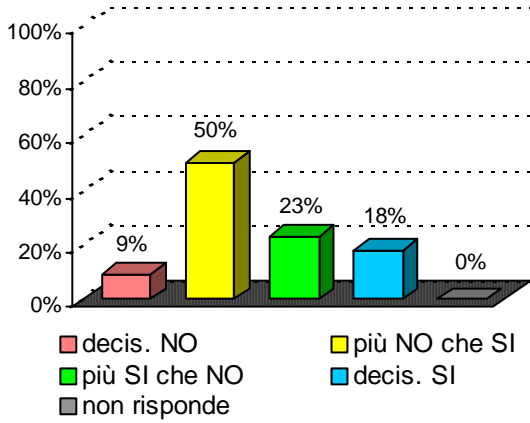




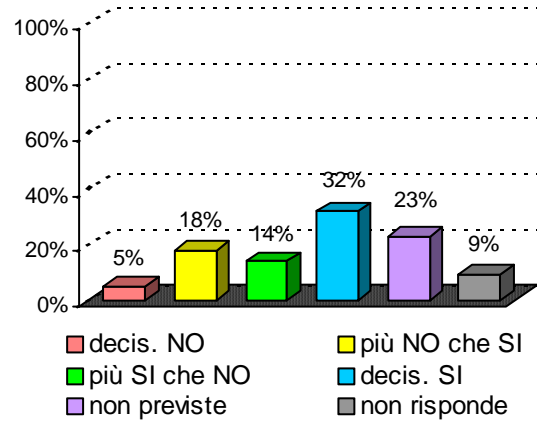
Didattica e Soddisfazione



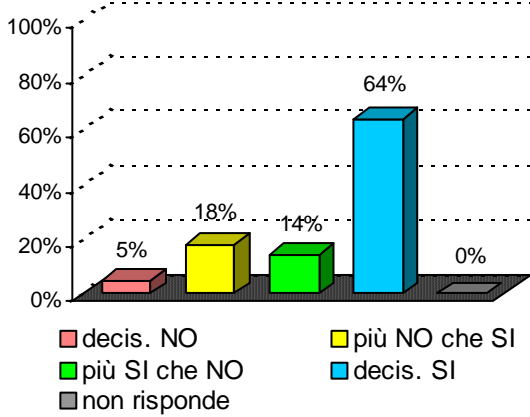
domanda 21 : adeguatezza materiale didattico



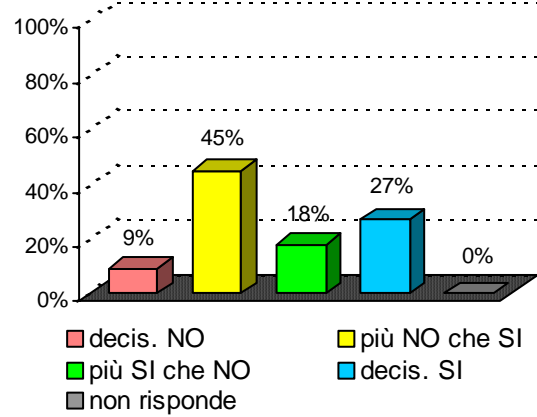
domanda 22 : utilità delle attività didattiche integrative



domanda 25 : interesse per argomenti della disciplina



domanda 26 : soddisfazione complessiva



Sintesi delle valutazioni (domande qualitative) dell'insegnamento confrontate con quelle del rispettivo Corso di Studi e del Dipartimento di afferenza

Valutazione dell' insegnamento con codice : 30665

domanda	decis. NO	più NO che SI	più SI che NO	decis. SI	non previste	non risponde
14	9%	18%	45%	27%		0%
15	0%	0%	68%	27%		5%
16	5%	23%	27%	45%		0%
17	14%	23%	23%	36%		5%
18	14%	32%	18%	36%		0%
19	14%	36%	27%	23%		0%
20	14%	32%	36%	14%		5%
21	9%	50%	23%	18%		0%
22	5%	18%	14%	32%	23%	9%
25	5%	18%	14%	64%		0%
26	9%	45%	18%	27%		0%

Valutazione del corso di laurea :

Ingegneria civile e ambientale

classe : L-7

sede didattica : CATANIA

domanda	decis. NO	più NO che SI	più SI che NO	decis. SI	non previste	non risponde
14	5%	12%	42%	40%		1%
15	4%	10%	40%	47%		1%
16	2%	10%	45%	40%		3%
17	11%	23%	49%	16%		1%
18	8%	18%	47%	26%		1%
19	7%	17%	44%	31%		1%
20	9%	16%	50%	24%		1%
21	7%	19%	48%	24%		2%
22	3%	7%	17%	11%	57%	5%
25	2%	10%	47%	39%		1%
26	6%	16%	50%	27%		0%

Valutazione del Dipart. : **Ingegneria Civile e Ambientale**

domanda	decis. NO	più NO che SI	più SI che NO	decis. SI	non previste	non risponde
14	6%	14%	40%	39%		1%
15	4%	8%	37%	51%		1%
16	3%	8%	43%	45%		2%
17	9%	20%	50%	21%		1%
18	7%	15%	45%	31%		1%
19	7%	14%	43%	36%		1%
20	10%	16%	48%	25%		1%
21	7%	18%	46%	27%		1%
22	4%	7%	20%	16%	49%	5%
25	3%	9%	43%	44%		1%
26	6%	15%	47%	31%		0%