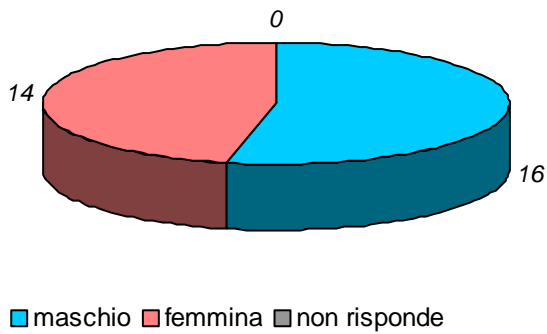


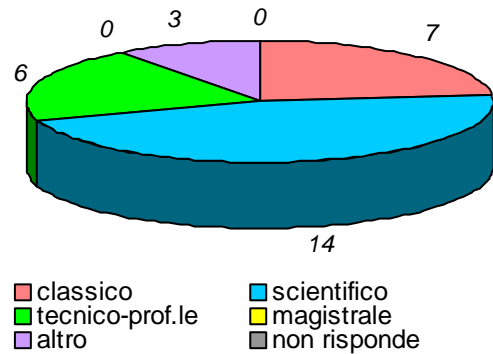
schede valide : 30 schede bianche : 0 schede nulle : 0

Informazioni degli studenti

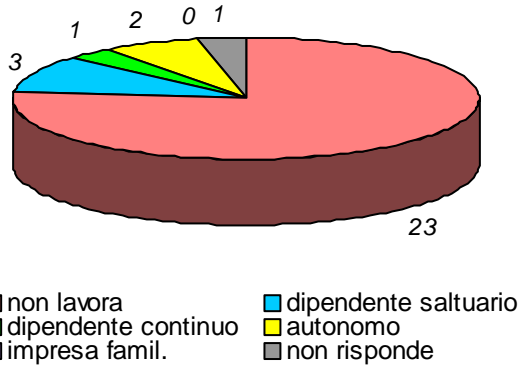
domanda 1: sesso



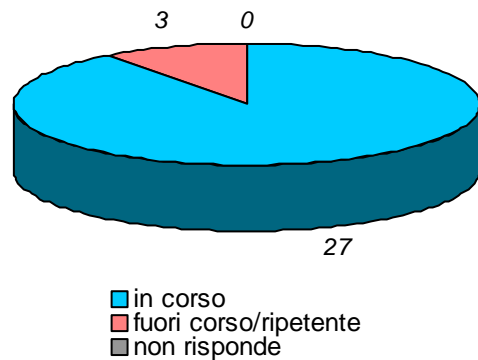
domanda 2: diploma scuola media sup.



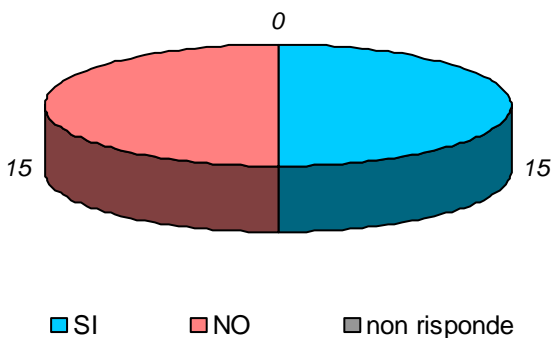
domanda 3: posizione lavorativa



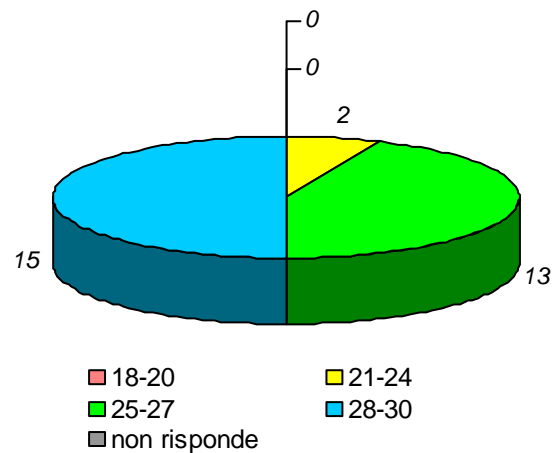
domanda 4: posizione universitaria



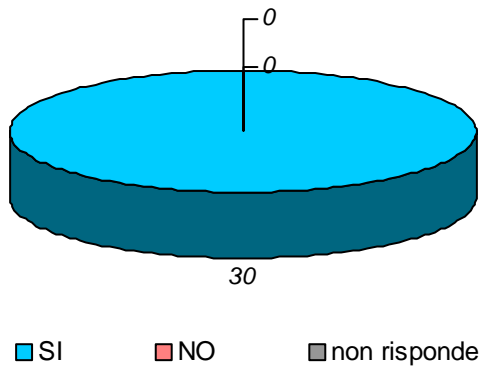
domanda 5: in regola con gli esami



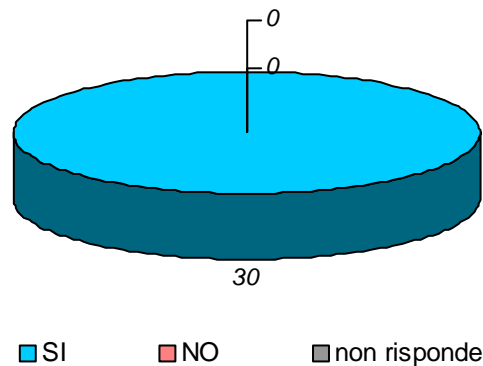
domanda 6: votazione media esami



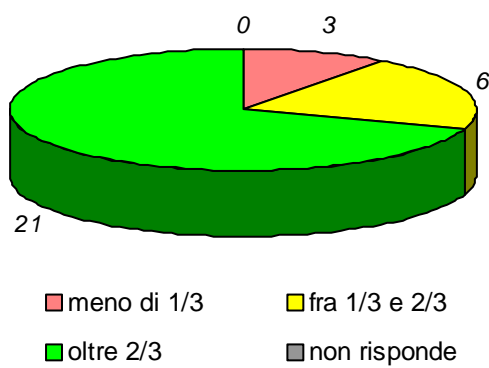
domanda 7: prima volta che affronta l'esame della disciplina



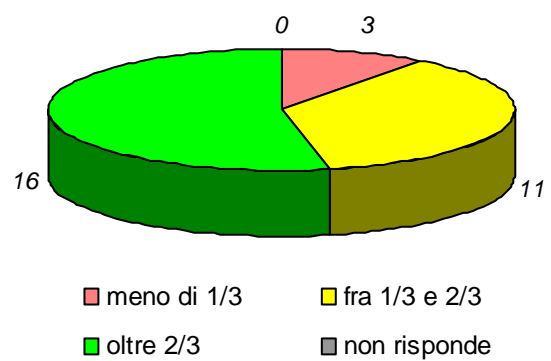
domanda 8: prima volta che segue la disciplina



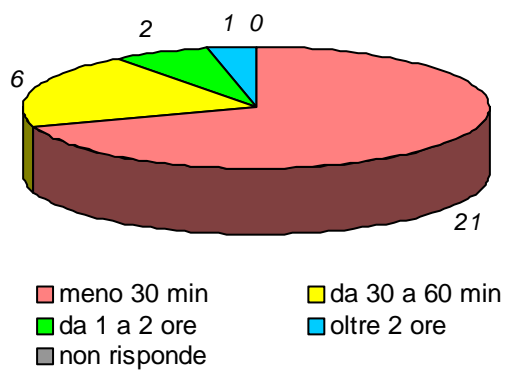
domanda 9: percentuale di frequenza della disciplina



domanda 10 : percentuale di frequenza delle discipline del piano studi

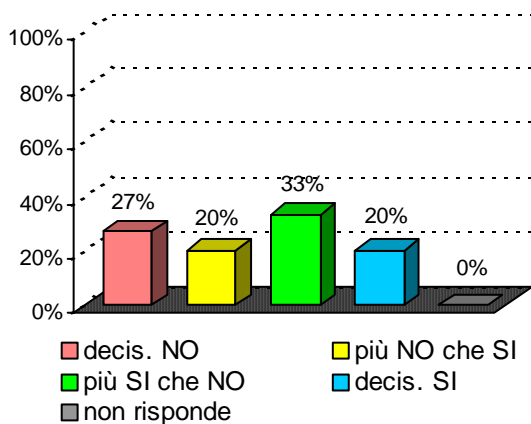


domanda 11 : tempo medio per raggiungere l'Università

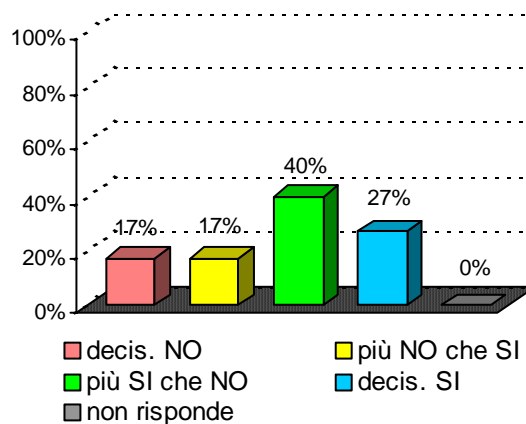


Organizzazione e Infrastrutture

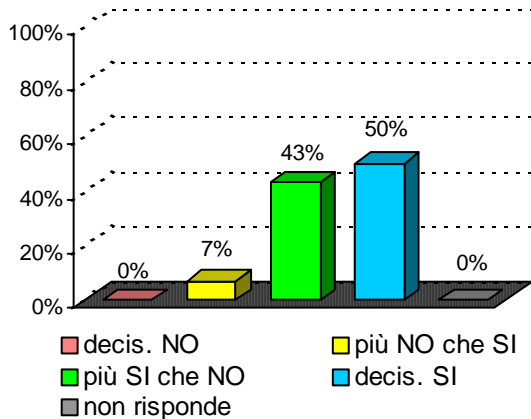
domanda 12 : accettabilità carico studio totale



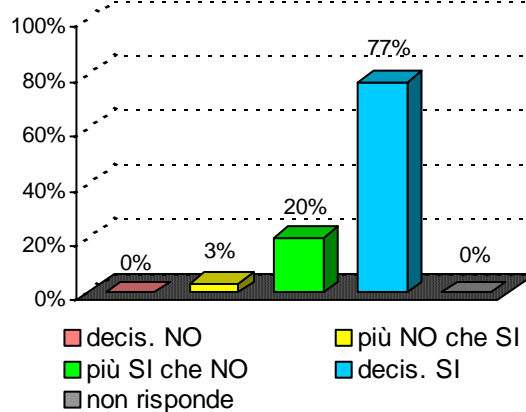
domanda 13 : accettabilità organizzazione complessiva



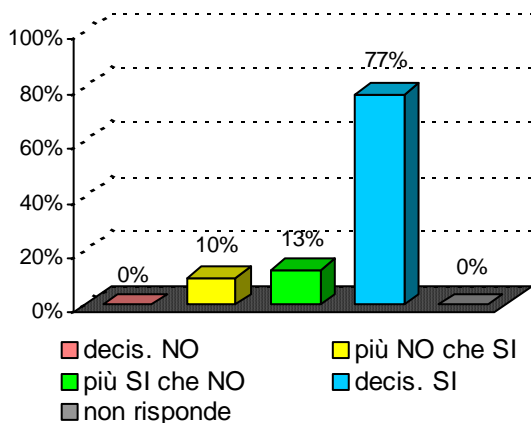
domanda 14 : chiarezza definizione modalità esame

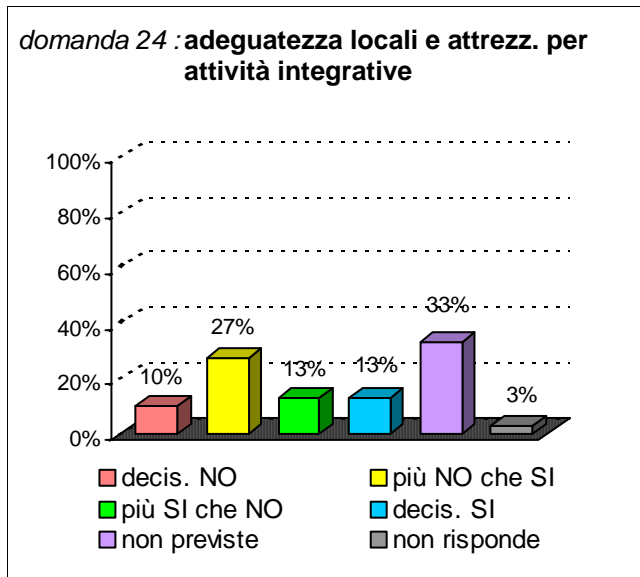
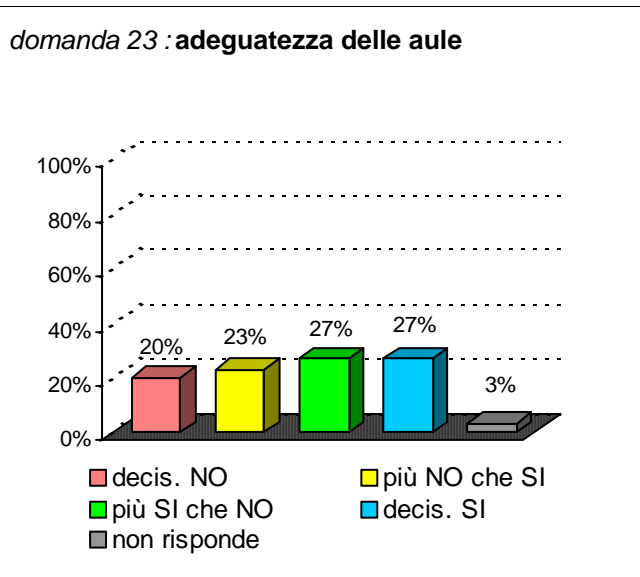


domanda 15 : rispetto orari svolgimento didattica

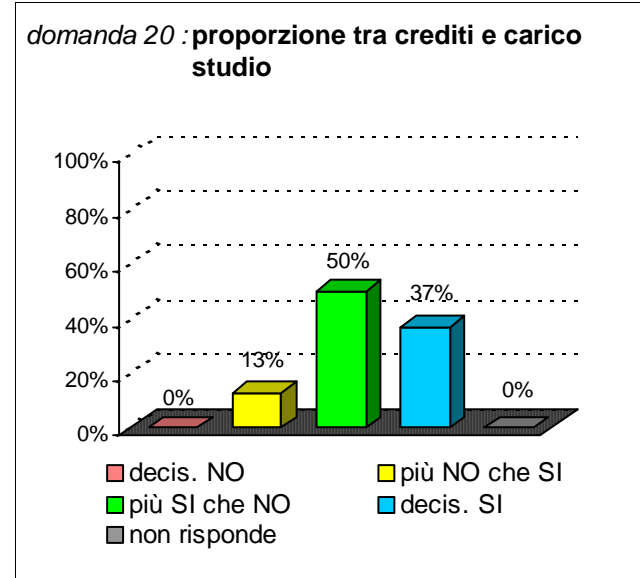
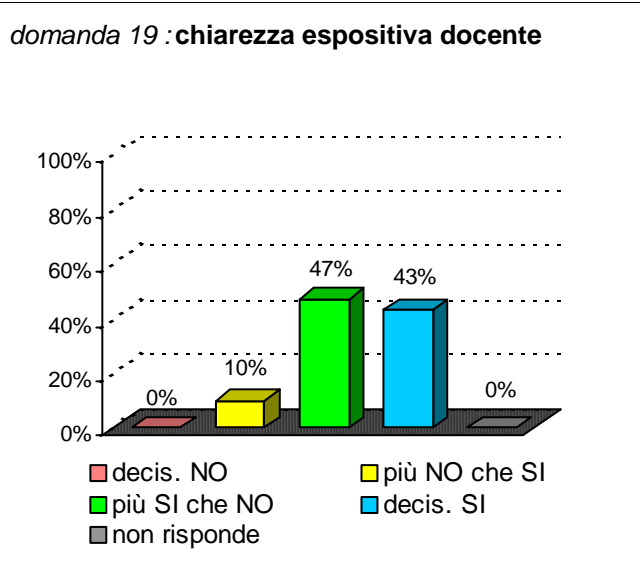
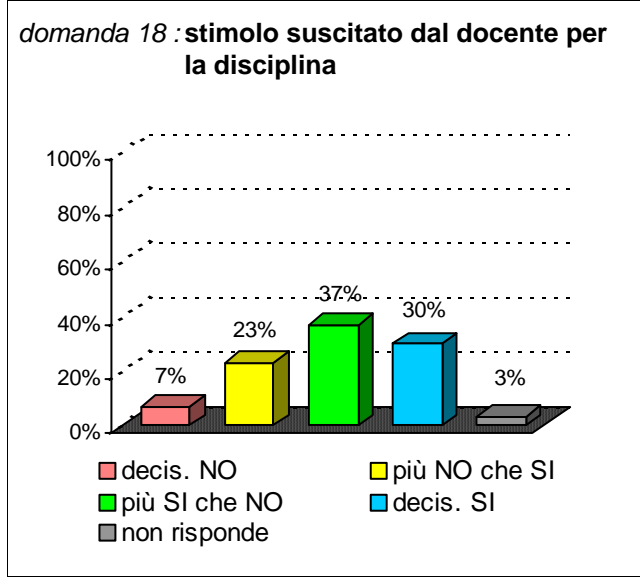
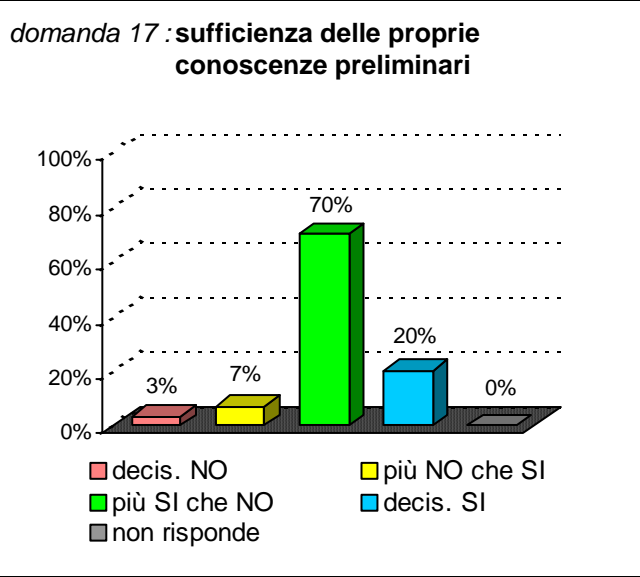


domanda 16 : reperibilità del docente

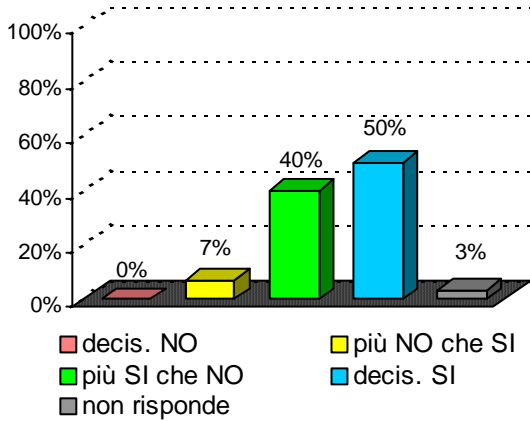




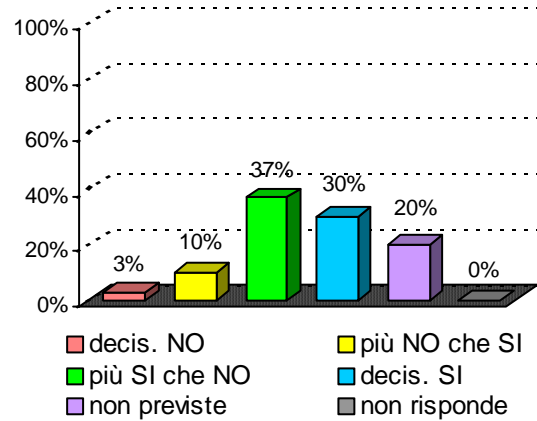
Didattica e Soddisfazione



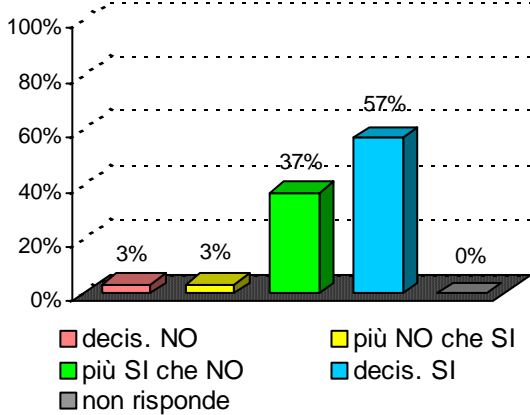
domanda 21 : adeguatezza materiale didattico



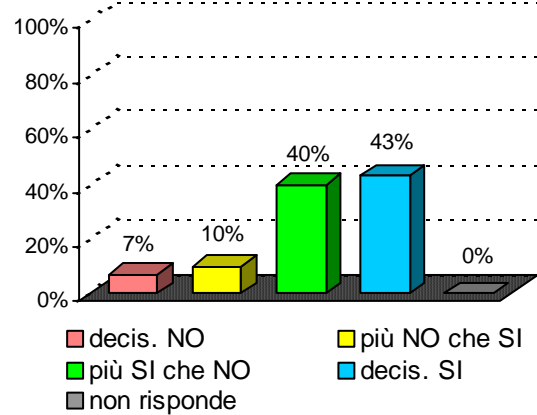
domanda 22 : utilità delle attività didattiche integrative



domanda 25 : interesse per argomenti della disciplina



domanda 26 : soddisfazione complessiva



Sintesi delle valutazioni (domande qualitative) dell'insegnamento confrontate con quelle del rispettivo Corso di Studi e del Dipartimento di afferenza

Valutazione dell' insegnamento con codice : 32019

domanda	decis. NO	più NO che SI	più SI che NO	decis. SI	non previste	non risponde
14	0%	7%	43%	50%		0%
15	0%	3%	20%	77%		0%
16	0%	10%	13%	77%		0%
17	3%	7%	70%	20%		0%
18	7%	23%	37%	30%		3%
19	0%	10%	47%	43%		0%
20	0%	13%	50%	37%		0%
21	0%	7%	40%	50%		3%
22	3%	10%	37%	30%	20%	0%
25	3%	3%	37%	57%		0%
26	7%	10%	40%	43%		0%

Valutazione del corso di laurea :

Ingegneria civile delle acque e dei trasporti

classe : LM-23

sede didattica : CATANIA

domanda	decis. NO	più NO che SI	più SI che NO	decis. SI	non previste	non risponde
14	12%	17%	37%	34%		0%
15	6%	5%	31%	58%		1%
16	5%	6%	36%	53%		0%
17	5%	15%	47%	32%		0%
18	7%	11%	44%	37%		1%
19	6%	7%	44%	42%		0%
20	13%	18%	43%	26%		0%
21	12%	16%	37%	35%		1%
22	6%	7%	24%	25%	36%	1%
25	6%	8%	35%	52%		0%
26	8%	14%	44%	35%		0%

Valutazione del Dipart. : **Ingegneria Civile e Ambientale**

domanda	decis. NO	più NO che SI	più SI che NO	decis. SI	non previste	non risponde
14	6%	14%	40%	39%		1%
15	4%	8%	37%	51%		1%
16	3%	8%	43%	45%		2%
17	9%	20%	50%	21%		1%
18	7%	15%	45%	31%		1%
19	7%	14%	43%	36%		1%
20	10%	16%	48%	25%		1%
21	7%	18%	46%	27%		1%
22	4%	7%	20%	16%	49%	5%
25	3%	9%	43%	44%		1%
26	6%	15%	47%	31%		0%