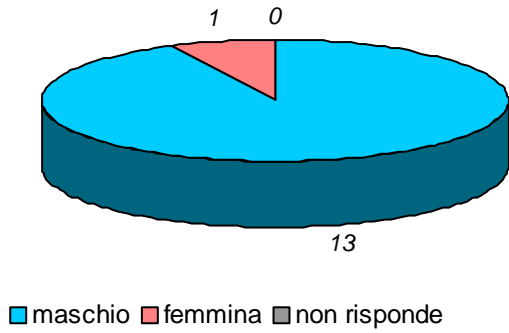


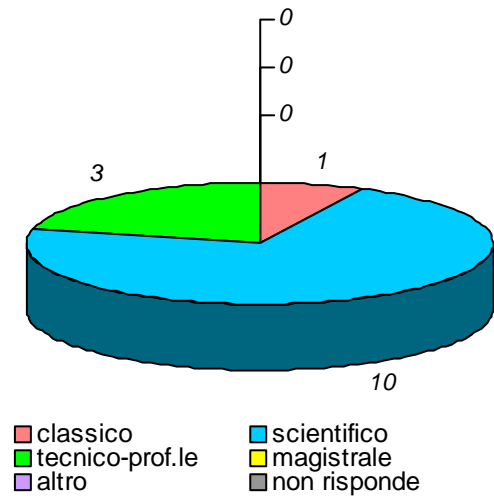
schede valide : 14 schede bianche : 0 schede nulle : 0

Informazioni degli studenti

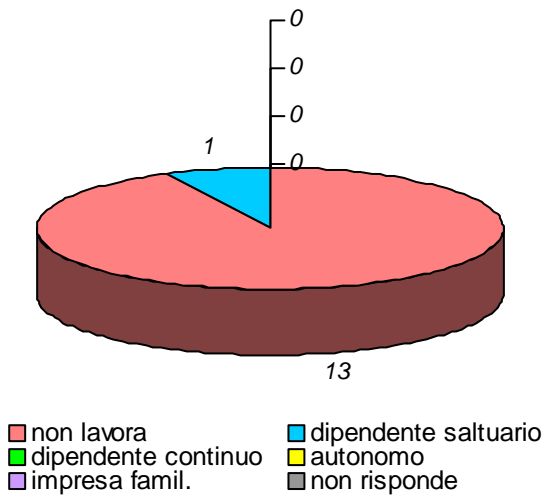
domanda 1: sesso



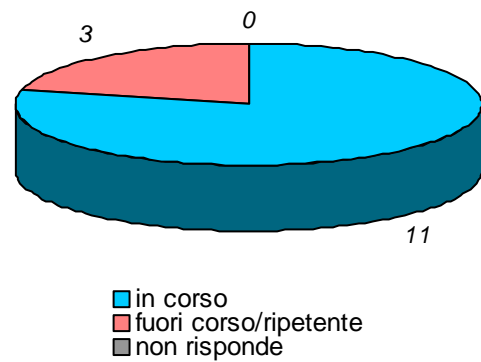
domanda 2: diploma scuola media sup.



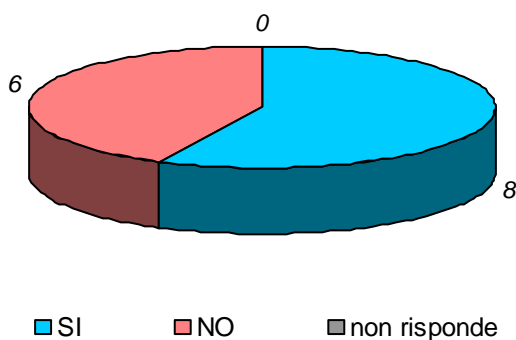
domanda 3: posizione lavorativa



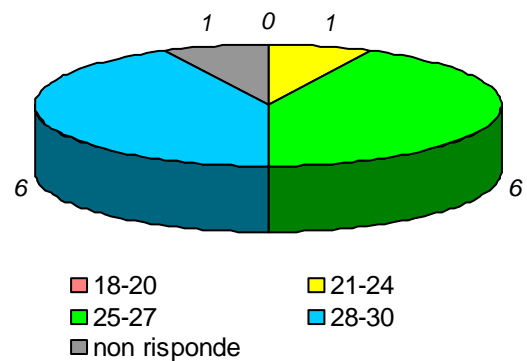
domanda 4: posizione universitaria



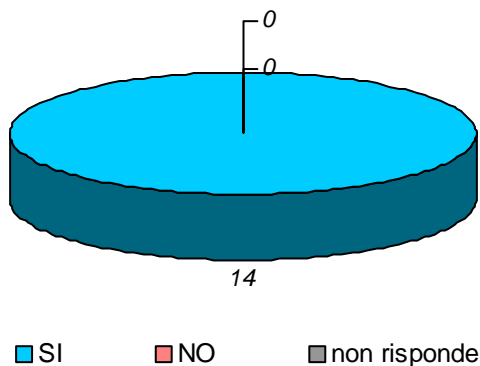
domanda 5: in regola con gli esami



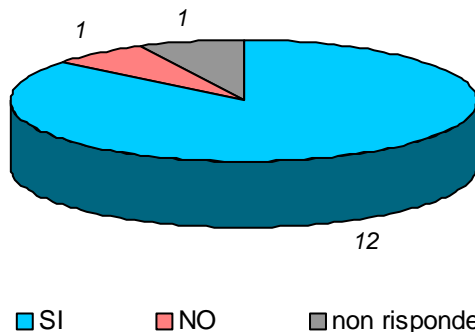
domanda 6: votazione media esami



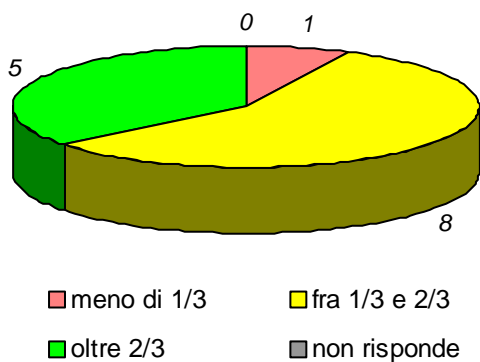
domanda 7: prima volta che affronta l'esame della disciplina



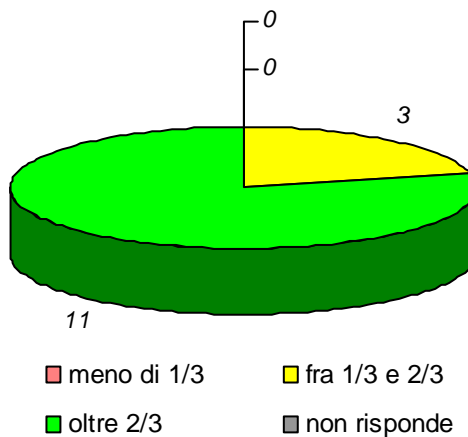
domanda 8: prima volta che segue la disciplina



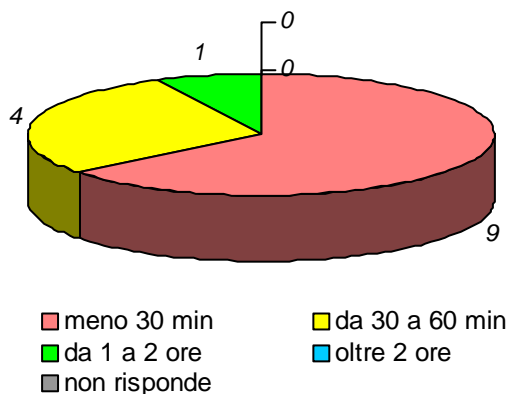
domanda 9: percentuale di frequenza della disciplina



domanda 10 : percentuale di frequenza delle discipline del piano studi

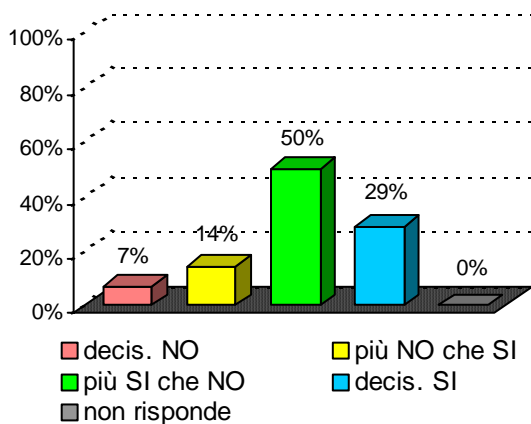


domanda 11 : tempo medio per raggiungere l'Università

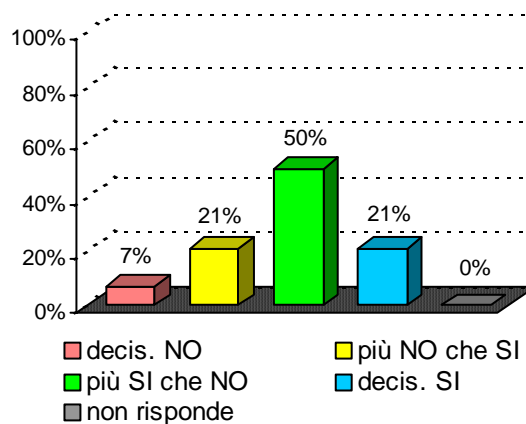


Organizzazione e Infrastrutture

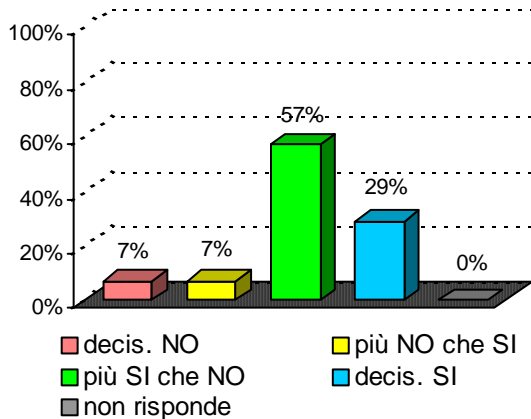
domanda 12 : accettabilità carico studio totale



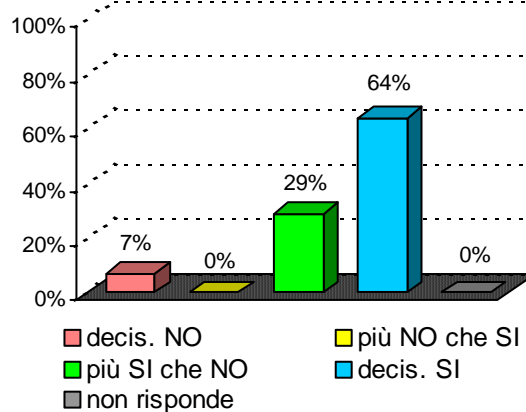
domanda 13 : accettabilità organizzazione complessiva



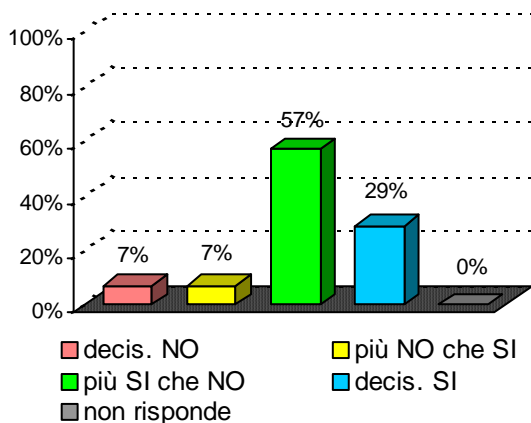
domanda 14 : chiarezza definizione modalità esame

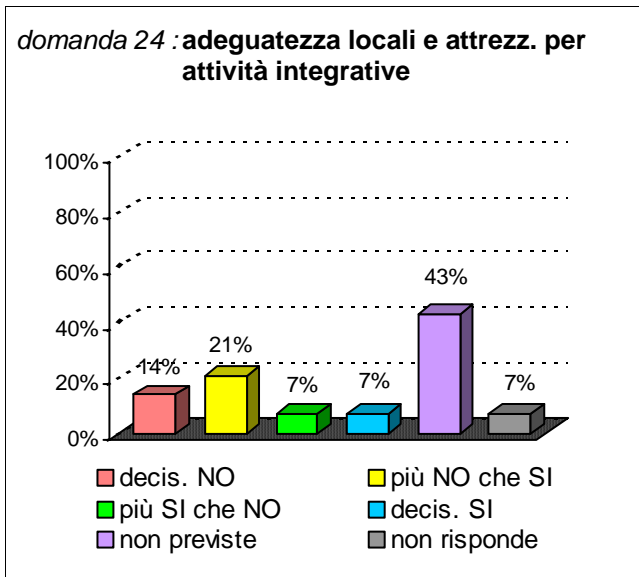
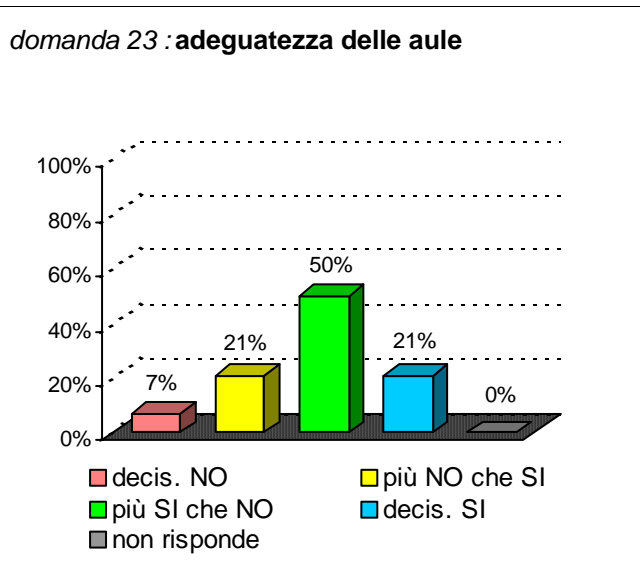


domanda 15 : rispetto orari svolgimento didattica

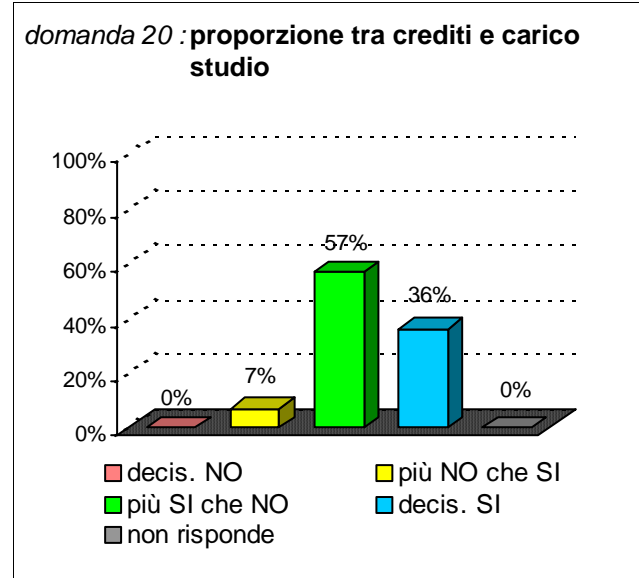
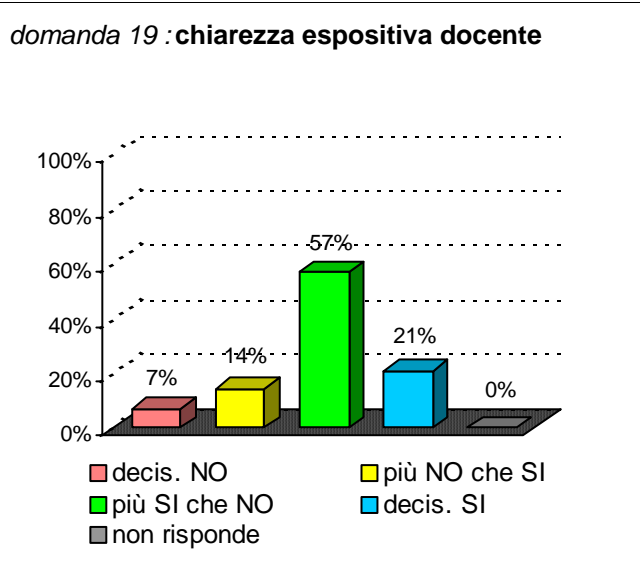
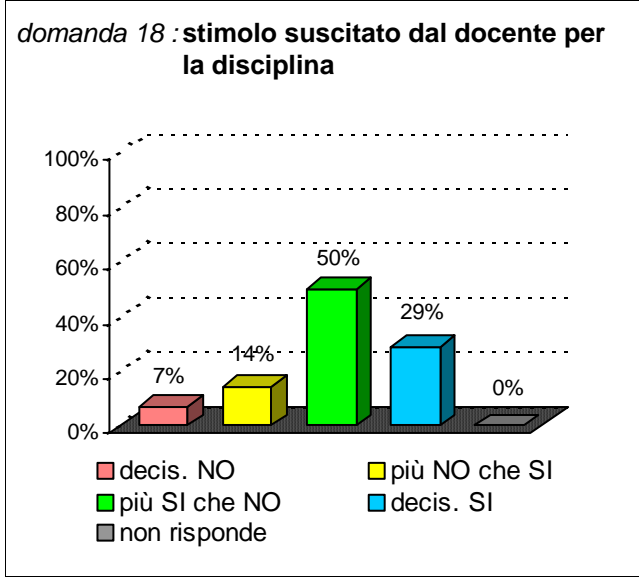
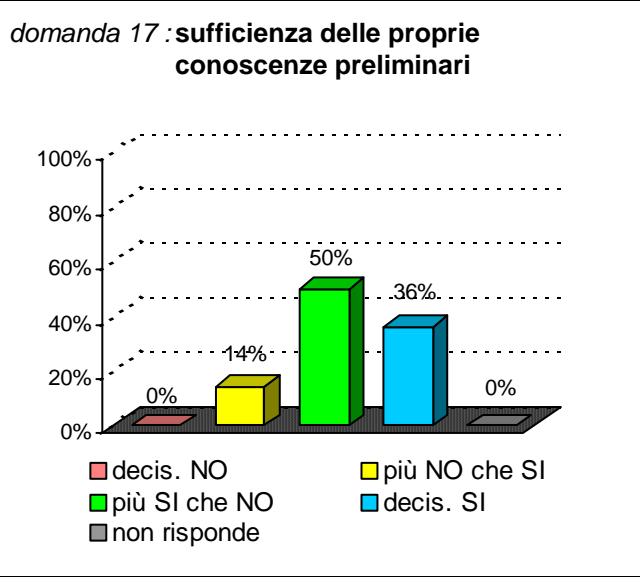


domanda 16 : reperibilità del docente

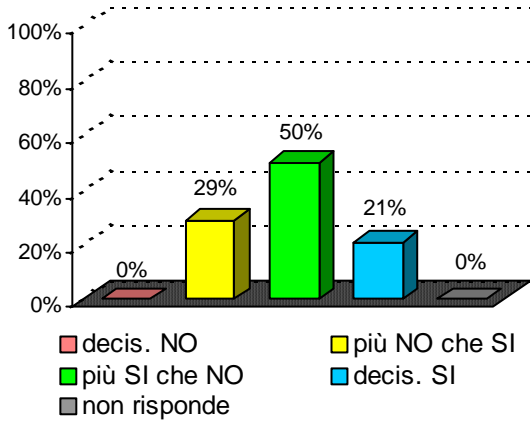




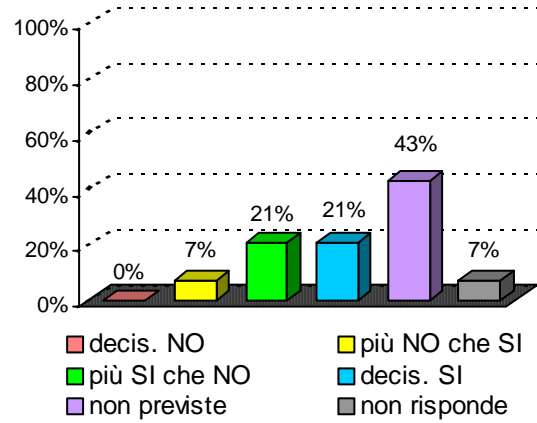
Didattica e Soddisfazione



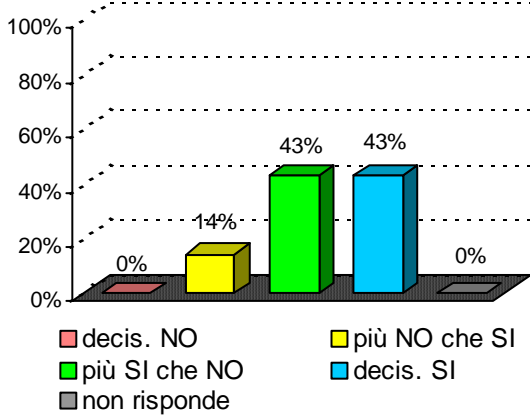
domanda 21 : adeguatezza materiale didattico



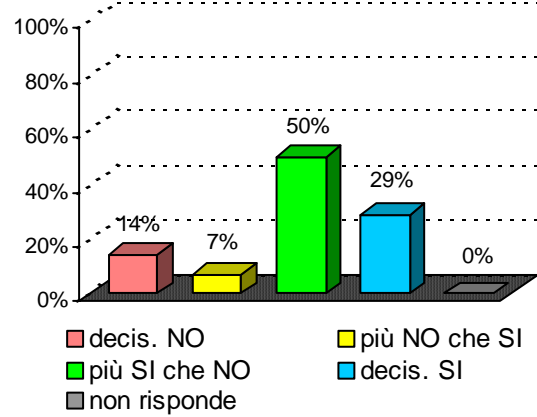
domanda 22 : utilità delle attività didattiche integrative



domanda 25 : interesse per argomenti della disciplina



domanda 26 : soddisfazione complessiva



Sintesi delle valutazioni (domande qualitative) dell'insegnamento confrontate con quelle del rispettivo Corso di Studi e del Dipartimento di afferenza

Valutazione dell' insegnamento con codice : 32121

domanda	decis. NO	più NO che SI	più SI che NO	decis. SI	non previste	non risponde
14	7%	7%	57%	29%		0%
15	7%	0%	29%	64%		0%
16	7%	7%	57%	29%		0%
17	0%	14%	50%	36%		0%
18	7%	14%	50%	29%		0%
19	7%	14%	57%	21%		0%
20	0%	7%	57%	36%		0%
21	0%	29%	50%	21%		0%
22	0%	7%	21%	21%	43%	7%
25	0%	14%	43%	43%		0%
26	14%	7%	50%	29%		0%

Valutazione del corso di laurea :

Ingegneria per l'ambiente e il territorio

classe : LM-35

sede didattica : CATANIA

domanda	decis. NO	più NO che SI	più SI che NO	decis. SI	non previste	non risponde
14	2%	13%	32%	51%		1%
15	4%	7%	24%	65%		0%
16	2%	5%	31%	62%		1%
17	6%	20%	44%	30%		0%
18	2%	7%	42%	48%		1%
19	1%	7%	36%	56%		1%
20	11%	18%	41%	30%		0%
21	4%	14%	39%	42%		1%
22	3%	7%	28%	38%	16%	8%
25	2%	8%	38%	52%		0%
26	4%	10%	39%	47%		0%

Valutazione del Dipart. : **Ingegneria Civile e Ambientale**

domanda	decis. NO	più NO che SI	più SI che NO	decis. SI	non previste	non risponde
14	6%	14%	40%	39%		1%
15	4%	8%	37%	51%		1%
16	3%	8%	43%	45%		2%
17	9%	20%	50%	21%		1%
18	7%	15%	45%	31%		1%
19	7%	14%	43%	36%		1%
20	10%	16%	48%	25%		1%
21	7%	18%	46%	27%		1%
22	4%	7%	20%	16%	49%	5%
25	3%	9%	43%	44%		1%
26	6%	15%	47%	31%		0%