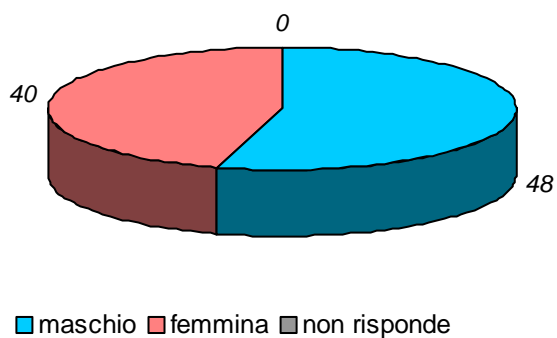


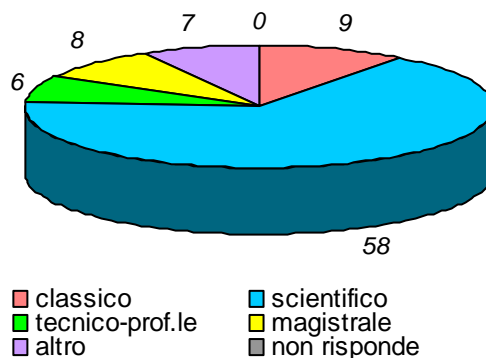
schede valide : 88    schede bianche : 1    schede nulle : 0

**Informazioni degli studenti**

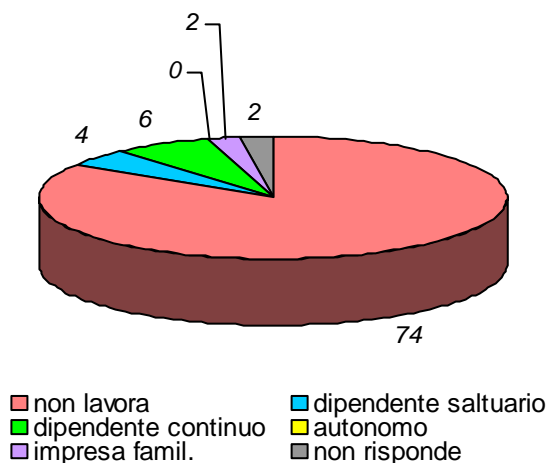
domanda 1: sesso



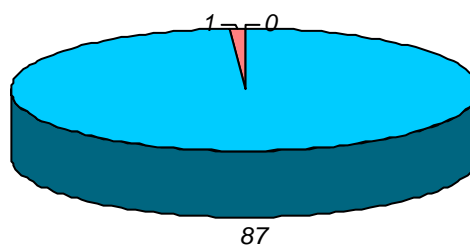
domanda 2: diploma scuola media sup.



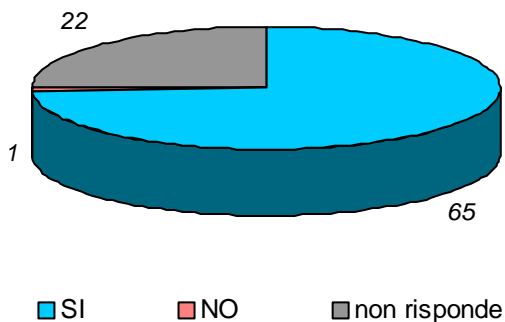
domanda 3: posizione lavorativa



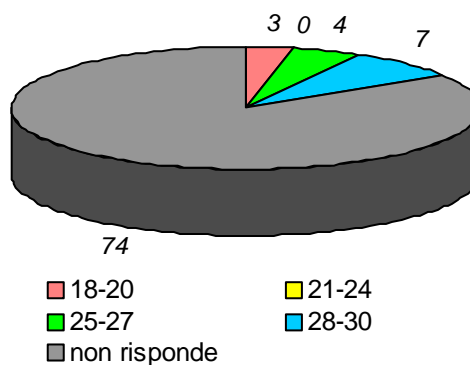
domanda 4: posizione universitaria



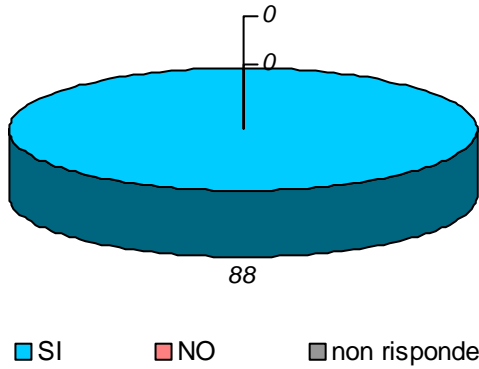
domanda 5: in regola con gli esami



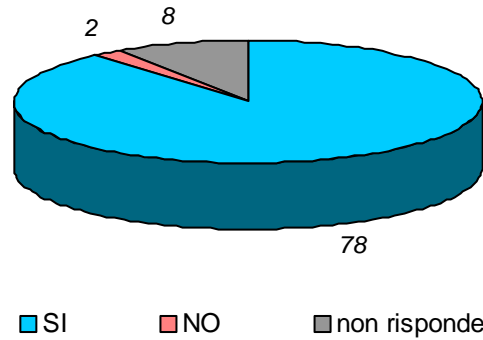
domanda 6: votazione media esami



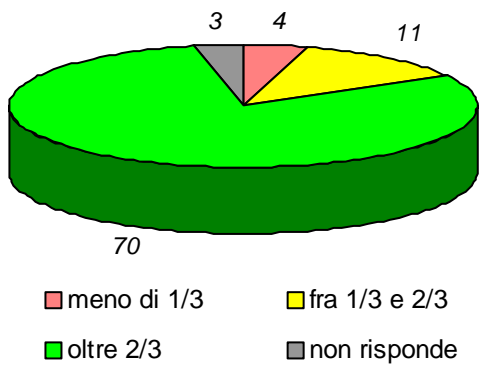
domanda 7: prima volta che affronta l'esame della disciplina



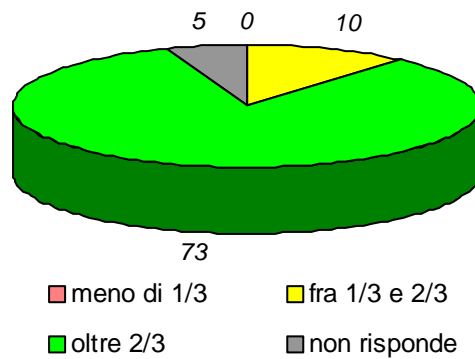
domanda 8: prima volta che segue la disciplina



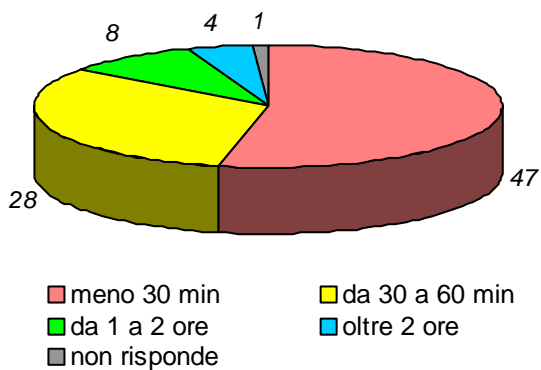
domanda 9: percentuale di frequenza della disciplina



domanda 10 : percentuale di frequenza delle discipline del piano studi

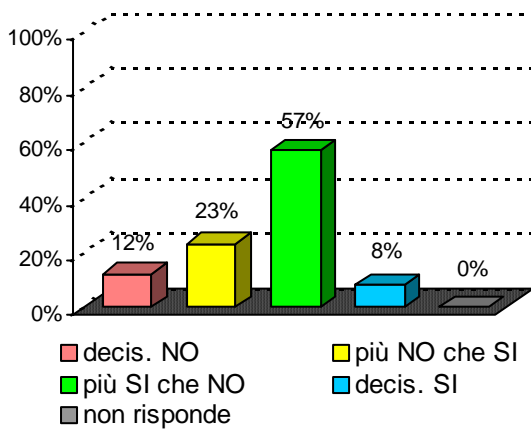


domanda 11 : tempo medio per raggiungere l'Università

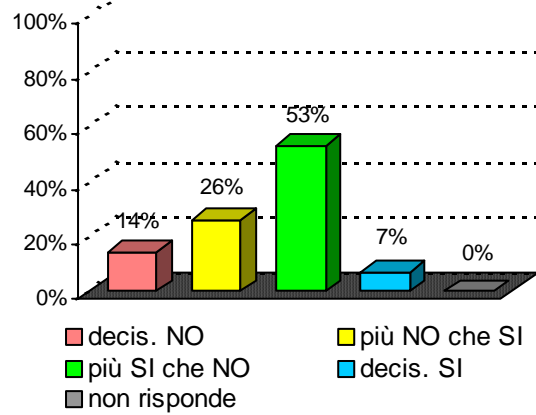


**Organizzazione e Infrastrutture**

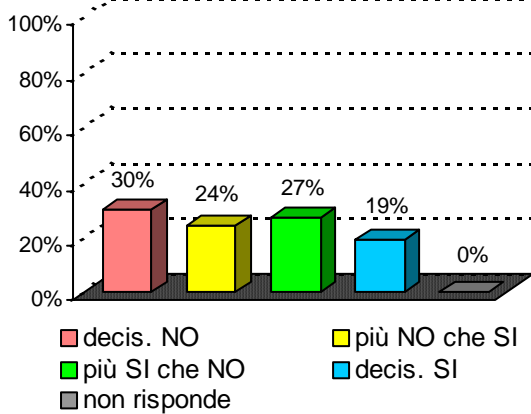
**domanda 12 : accettabilità carico studio totale**



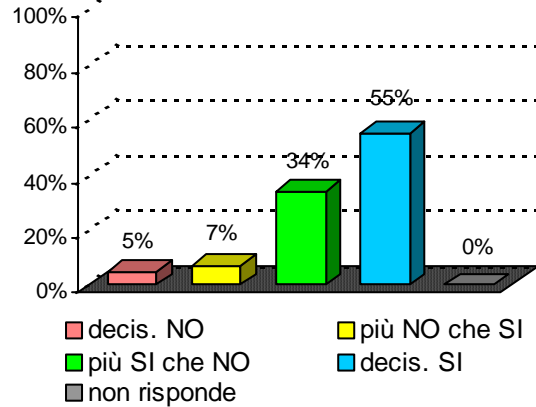
**domanda 13 : accettabilità organizzazione complessiva**



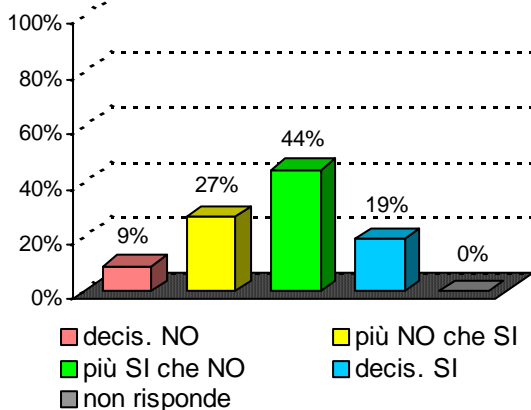
**domanda 14 : chiarezza definizione modalità esame**

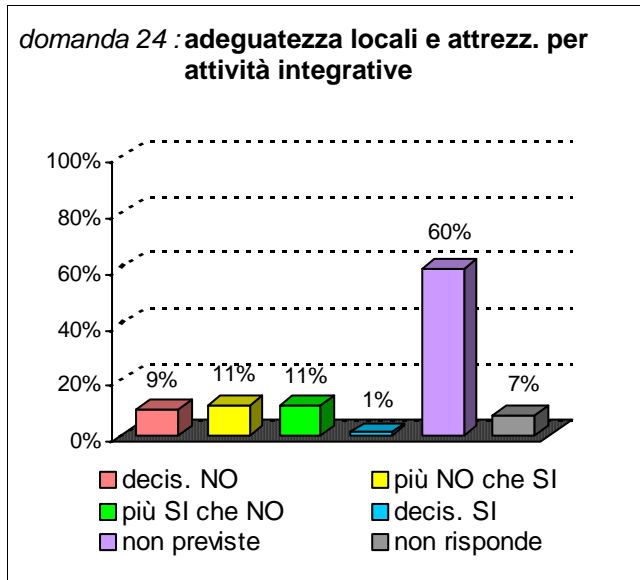
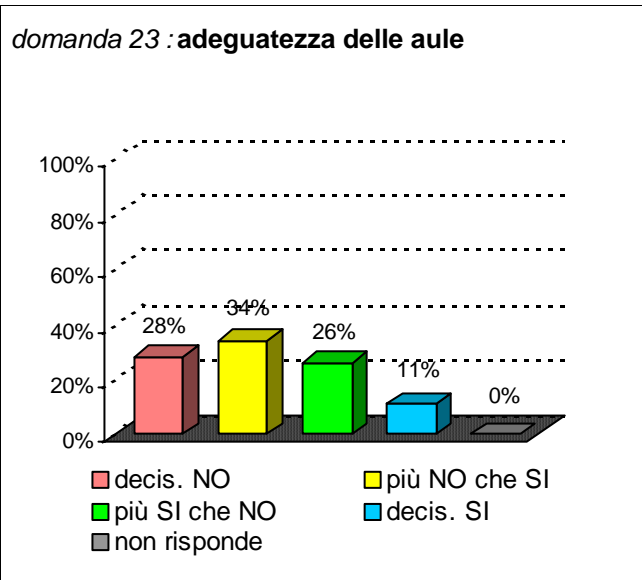


**domanda 15 : rispetto orari svolgimento didattica**

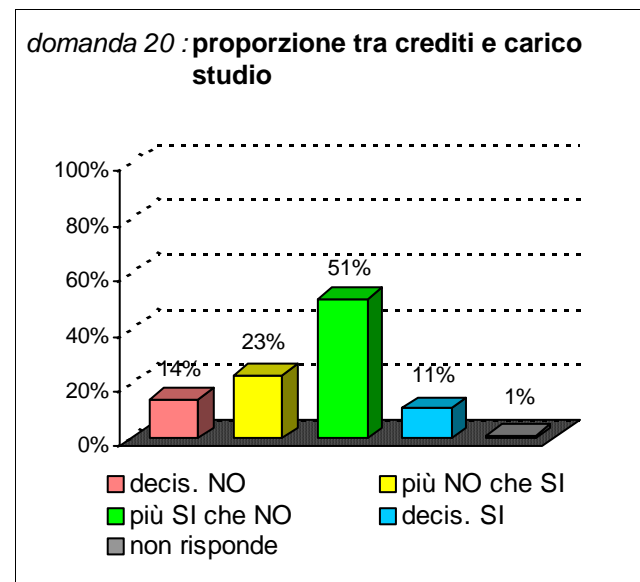
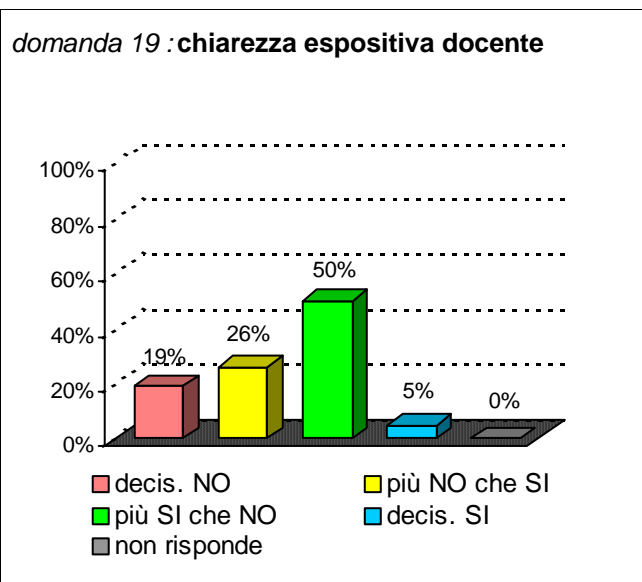
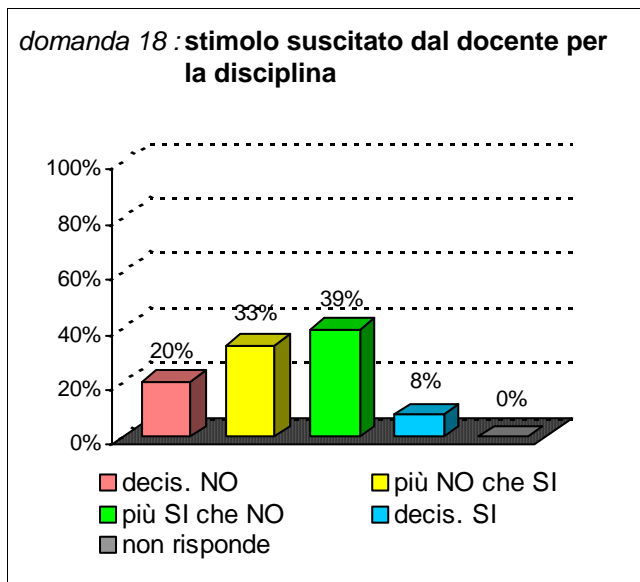
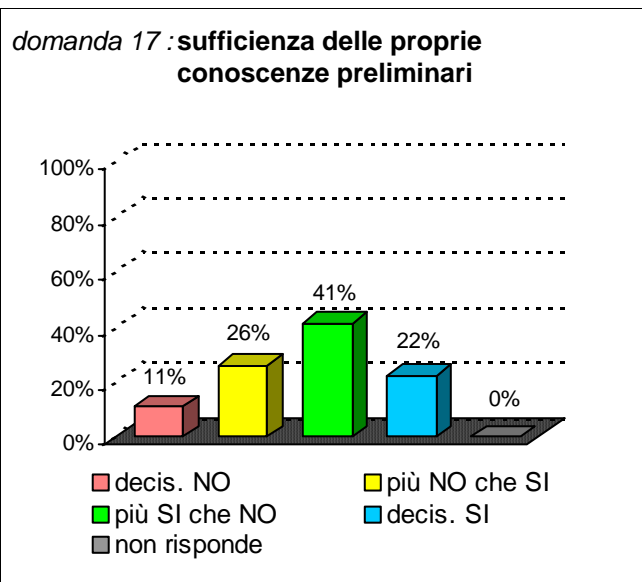


**domanda 16 : reperibilità del docente**

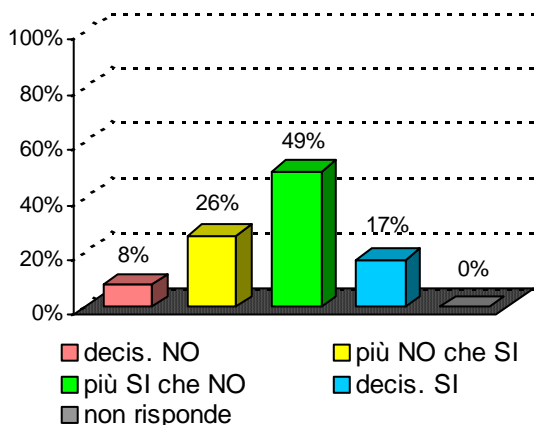




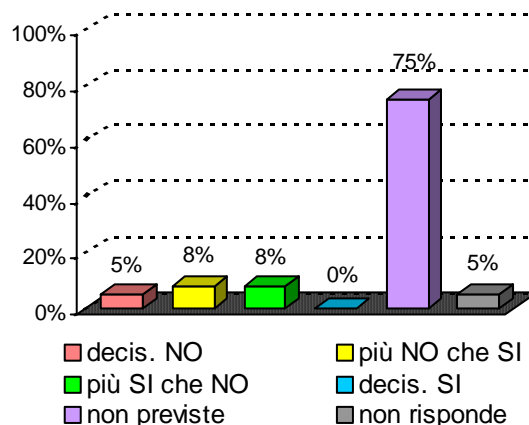
**Didattica e Soddisfazione**



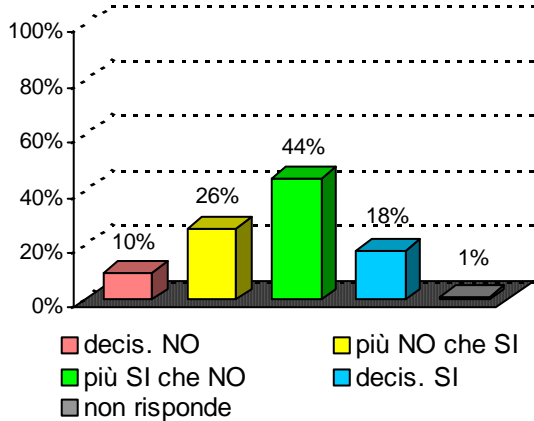
domanda 21 : adeguatezza materiale didattico



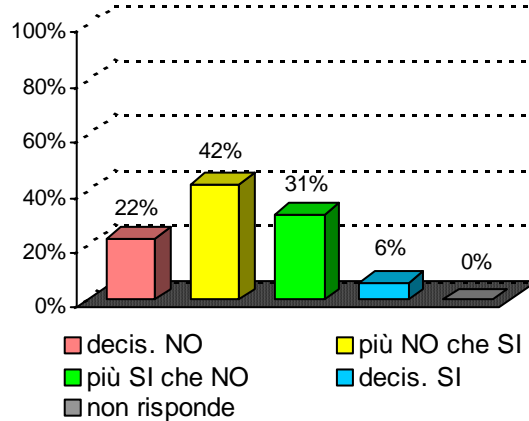
domanda 22 : utilità delle attività didattiche integrative



domanda 25 : interesse per argomenti della disciplina



domanda 26 : soddisfazione complessiva



**Sintesi delle valutazioni (domande qualitative) dell'insegnamento confrontate con quelle del rispettivo Corso di Studi e del Dipartimento di afferenza**

Valutazione dell' insegnamento con codice : 31370

| domanda | decis. NO | più NO che SI | più SI che NO | decis. SI | non previste | non risponde |
|---------|-----------|---------------|---------------|-----------|--------------|--------------|
| 14      | 30%       | 24%           | 27%           | 19%       |              | 0%           |
| 15      | 5%        | 7%            | 34%           | 55%       |              | 0%           |
| 16      | 9%        | 27%           | 44%           | 19%       |              | 0%           |
| 17      | 11%       | 26%           | 41%           | 22%       |              | 0%           |
| 18      | 20%       | 33%           | 39%           | 8%        |              | 0%           |
| 19      | 19%       | 26%           | 50%           | 5%        |              | 0%           |
| 20      | 14%       | 23%           | 51%           | 11%       |              | 1%           |
| 21      | 8%        | 26%           | 49%           | 17%       |              | 0%           |
| 22      | 5%        | 8%            | 8%            | 0%        | 75%          | 5%           |
| 25      | 10%       | 26%           | 44%           | 18%       |              | 1%           |
| 26      | 22%       | 42%           | 31%           | 6%        |              | 0%           |

Valutazione del corso di laurea :

**Scienze motorie**

classe : L-22

sede didattica : CATANIA

| domanda | decis. NO | più NO che SI | più SI che NO | decis. SI | non previste | non risponde |
|---------|-----------|---------------|---------------|-----------|--------------|--------------|
| 14      | 16%       | 21%           | 34%           | 28%       |              | 1%           |
| 15      | 10%       | 15%           | 38%           | 36%       |              | 1%           |
| 16      | 7%        | 18%           | 46%           | 28%       |              | 1%           |
| 17      | 13%       | 24%           | 42%           | 20%       |              | 1%           |
| 18      | 17%       | 23%           | 33%           | 26%       |              | 1%           |
| 19      | 13%       | 19%           | 37%           | 30%       |              | 1%           |
| 20      | 11%       | 20%           | 46%           | 21%       |              | 1%           |
| 21      | 10%       | 20%           | 46%           | 23%       |              | 1%           |
| 22      | 6%        | 8%            | 16%           | 13%       | 53%          | 5%           |
| 25      | 9%        | 15%           | 39%           | 36%       |              | 1%           |
| 26      | 14%       | 23%           | 36%           | 25%       |              | 1%           |

Valutazione del Dipart. : Scienze Bio-mediche

| domanda | decis. NO | più NO che SI | più SI che NO | decis. SI | non previste | non risponde |
|---------|-----------|---------------|---------------|-----------|--------------|--------------|
| 14      | 15%       | 20%           | 34%           | 30%       |              | 1%           |
| 15      | 10%       | 15%           | 37%           | 37%       |              | 1%           |
| 16      | 7%        | 18%           | 46%           | 28%       |              | 0%           |
| 17      | 12%       | 23%           | 42%           | 23%       |              | 0%           |
| 18      | 16%       | 22%           | 34%           | 27%       |              | 1%           |
| 19      | 13%       | 18%           | 37%           | 31%       |              | 1%           |
| 20      | 11%       | 20%           | 46%           | 21%       |              | 1%           |
| 21      | 10%       | 20%           | 47%           | 23%       |              | 1%           |
| 22      | 6%        | 8%            | 15%           | 12%       | 55%          | 4%           |
| 25      | 9%        | 15%           | 38%           | 37%       |              | 1%           |
| 26      | 14%       | 23%           | 37%           | 26%       |              | 1%           |