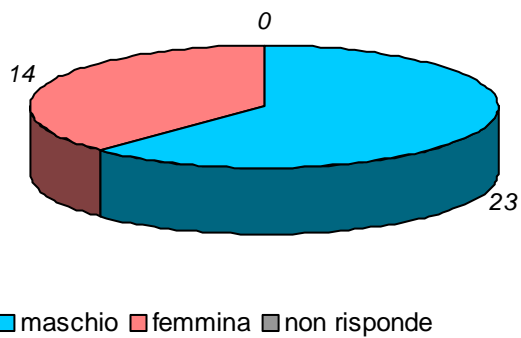


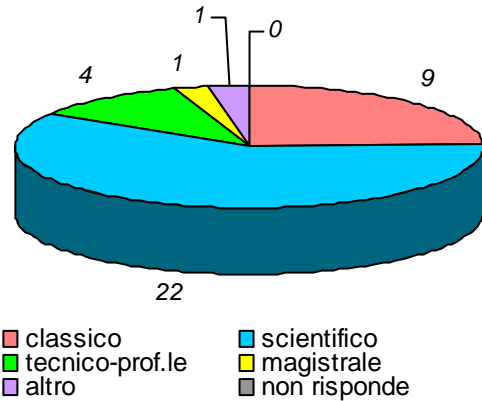
schede valide : 37    schede bianche : 0    schede nulle : 0

Informazioni degli studenti

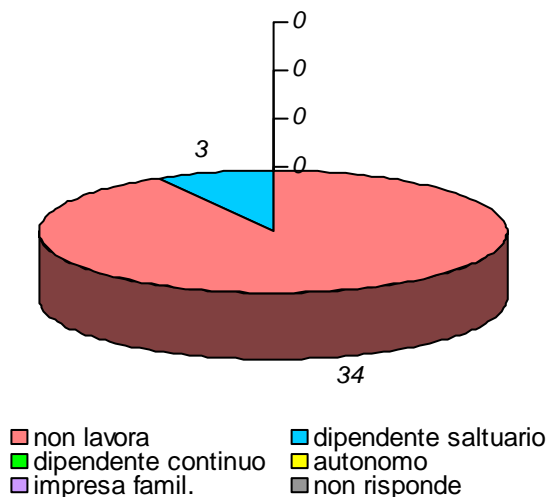
domanda 1: sesso



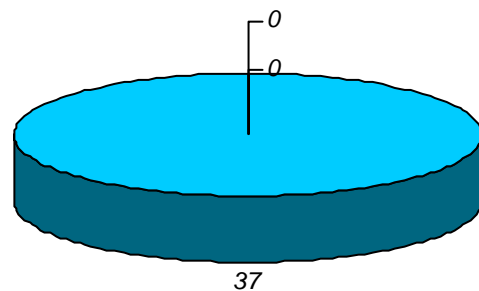
domanda 2: diploma scuola media sup.



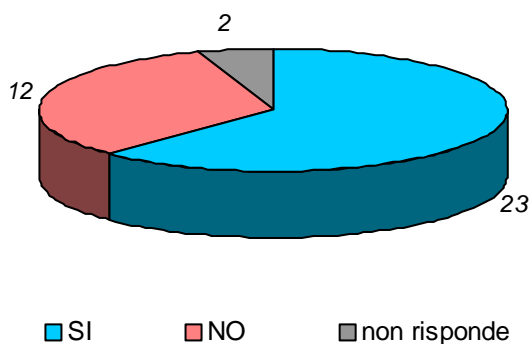
domanda 3: posizione lavorativa



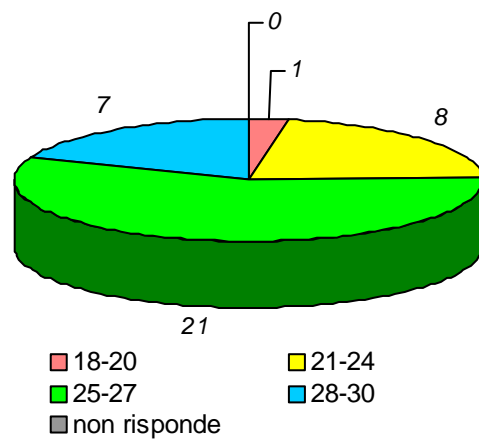
domanda 4: posizione universitaria



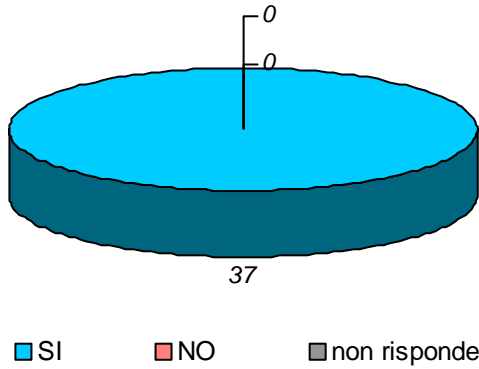
domanda 5: in regola con gli esami



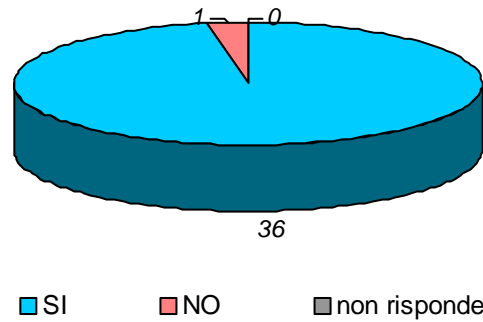
domanda 6: votazione media esami



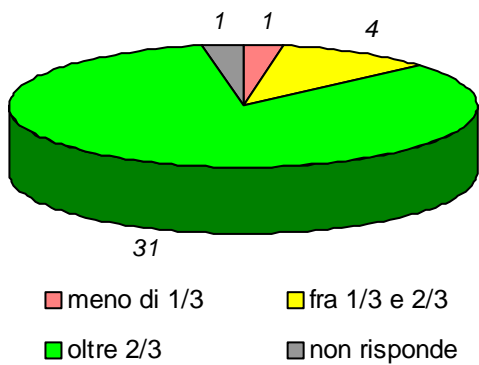
domanda 7: prima volta che affronta l'esame della disciplina



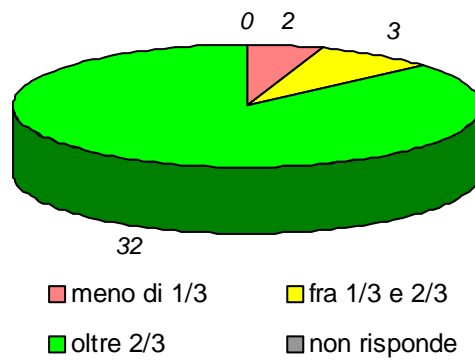
domanda 8: prima volta che segue la disciplina



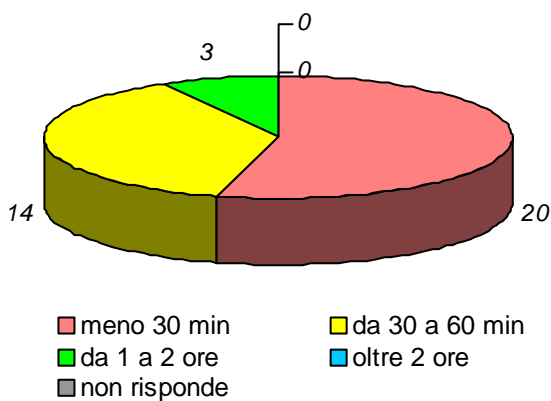
domanda 9: percentuale di frequenza della disciplina



domanda 10 : percentuale di frequenza delle discipline del piano studi

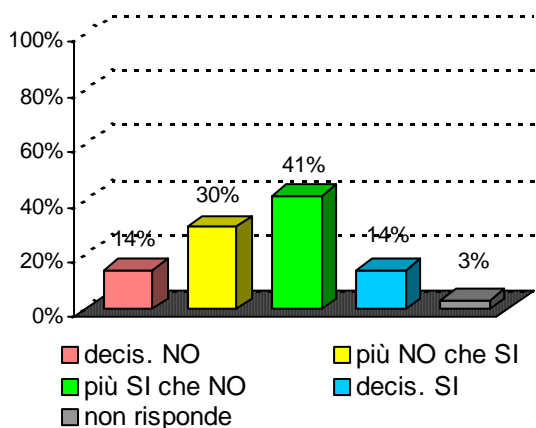


domanda 11 : tempo medio per raggiungere l'Università

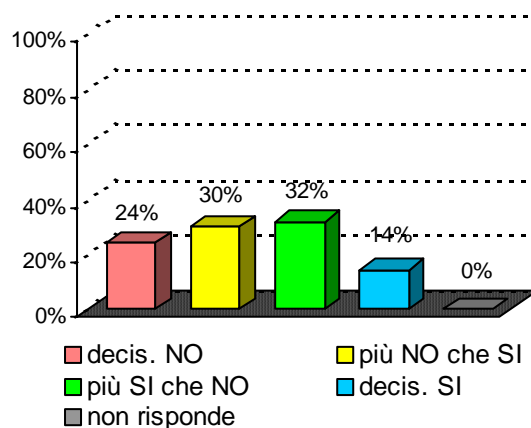


**Organizzazione e Infrastrutture**

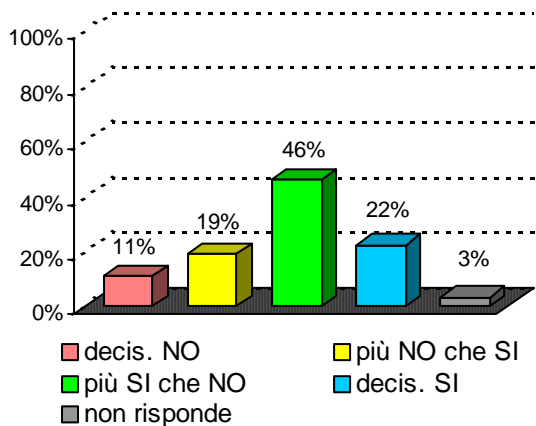
**domanda 12 : accettabilità carico studio totale**



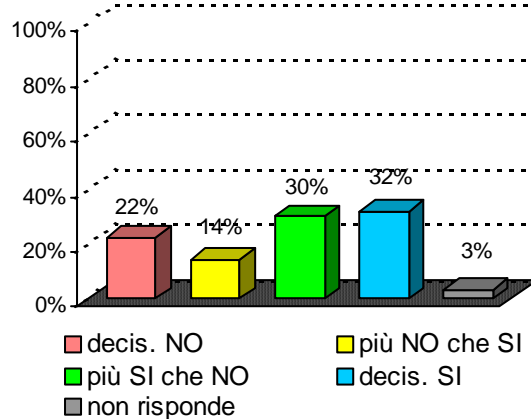
**domanda 13 : accettabilità organizzazione complessiva**



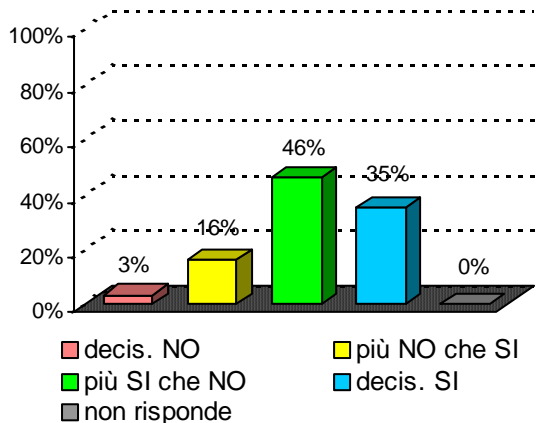
**domanda 14 : chiarezza definizione modalità esame**

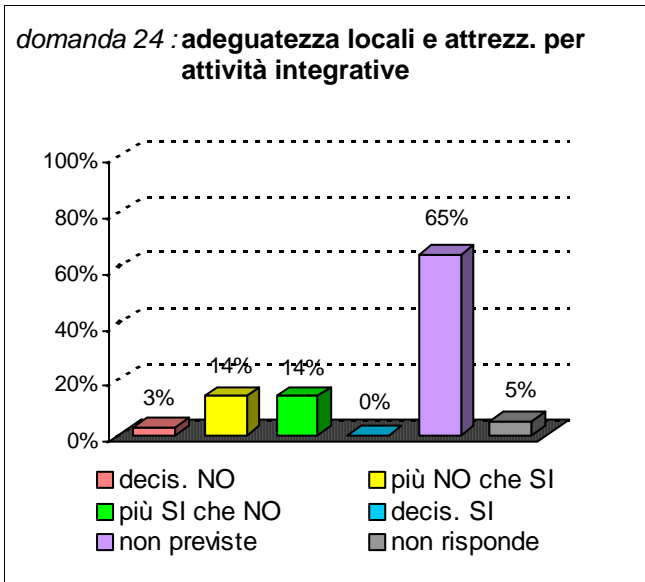
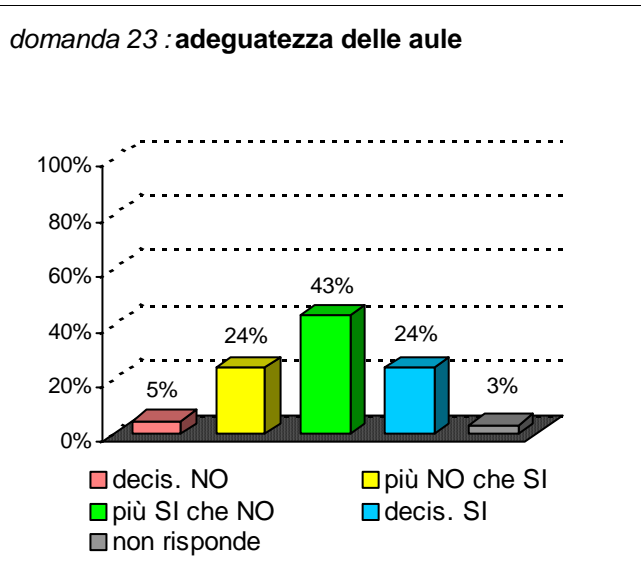


**domanda 15 : rispetto orari svolgimento didattica**

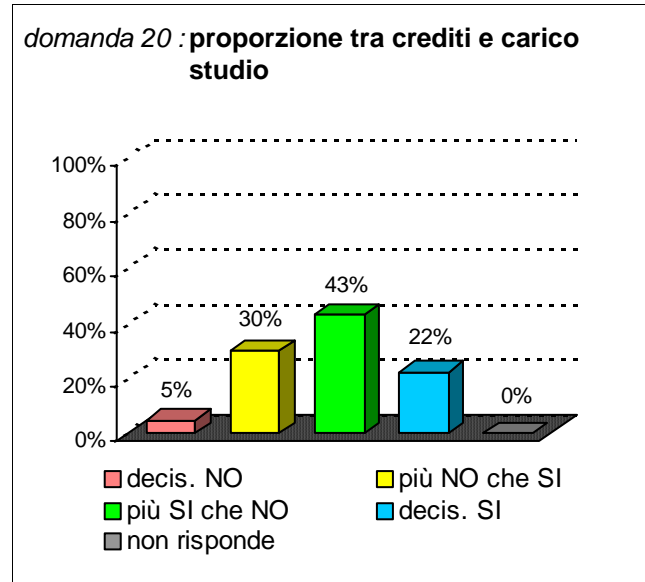
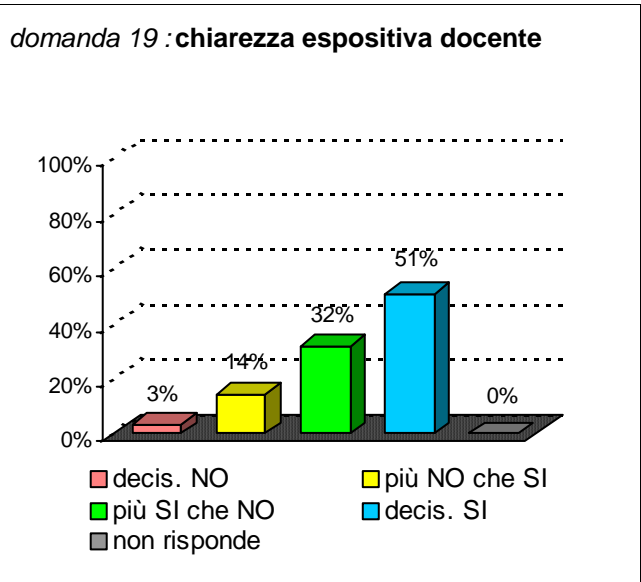
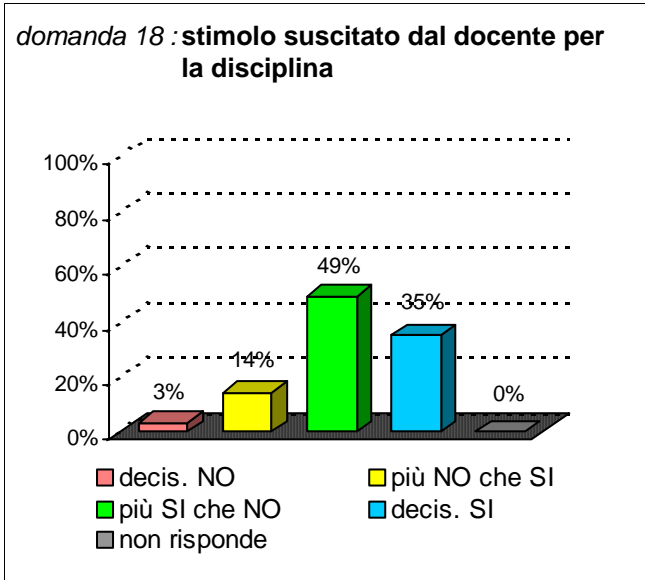
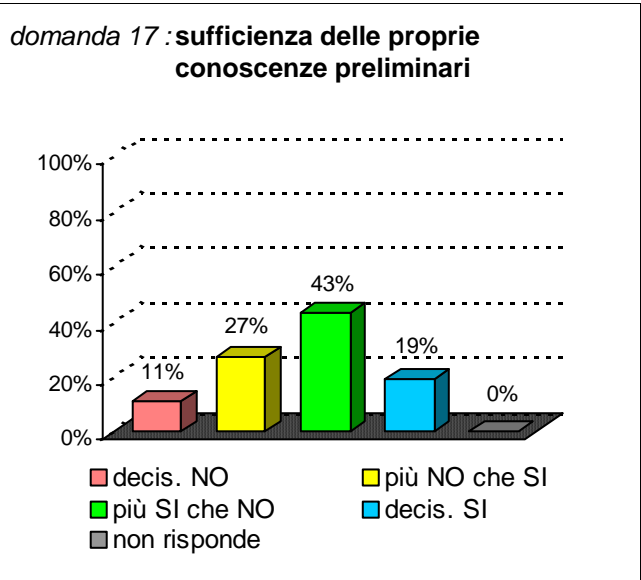


**domanda 16 : reperibilità del docente**

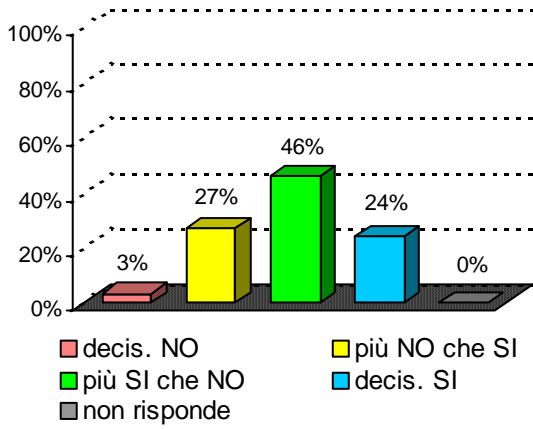




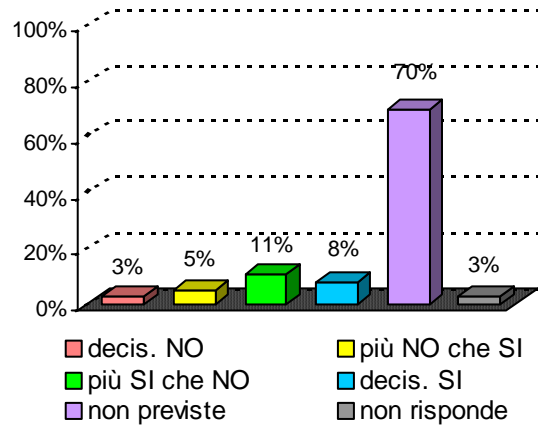
**Didattica e Soddisfazione**



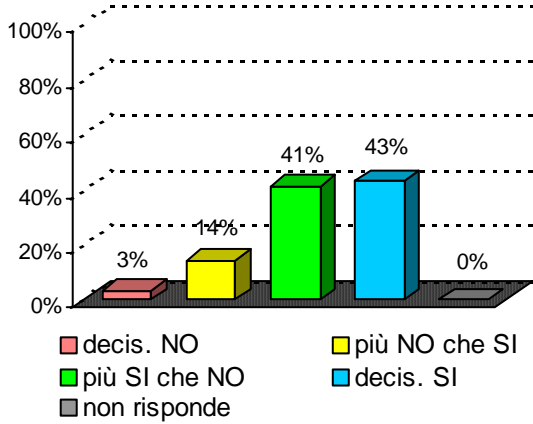
domanda 21 : adeguatezza materiale didattico



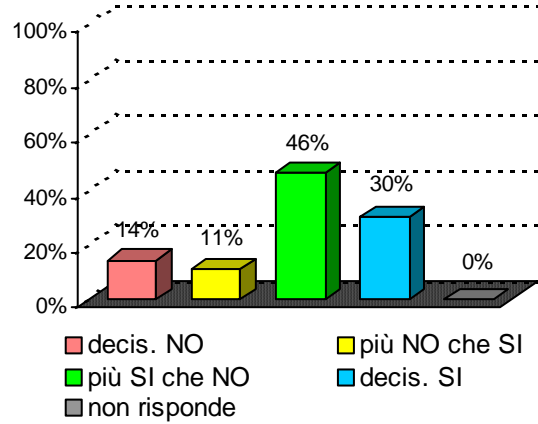
domanda 22 : utilità delle attività didattiche integrative



domanda 25 : interesse per argomenti della disciplina



domanda 26 : soddisfazione complessiva



**Sintesi delle valutazioni (domande qualitative) dell'insegnamento confrontate con quelle del rispettivo Corso di Studi e del Dipartimento di afferenza**

Valutazione dell' insegnamento con codice : 31432

domanda	decis. NO	più NO che SI	più SI che NO	decis. SI	non previste	non risponde
14	11%	19%	46%	22%		3%
15	22%	14%	30%	32%		3%
16	3%	16%	46%	35%		0%
17	11%	27%	43%	19%		0%
18	3%	14%	49%	35%		0%
19	3%	14%	32%	51%		0%
20	5%	30%	43%	22%		0%
21	3%	27%	46%	24%		0%
22	3%	5%	11%	8%	70%	3%
25	3%	14%	41%	43%		0%
26	14%	11%	46%	30%		0%

Valutazione del corso di laurea :

**Scienze motorie**

classe : L-22

sede didattica : CATANIA

domanda	decis. NO	più NO che SI	più SI che NO	decis. SI	non previste	non risponde
14	16%	21%	34%	28%		1%
15	10%	15%	38%	36%		1%
16	7%	18%	46%	28%		1%
17	13%	24%	42%	20%		1%
18	17%	23%	33%	26%		1%
19	13%	19%	37%	30%		1%
20	11%	20%	46%	21%		1%
21	10%	20%	46%	23%		1%
22	6%	8%	16%	13%	53%	5%
25	9%	15%	39%	36%		1%
26	14%	23%	36%	25%		1%

Valutazione del Dipart. : Scienze Bio-mediche

domanda	decis. NO	più NO che SI	più SI che NO	decis. SI	non previste	non risponde
14	15%	20%	34%	30%		1%
15	10%	15%	37%	37%		1%
16	7%	18%	46%	28%		0%
17	12%	23%	42%	23%		0%
18	16%	22%	34%	27%		1%
19	13%	18%	37%	31%		1%
20	11%	20%	46%	21%		1%
21	10%	20%	47%	23%		1%
22	6%	8%	15%	12%	55%	4%
25	9%	15%	38%	37%		1%
26	14%	23%	37%	26%		1%