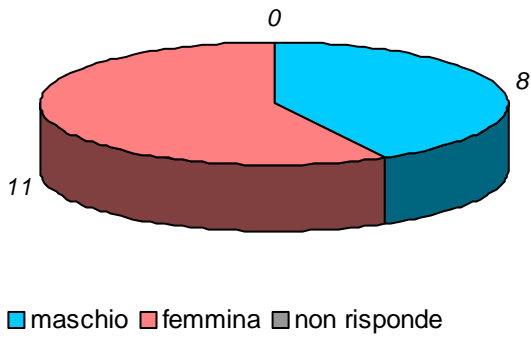


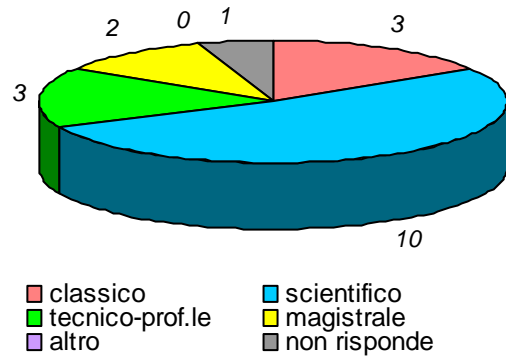
schede valide : 19 schede bianche : 0 schede nulle : 0

Informazioni degli studenti

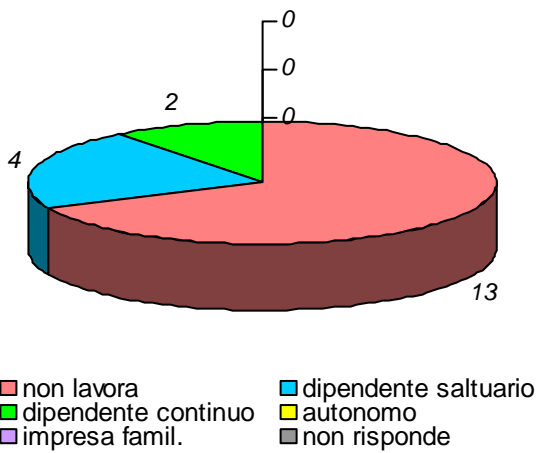
domanda 1: sesso



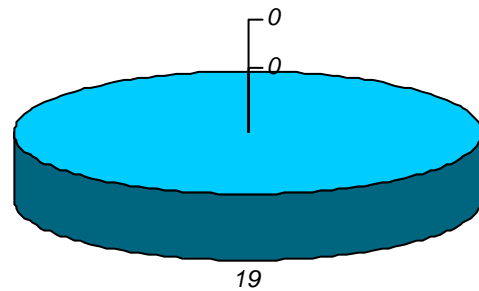
domanda 2: diploma scuola media sup.



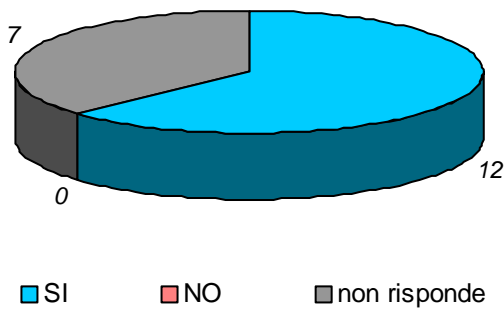
domanda 3: posizione lavorativa



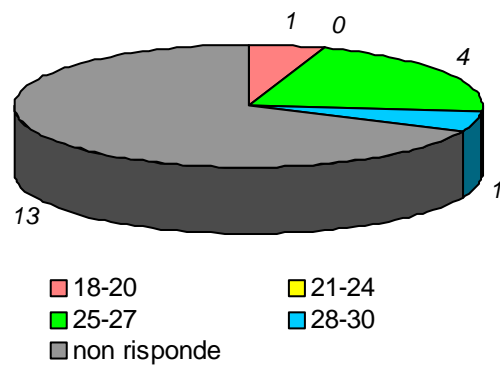
domanda 4: posizione universitaria



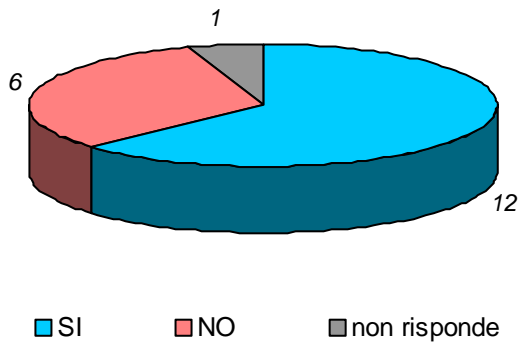
domanda 5: in regola con gli esami



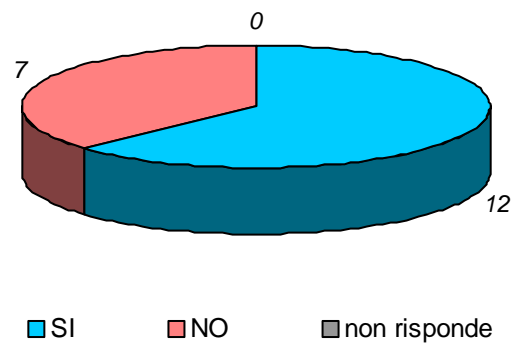
domanda 6: votazione media esami



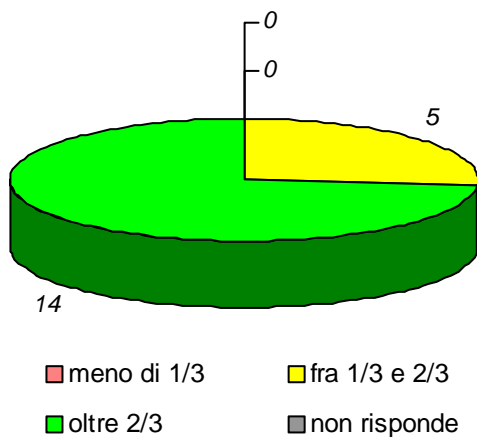
domanda 7: prima volta che affronta l'esame della disciplina



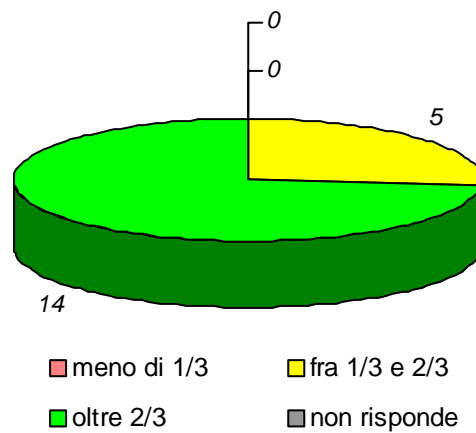
domanda 8: prima volta che segue la disciplina



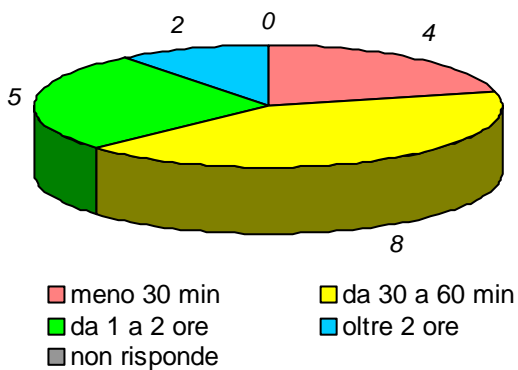
domanda 9: percentuale di frequenza della disciplina



domanda 10 : percentuale di frequenza delle discipline del piano studi

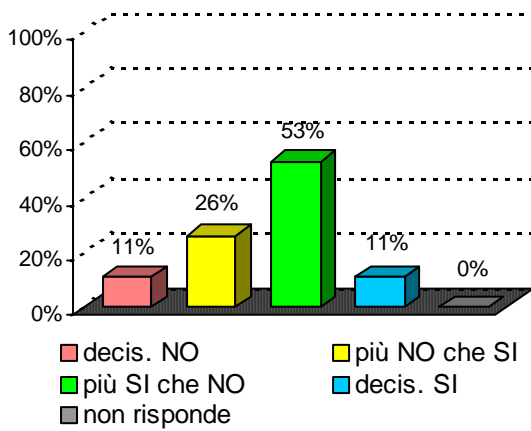


domanda 11 : tempo medio per raggiungere l'Università

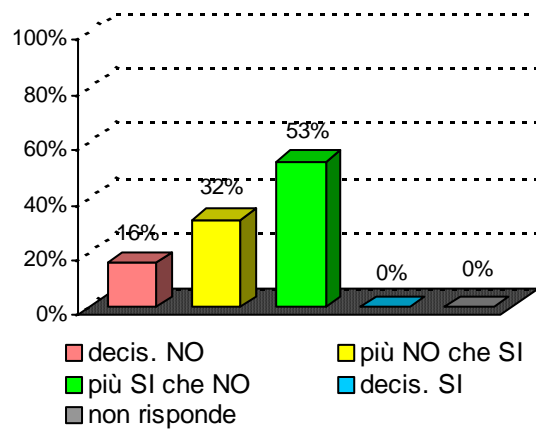


Organizzazione e Infrastrutture

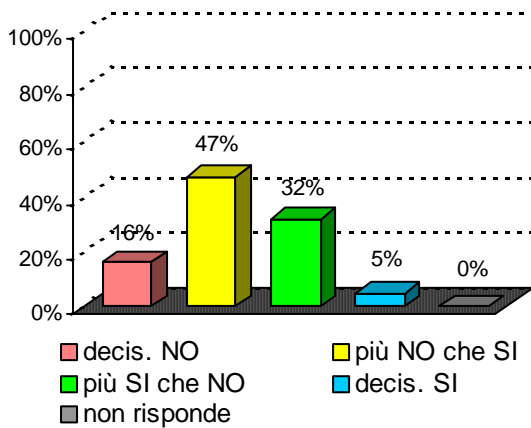
domanda 12 : accettabilità carico studio totale



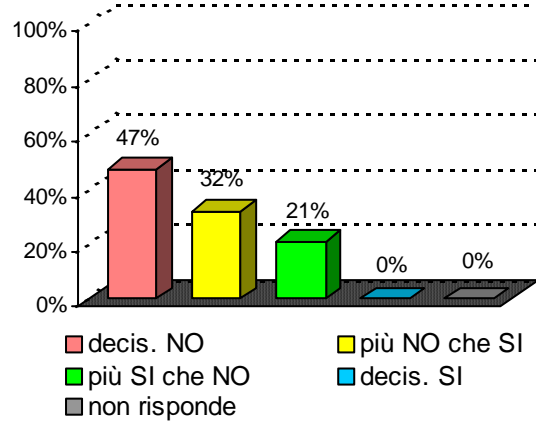
domanda 13 : accettabilità organizzazione complessiva



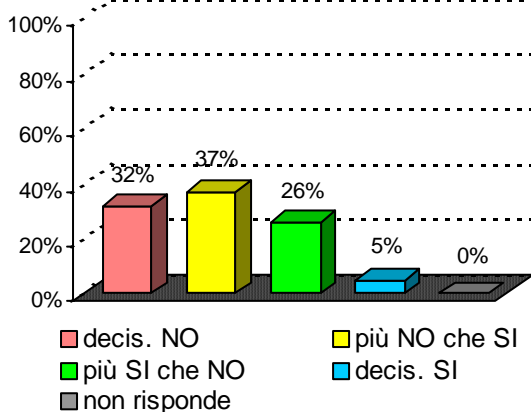
domanda 14 : chiarezza definizione modalità esame

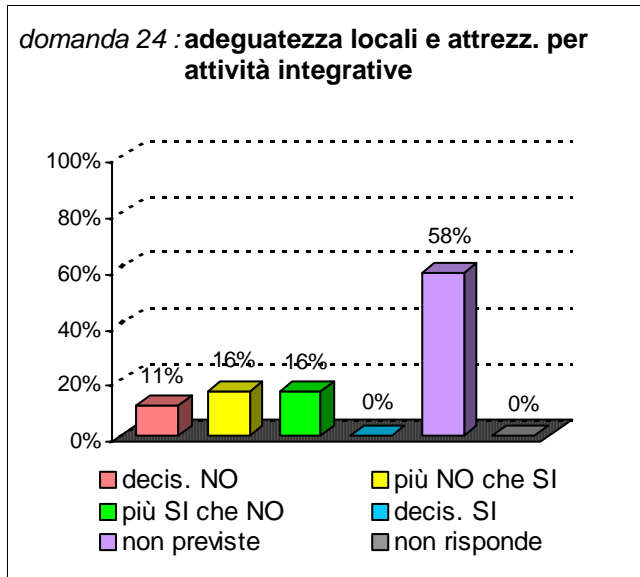
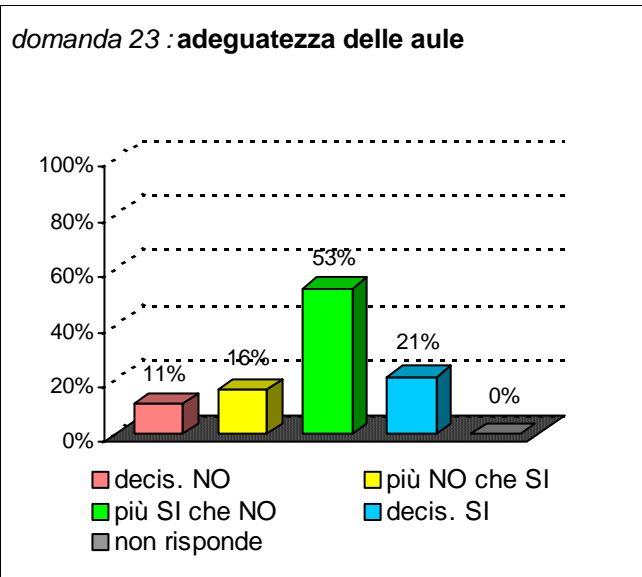


domanda 15 : rispetto orari svolgimento didattica

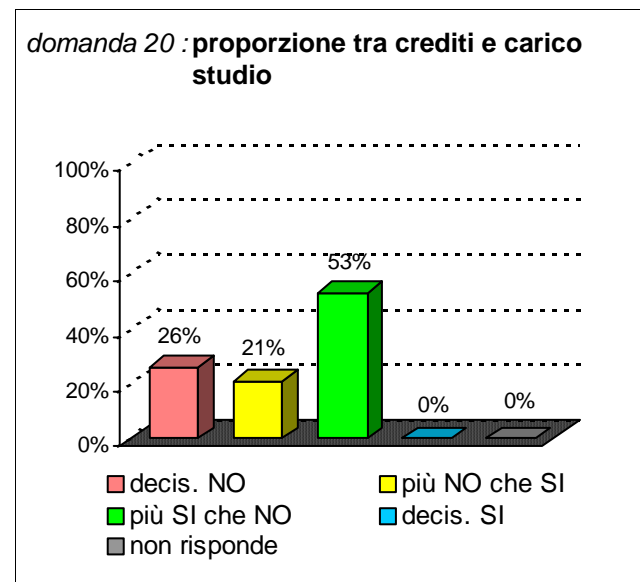
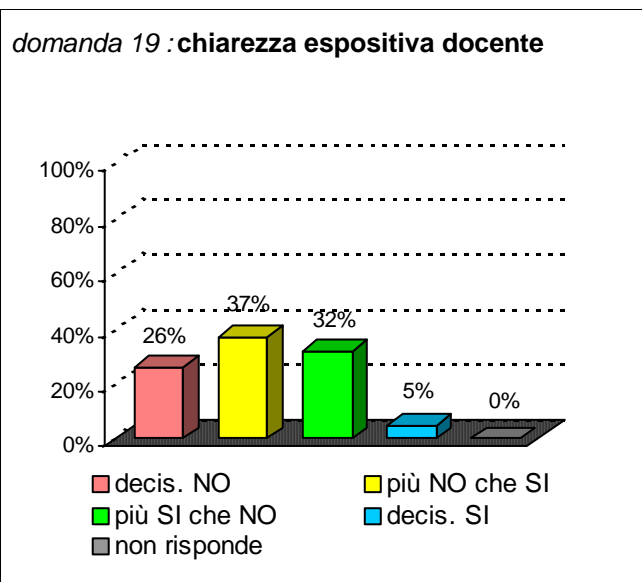
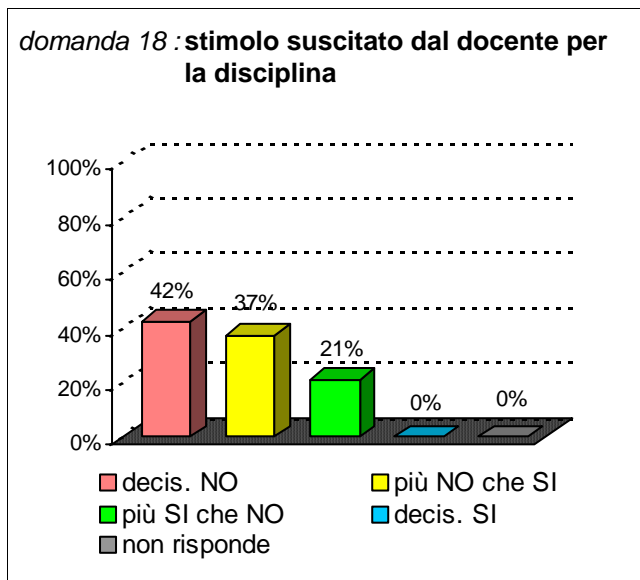
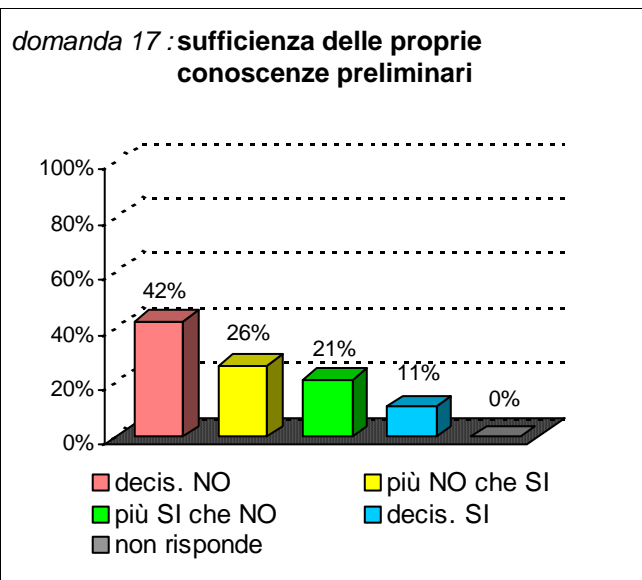


domanda 16 : reperibilità del docente

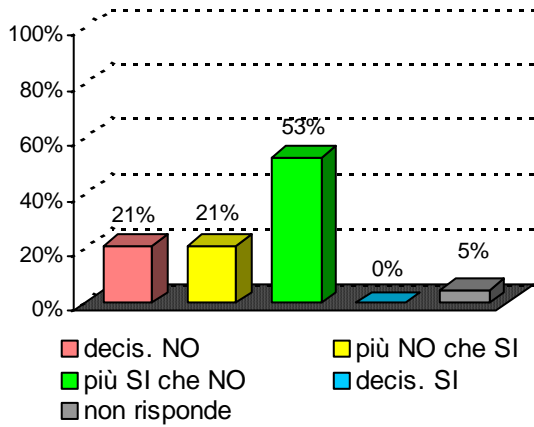




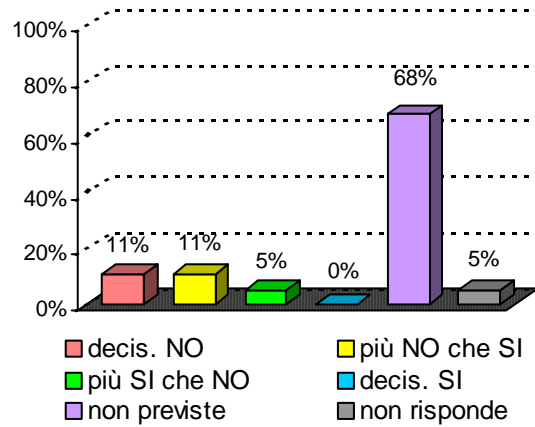
Didattica e Soddisfazione



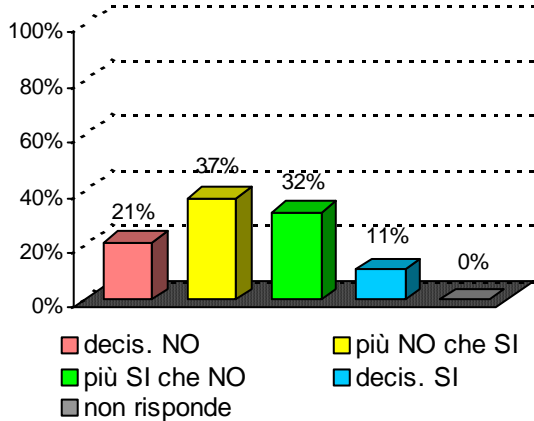
domanda 21 : adeguatezza materiale didattico



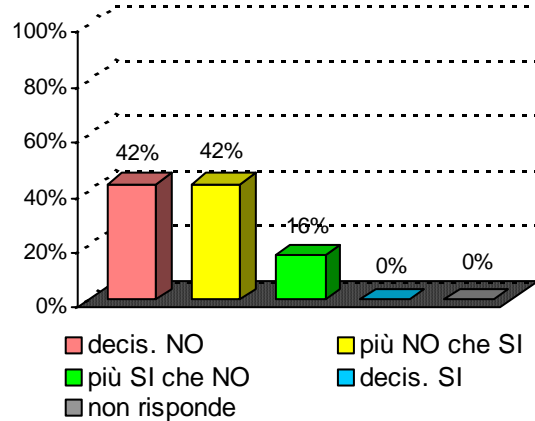
domanda 22 : utilità delle attività didattiche integrative



domanda 25 : interesse per argomenti della disciplina



domanda 26 : soddisfazione complessiva



Sintesi delle valutazioni (domande qualitative) dell'insegnamento confrontate con quelle del rispettivo Corso di Studi e del Dipartimento di afferenza

Valutazione dell' insegnamento con codice : **32416**

domanda	decis. NO	più NO che SI	più SI che NO	decis. SI	non previste	non risponde
14	16%	47%	32%	5%		0%
15	47%	32%	21%	0%		0%
16	32%	37%	26%	5%		0%
17	42%	26%	21%	11%		0%
18	42%	37%	21%	0%		0%
19	26%	37%	32%	5%		0%
20	26%	21%	53%	0%		0%
21	21%	21%	53%	0%		5%
22	11%	11%	5%	0%	68%	5%
25	21%	37%	32%	11%		0%
26	42%	42%	16%	0%		0%

Valutazione del corso di laurea :

Scienze e tecniche delle attività motorie preventive e adattate

classe : **LM-67**

sede didattica : **CATANIA**

domanda	decis. NO	più NO che SI	più SI che NO	decis. SI	non previste	non risponde
14	11%	17%	29%	42%		0%
15	13%	16%	30%	41%		0%
16	8%	17%	46%	29%		0%
17	8%	15%	36%	40%		0%
18	11%	19%	34%	33%		1%
19	8%	17%	38%	37%		0%
20	12%	19%	47%	22%		0%
21	11%	15%	49%	23%		1%
22	7%	11%	8%	4%	68%	1%
25	8%	17%	35%	40%		0%
26	12%	22%	40%	26%		0%

Valutazione del Dipart. : **Scienze Bio-mediche**

domanda	decis. NO	più NO che SI	più SI che NO	decis. SI	non previste	non risponde
14	15%	20%	34%	30%		1%
15	10%	15%	37%	37%		1%
16	7%	18%	46%	28%		0%
17	12%	23%	42%	23%		0%
18	16%	22%	34%	27%		1%
19	13%	18%	37%	31%		1%
20	11%	20%	46%	21%		1%
21	10%	20%	47%	23%		1%
22	6%	8%	15%	12%	55%	4%
25	9%	15%	38%	37%		1%
26	14%	23%	37%	26%		1%