

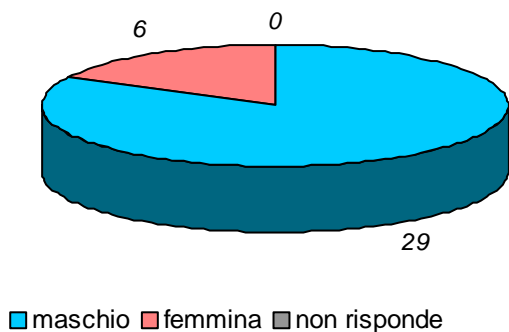
schede valide : 35

schede bianche : 0

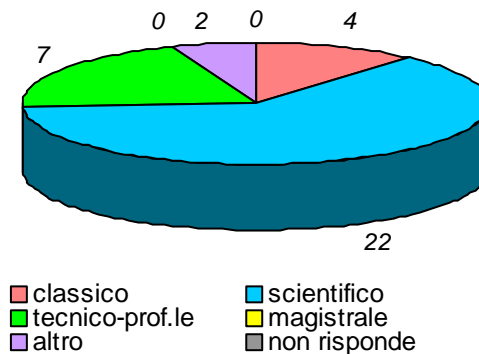
schede nulle : 0

Informazioni degli studenti

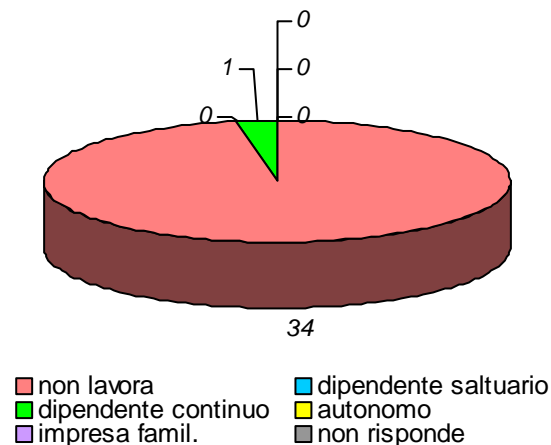
domanda 1: sesso



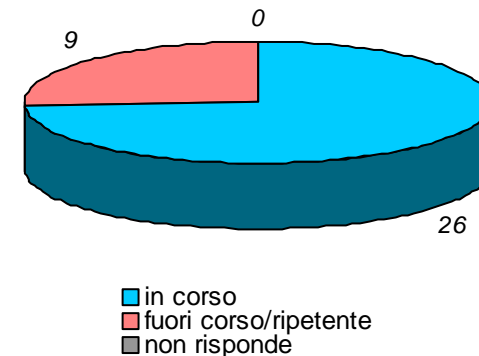
domanda 2: diploma scuola media sup.



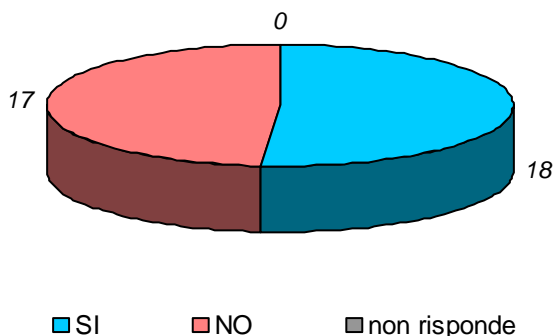
domanda 3: posizione lavorativa



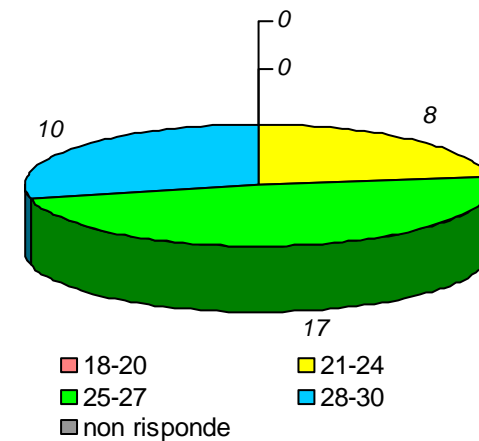
domanda 4: posizione universitaria



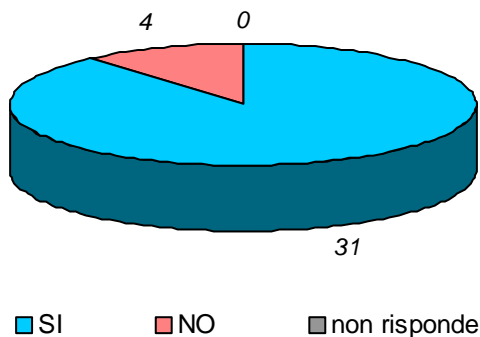
domanda 5: in regola con gli esami



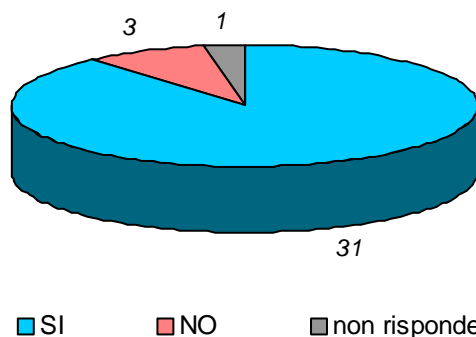
domanda 6: votazione media esami



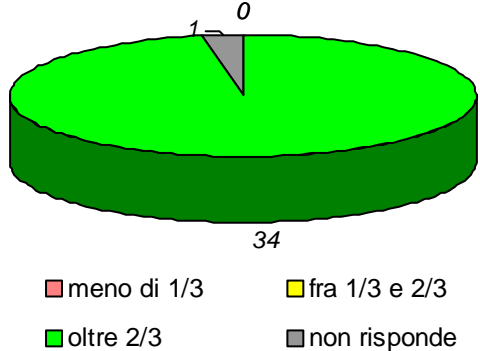
domanda 7: prima volta che affronta l'esame della disciplina



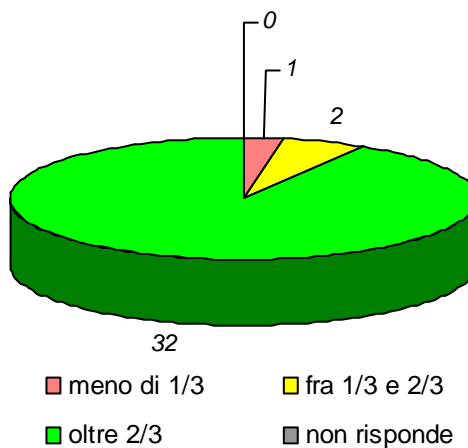
domanda 8: prima volta che segue la disciplina



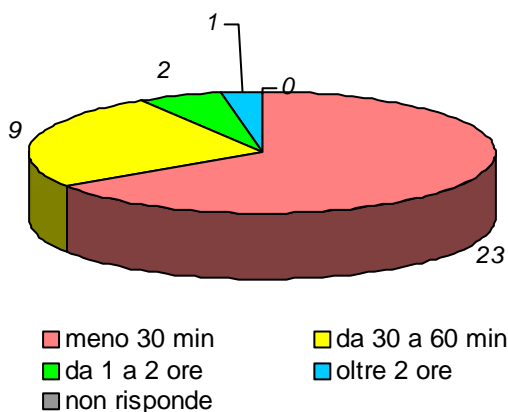
domanda 9: percentuale di frequenza della disciplina



domanda 10 : percentuale di frequenza delle discipline del piano studi

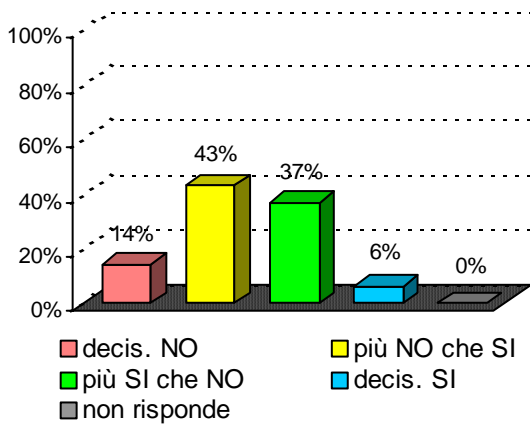


domanda 11 : tempo medio per raggiungere l'Università

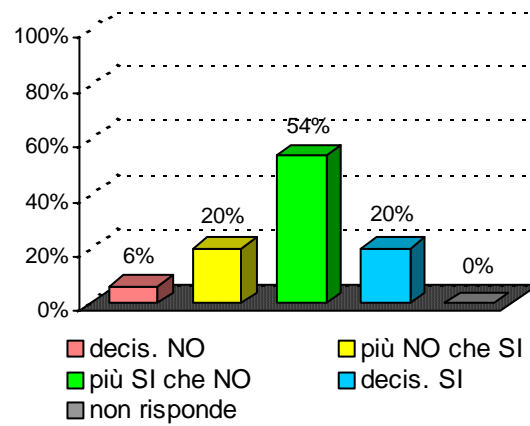


**Organizzazione e Infrastrutture**

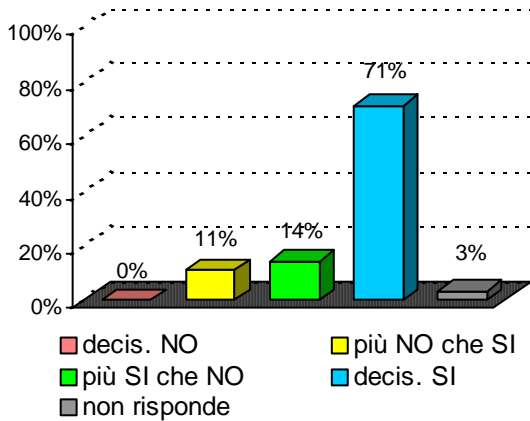
**domanda 12 : accettabilità carico studio totale**



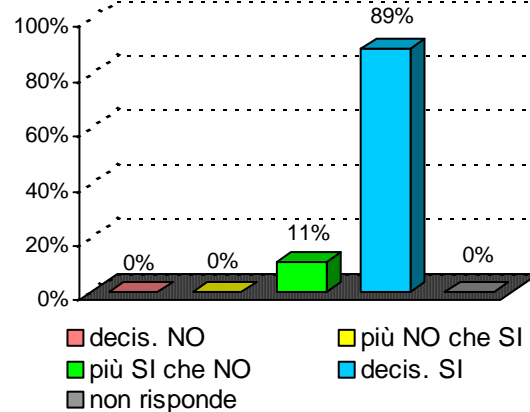
**domanda 13 : accettabilità organizzazione complessiva**



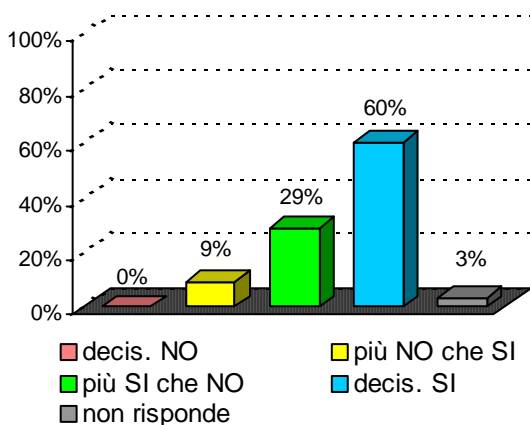
**domanda 14 : chiarezza definizione modalità esame**

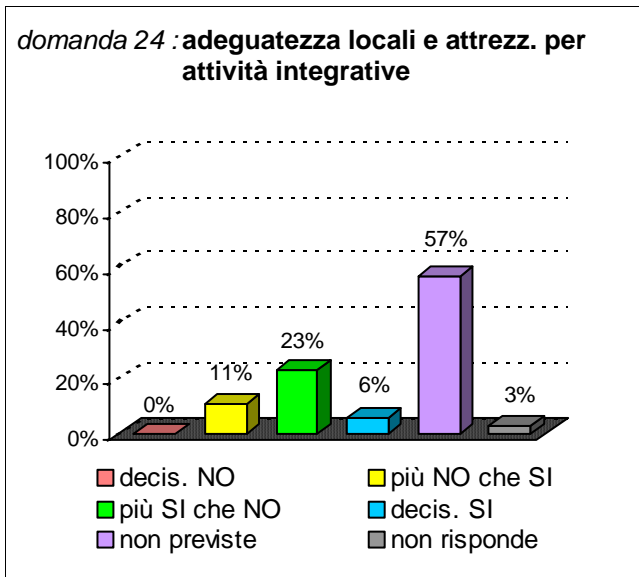
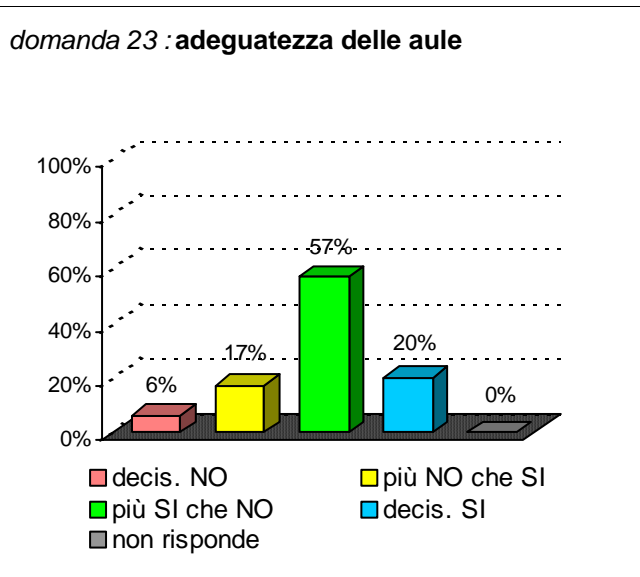


**domanda 15 : rispetto orari svolgimento didattica**

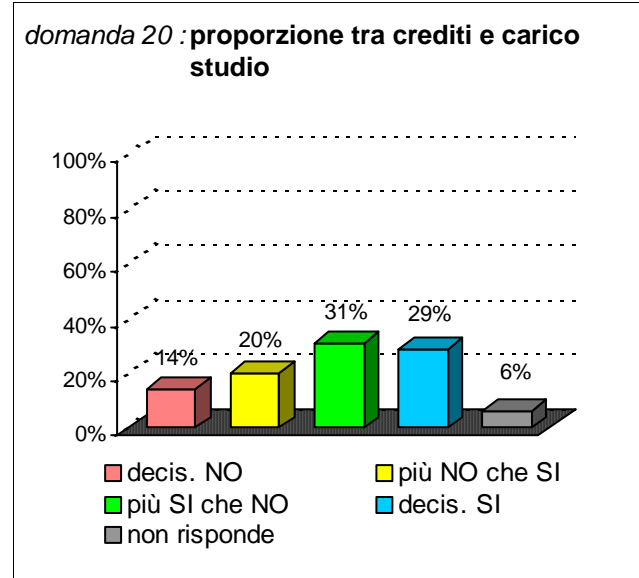
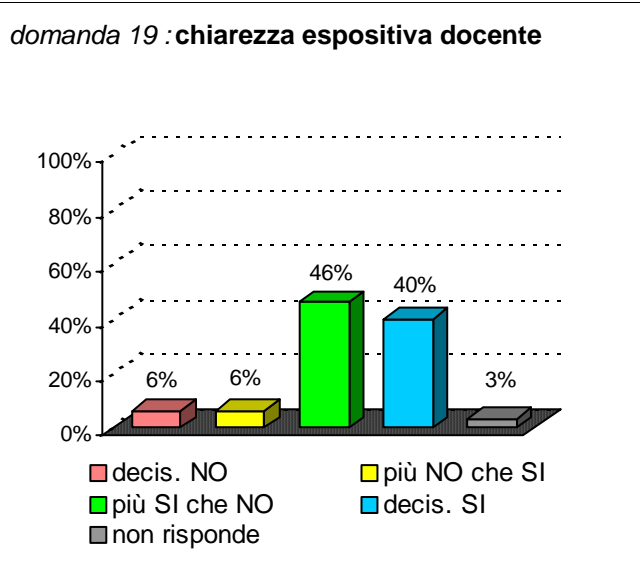
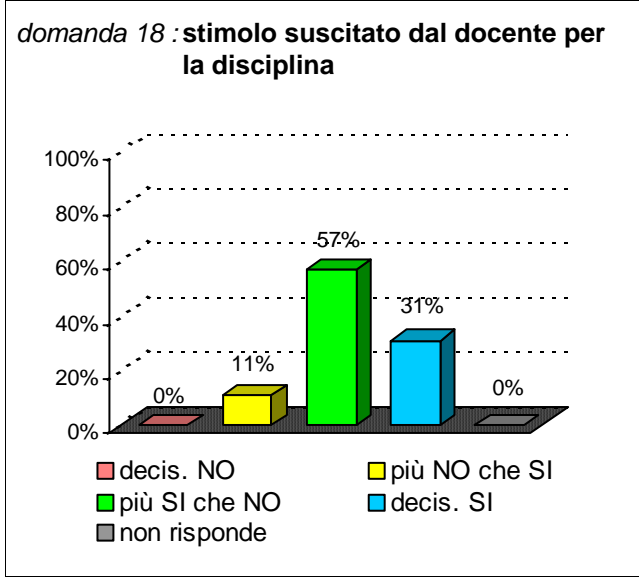
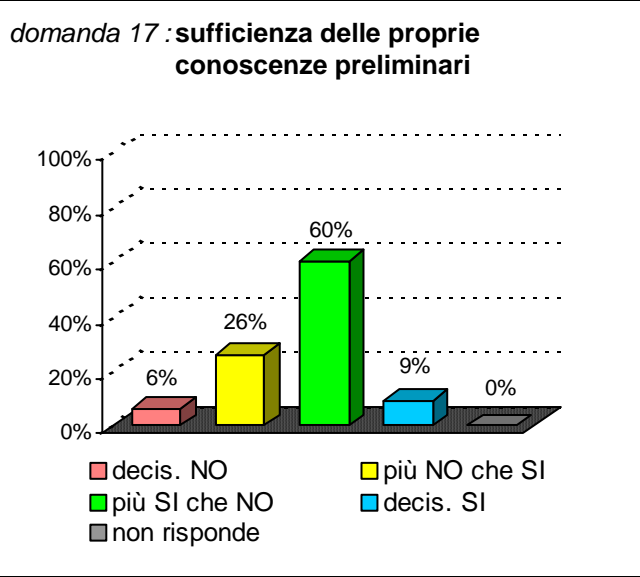


**domanda 16 : reperibilità del docente**

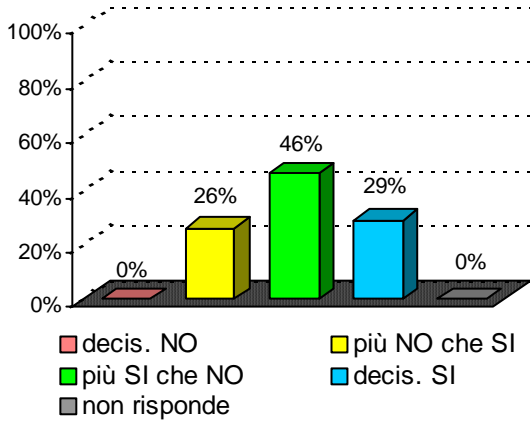




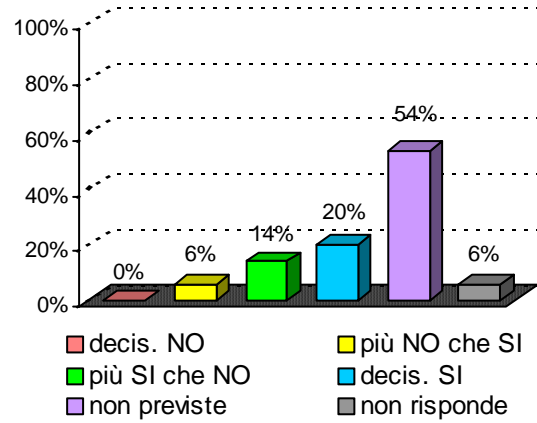
**Didattica e Soddisfazione**



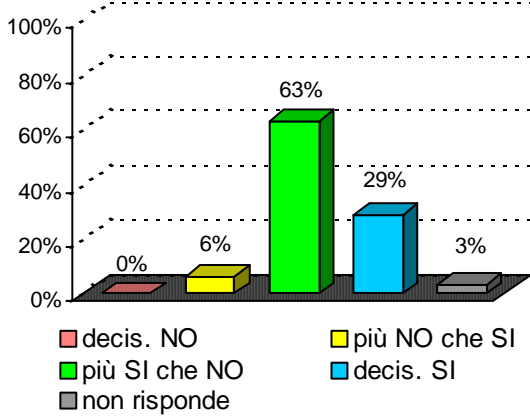
domanda 21 : adeguatezza materiale didattico



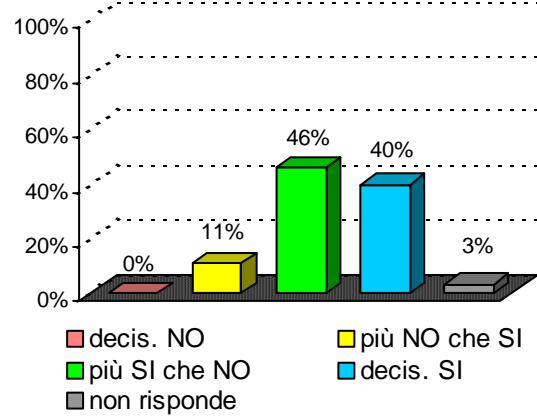
domanda 22 : utilità delle attività didattiche integrative



domanda 25 : interesse per argomenti della disciplina



domanda 26 : soddisfazione complessiva



**Sintesi delle valutazioni (domande qualitative) dell'insegnamento confrontate con quelle del rispettivo Corso di Studi e del Dipartimento di afferenza**

Valutazione dell' insegnamento con codice : 30710

domanda	decis. NO	più NO che SI	più SI che NO	decis. SI	non previste	non risponde
14	0%	11%	14%	71%		3%
15	0%	0%	11%	89%		0%
16	0%	9%	29%	60%		3%
17	6%	26%	60%	9%		0%
18	0%	11%	57%	31%		0%
19	6%	6%	46%	40%		3%
20	14%	20%	31%	29%		6%
21	0%	26%	46%	29%		0%
22	0%	6%	14%	20%	54%	6%
25	0%	6%	63%	29%		3%
26	0%	11%	46%	40%		3%

Valutazione del corso di laurea :

**Ingegneria elettronica**

classe : L-8

sede didattica : CATANIA

domanda	decis. NO	più NO che SI	più SI che NO	decis. SI	non previste	non risponde
14	4%	15%	42%	38%		1%
15	6%	10%	35%	48%		1%
16	5%	10%	42%	43%		1%
17	14%	25%	44%	17%		0%
18	9%	22%	43%	25%		1%
19	8%	19%	39%	33%		1%
20	6%	13%	52%	28%		1%
21	6%	22%	49%	22%		1%
22	3%	5%	17%	9%	61%	5%
25	2%	11%	50%	36%		1%
26	8%	19%	47%	26%		0%

Valutazione del Dipart. : **Ingegneria Elettrica, Elettronica e Informatica**

domanda	decis. NO	più NO che SI	più SI che NO	decis. SI	non previste	non risponde
14	5%	14%	42%	38%		1%
15	5%	9%	37%	49%		0%
16	3%	8%	43%	44%		1%
17	11%	21%	48%	21%		0%
18	9%	19%	44%	27%		1%
19	9%	17%	42%	33%		1%
20	7%	15%	51%	26%		1%
21	7%	18%	49%	25%		1%
22	4%	6%	22%	17%	47%	4%
25	3%	10%	45%	41%		0%
26	8%	17%	46%	27%		0%