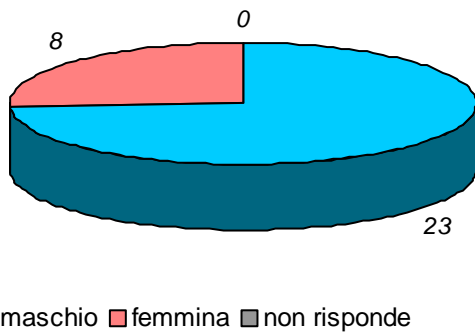


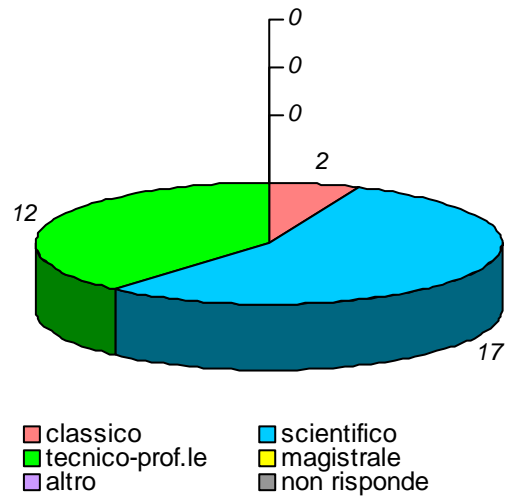
schede valide : 31 schede bianche : 0 schede nulle : 0

Informazioni degli studenti

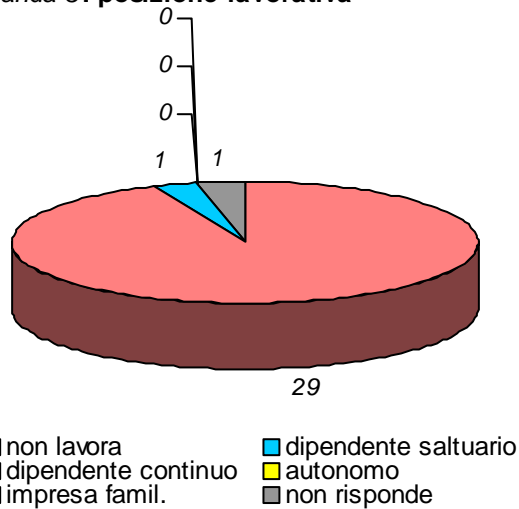
domanda 1: sesso



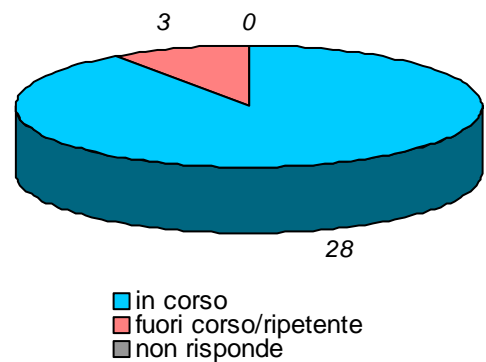
domanda 2: diploma scuola media sup.



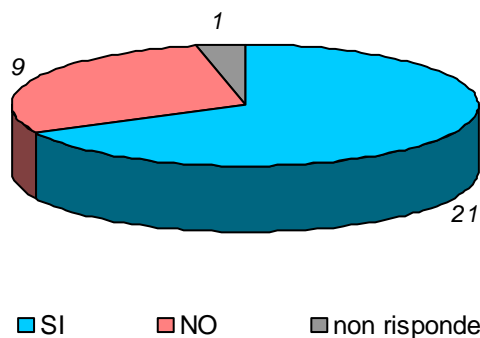
domanda 3: posizione lavorativa



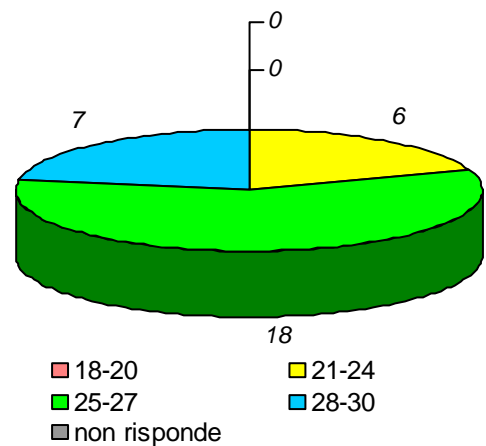
domanda 4: posizione universitaria



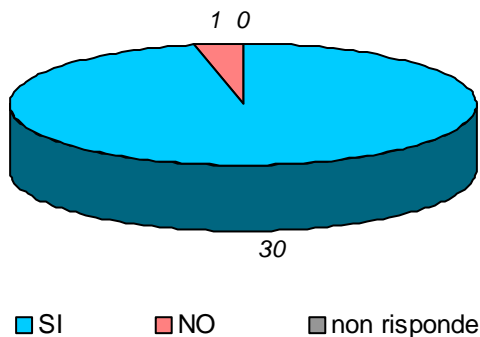
domanda 5: in regola con gli esami



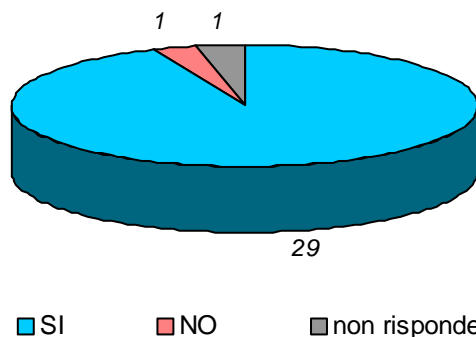
domanda 6: votazione media esami



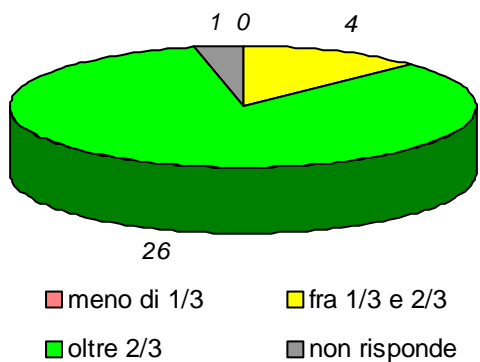
domanda 7: prima volta che affronta l'esame della disciplina



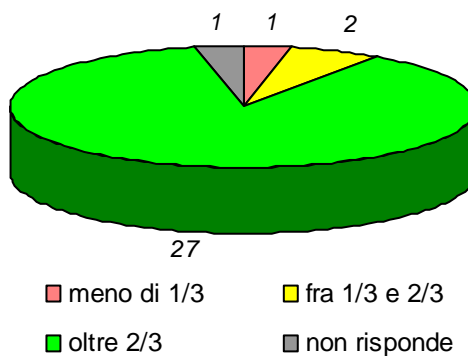
domanda 8: prima volta che segue la disciplina



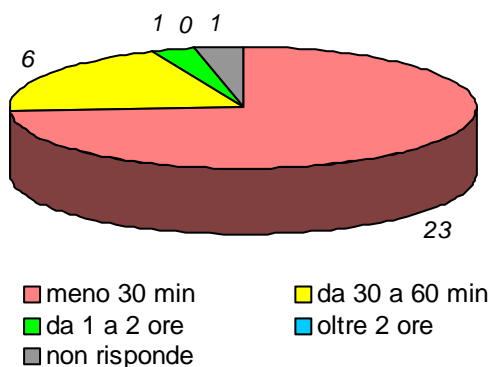
domanda 9: percentuale di frequenza della disciplina



domanda 10 : percentuale di frequenza delle discipline del piano studi

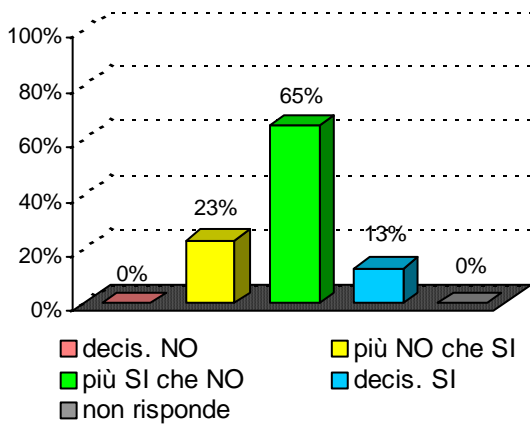


domanda 11 : tempo medio per raggiungere l'Università

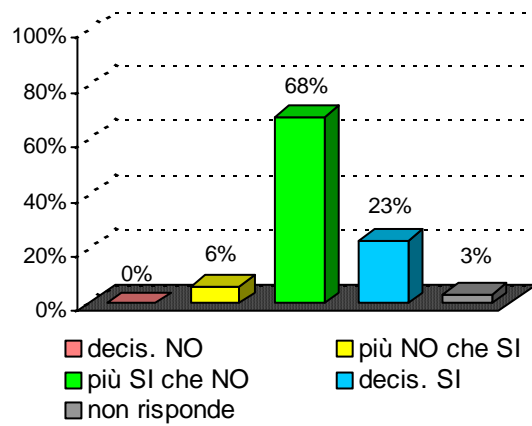


Organizzazione e Infrastrutture

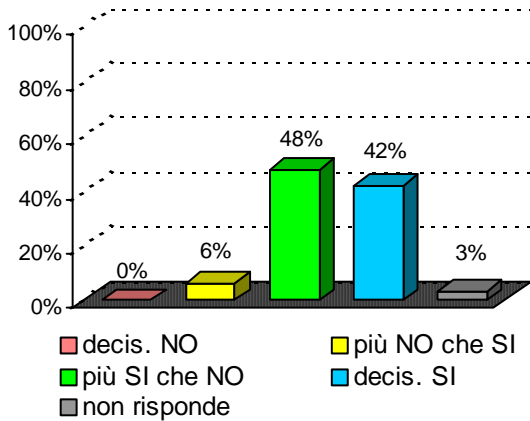
domanda 12 : accettabilità carico studio totale



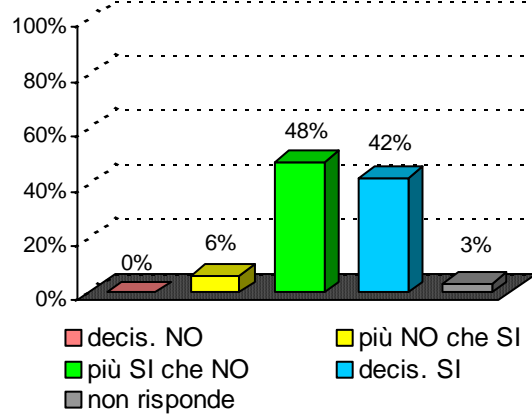
domanda 13 : accettabilità organizzazione complessiva



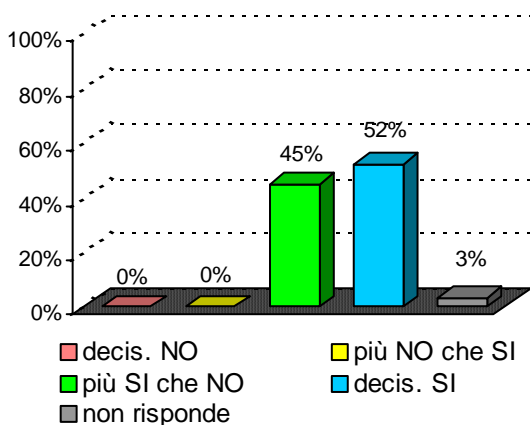
domanda 14 : chiarezza definizione modalità esame

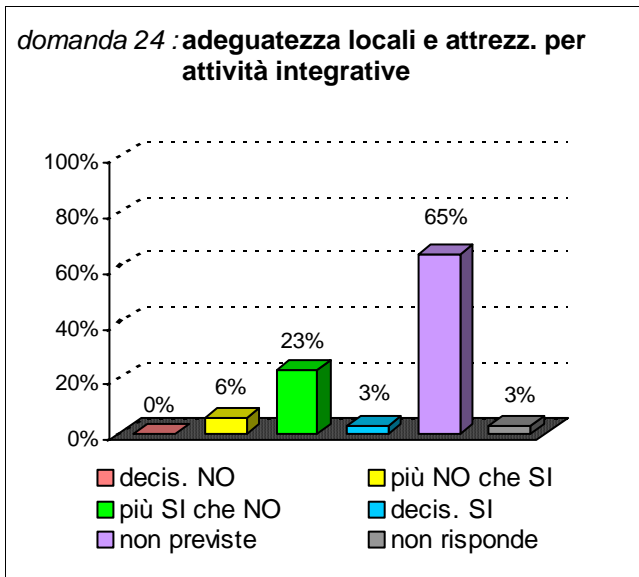
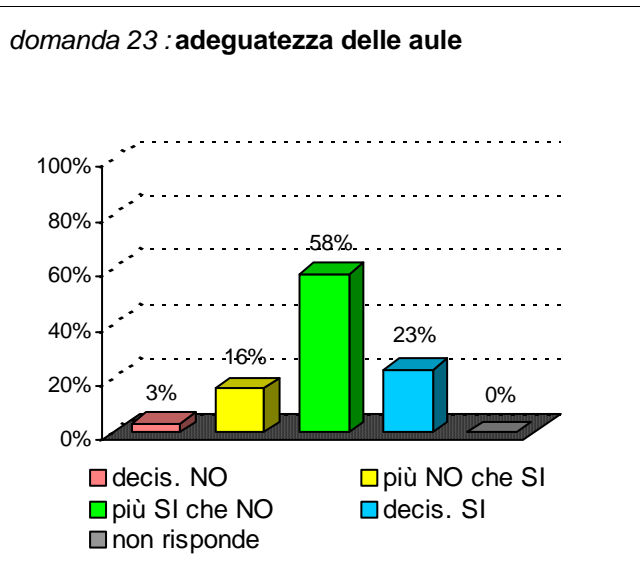


domanda 15 : rispetto orari svolgimento didattica

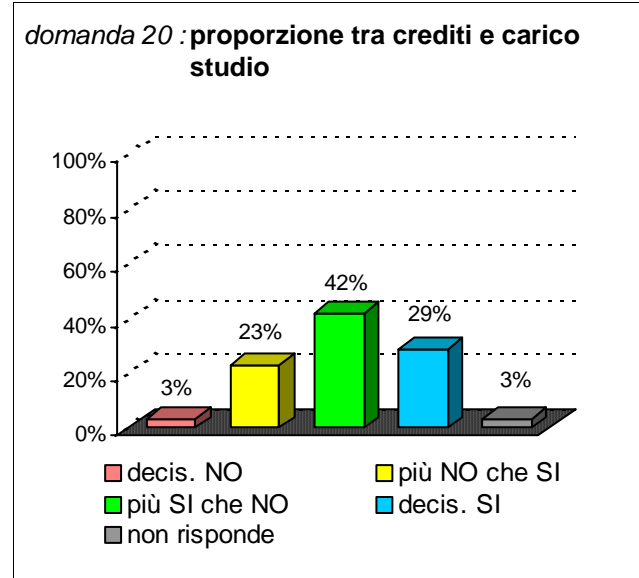
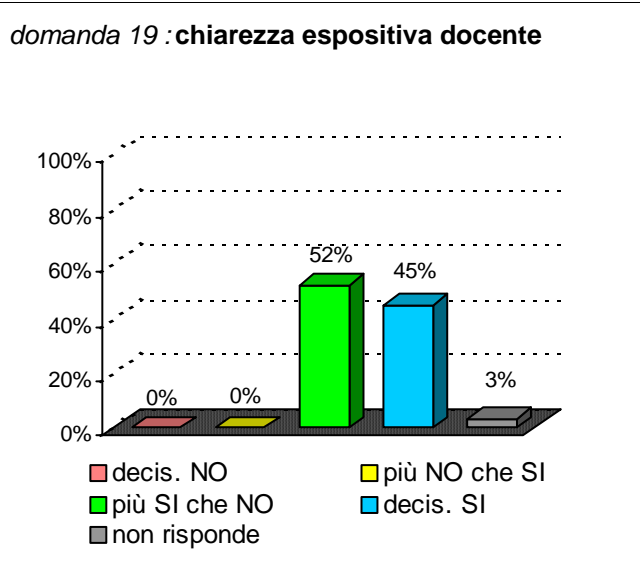
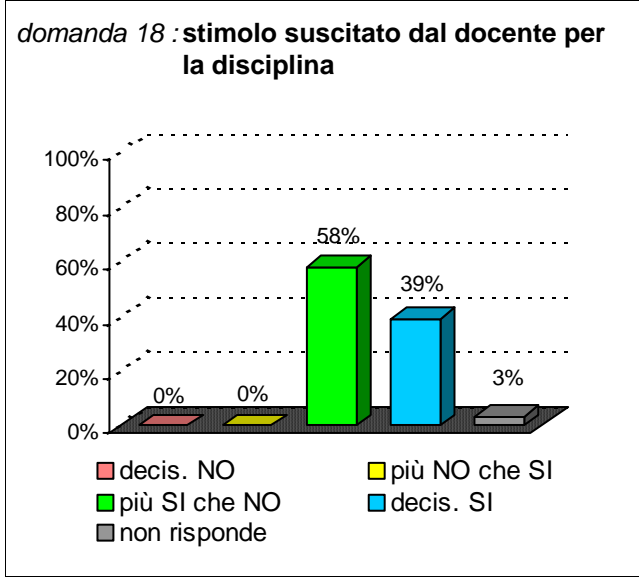
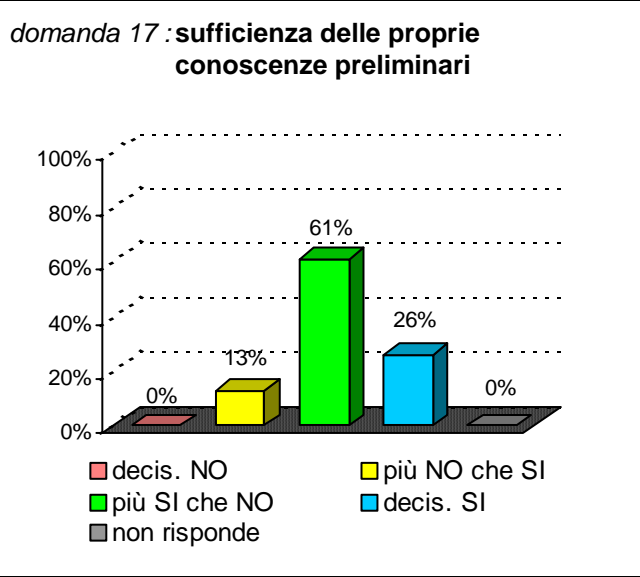


domanda 16 : reperibilità del docente

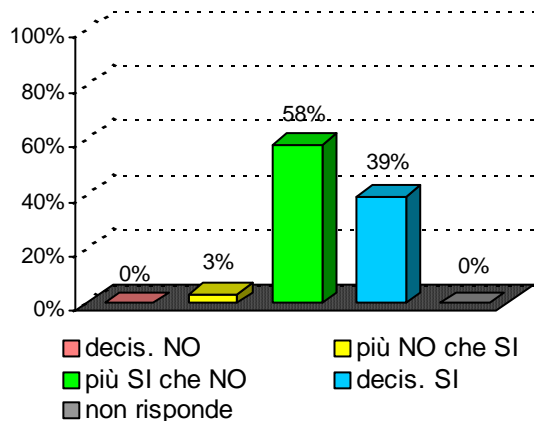




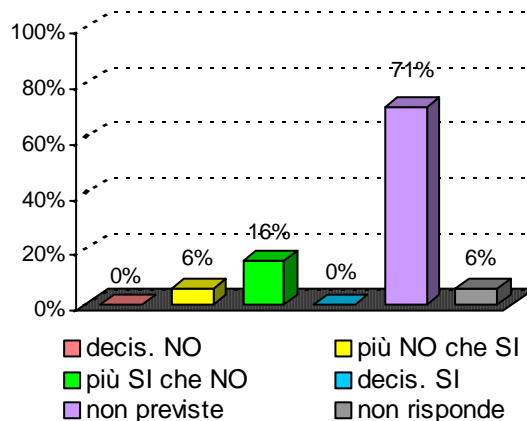
Didattica e Soddisfazione



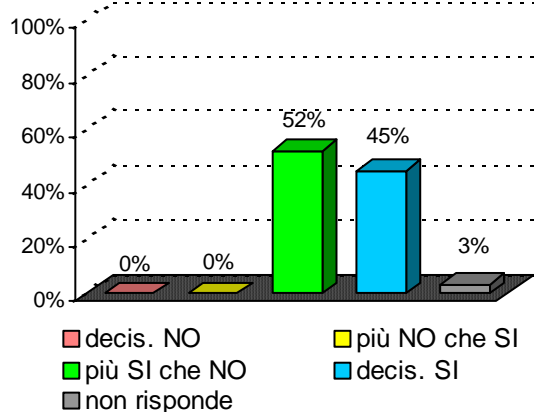
domanda 21 : adeguatezza materiale didattico



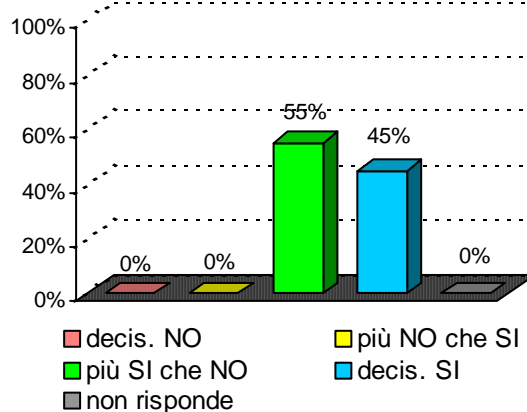
domanda 22 : utilità delle attività didattiche integrative



domanda 25 : interesse per argomenti della disciplina



domanda 26 : soddisfazione complessiva



Sintesi delle valutazioni (domande qualitative) dell'insegnamento confrontate con quelle del rispettivo Corso di Studi e del Dipartimento di afferenza

Valutazione dell' insegnamento con codice : 30773

domanda	decis. NO	più NO che SI	più SI che NO	decis. SI	non previste	non risponde
14	0%	6%	48%	42%		3%
15	0%	6%	48%	42%		3%
16	0%	0%	45%	52%		3%
17	0%	13%	61%	26%		0%
18	0%	0%	58%	39%		3%
19	0%	0%	52%	45%		3%
20	3%	23%	42%	29%		3%
21	0%	3%	58%	39%		0%
22	0%	6%	16%	0%	71%	6%
25	0%	0%	52%	45%		3%
26	0%	0%	55%	45%		0%

Valutazione del corso di laurea :

Ingegneria informatica

classe : L-8

sede didattica : CATANIA

domanda	decis. NO	più NO che SI	più SI che NO	decis. SI	non previste	non risponde
14	6%	16%	43%	35%		1%
15	6%	9%	37%	49%		0%
16	3%	8%	45%	43%		2%
17	12%	21%	48%	19%		0%
18	11%	19%	45%	24%		1%
19	9%	17%	43%	30%		1%
20	6%	16%	51%	26%		1%
21	7%	16%	49%	26%		1%
22	5%	7%	19%	16%	49%	4%
25	3%	12%	45%	40%		0%
26	9%	18%	47%	26%		0%

Valutazione del Dipart. : **Ingegneria Elettrica, Elettronica e Informatica**

domanda	decis. NO	più NO che SI	più SI che NO	decis. SI	non previste	non risponde
14	5%	14%	42%	38%		1%
15	5%	9%	37%	49%		0%
16	3%	8%	43%	44%		1%
17	11%	21%	48%	21%		0%
18	9%	19%	44%	27%		1%
19	9%	17%	42%	33%		1%
20	7%	15%	51%	26%		1%
21	7%	18%	49%	25%		1%
22	4%	6%	22%	17%	47%	4%
25	3%	10%	45%	41%		0%
26	8%	17%	46%	27%		0%