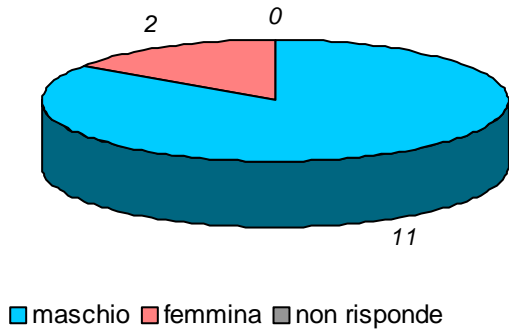


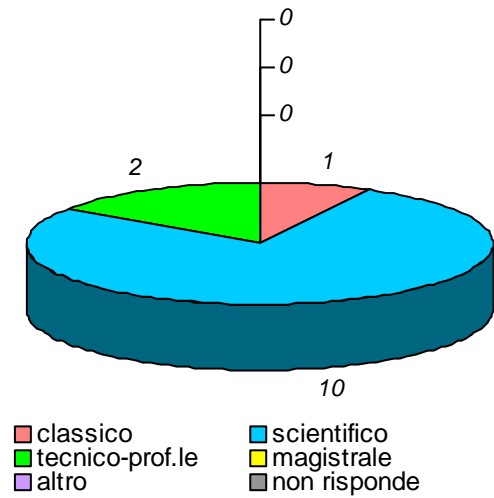
schede valide : 13    schede bianche : 0    schede nulle : 0

Informazioni degli studenti

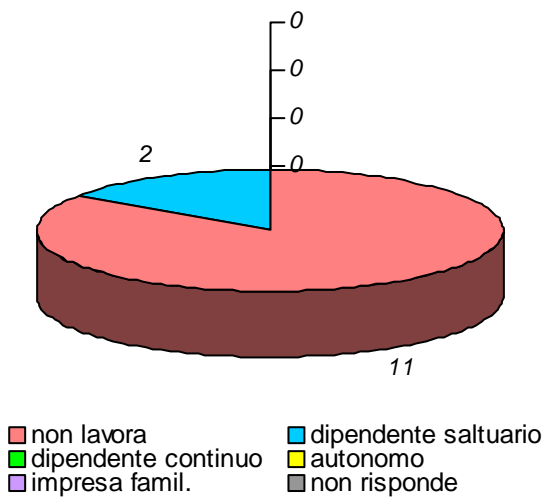
domanda 1: sesso



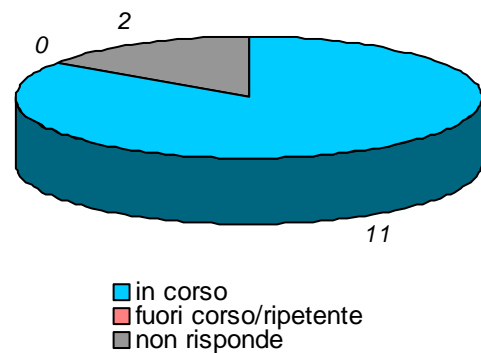
domanda 2: diploma scuola media sup.



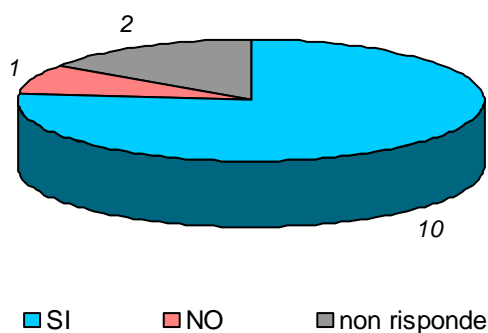
domanda 3: posizione lavorativa



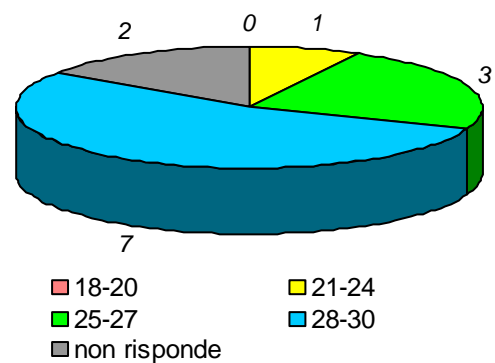
domanda 4: posizione universitaria



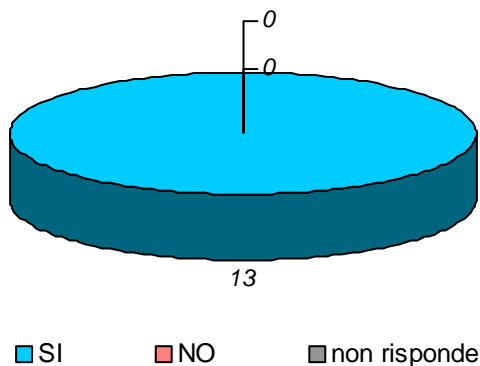
domanda 5: in regola con gli esami



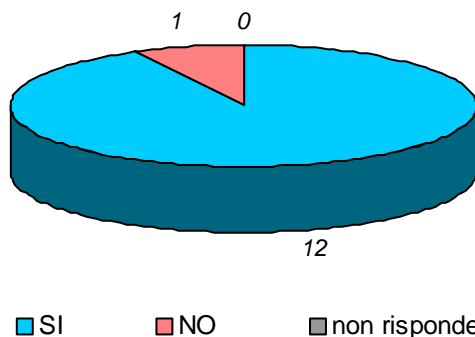
domanda 6: votazione media esami



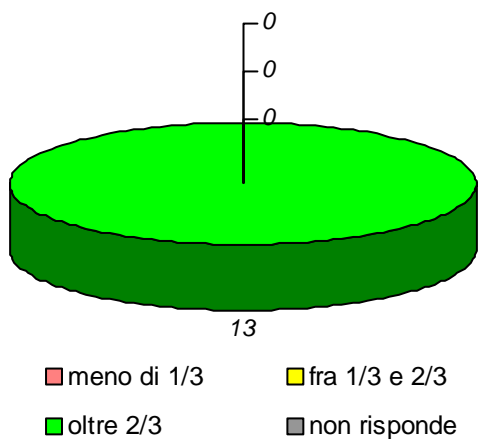
domanda 7: prima volta che affronta l'esame della disciplina



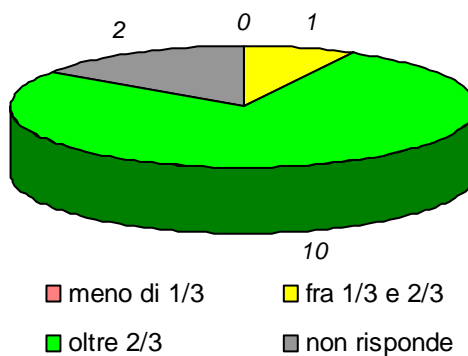
domanda 8: prima volta che segue la disciplina



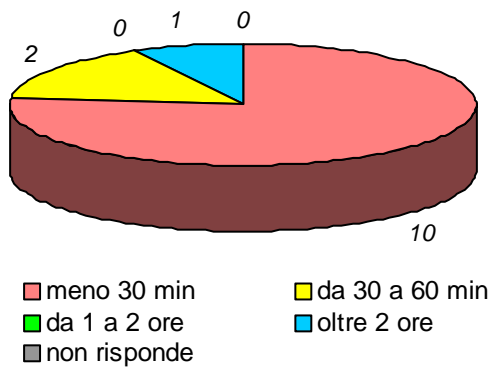
domanda 9: percentuale di frequenza della disciplina



domanda 10 : percentuale di frequenza delle discipline del piano studi

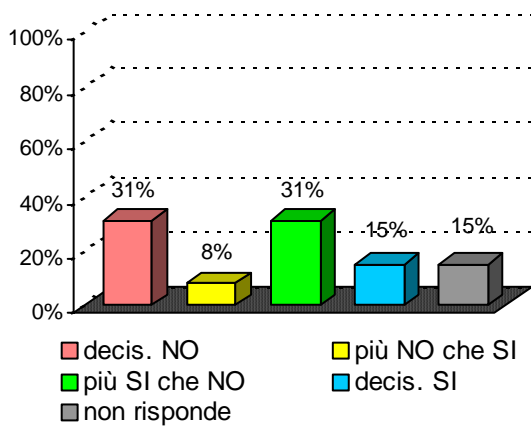


domanda 11 : tempo medio per raggiungere l'Università

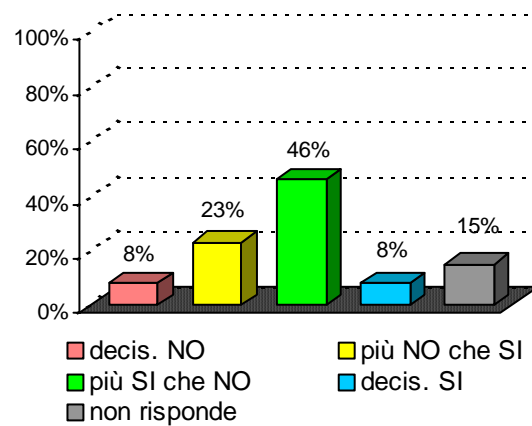


Organizzazione e Infrastrutture

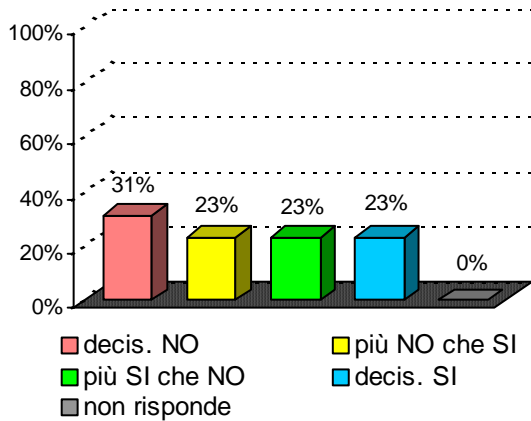
domanda 12 : accettabilità carico studio totale



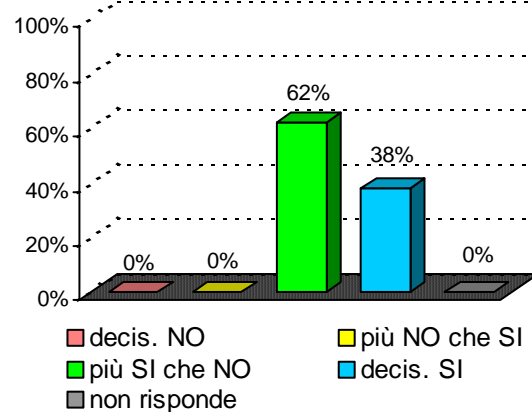
domanda 13 : accettabilità organizzazione complessiva



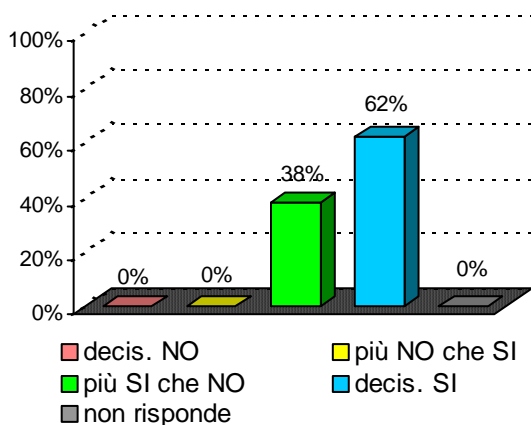
domanda 14 : chiarezza definizione modalità esame

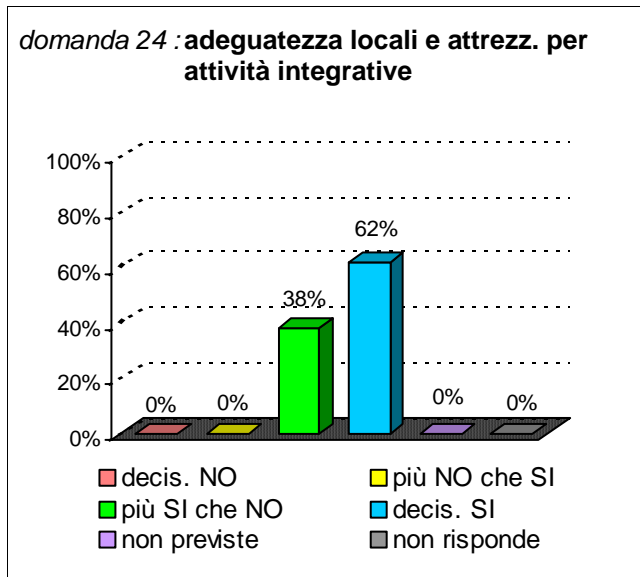
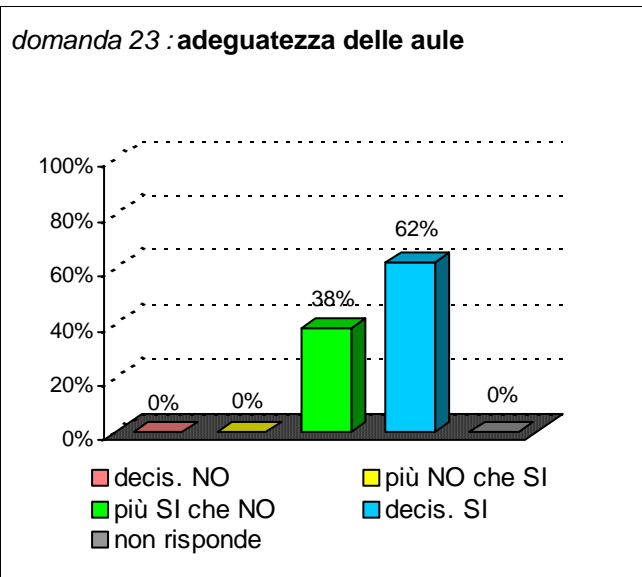


domanda 15 : rispetto orari svolgimento didattica

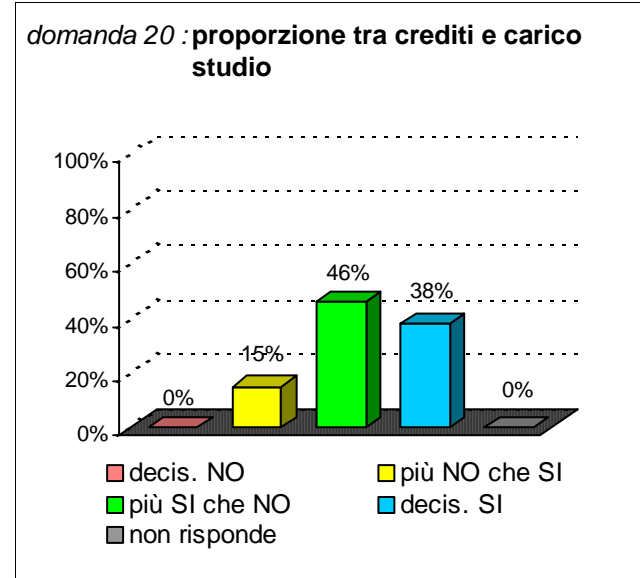
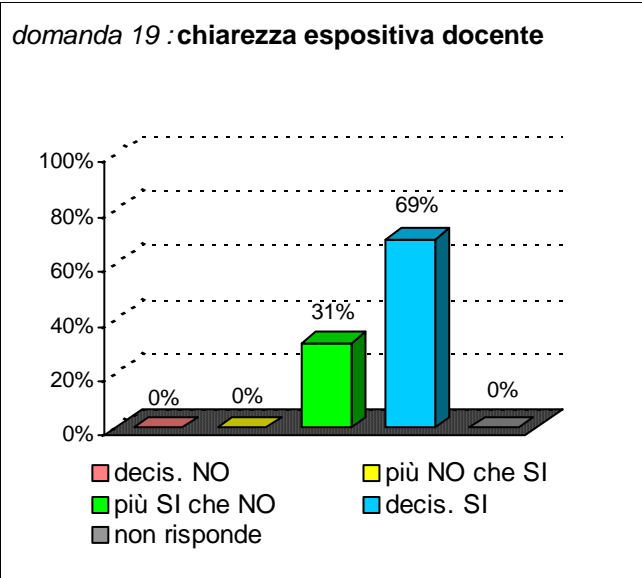
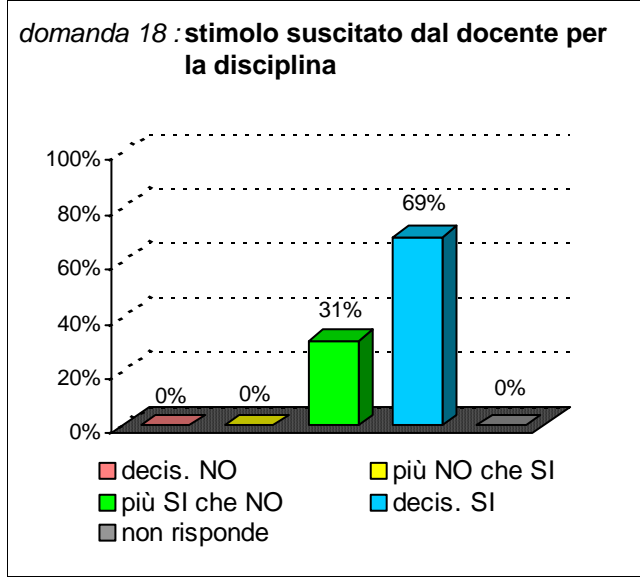
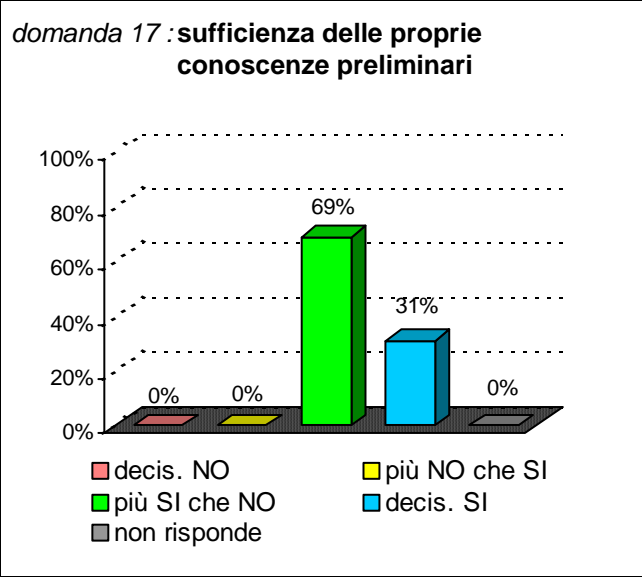


domanda 16 : reperibilità del docente

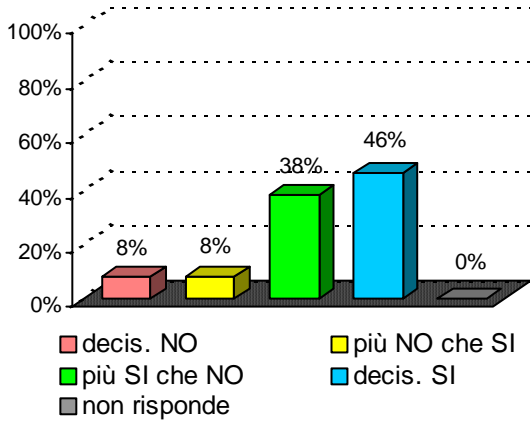




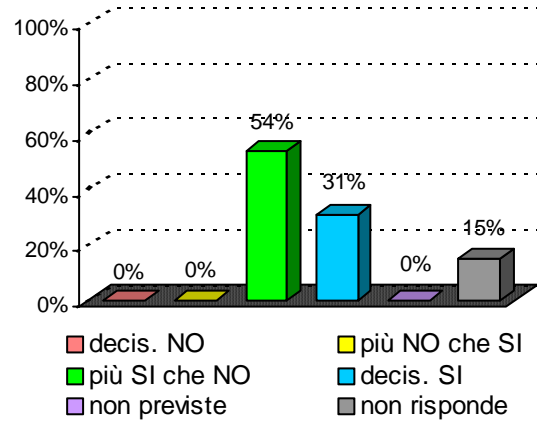
**Didattica e Soddisfazione**



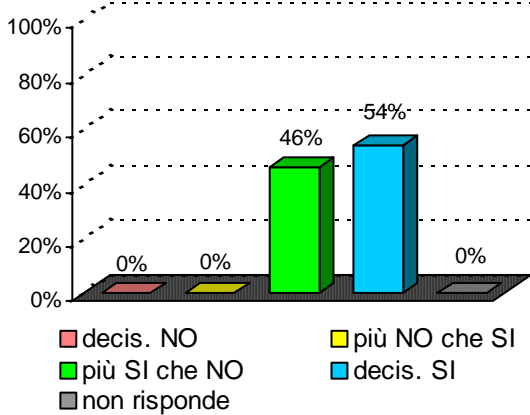
domanda 21 : adeguatezza materiale didattico



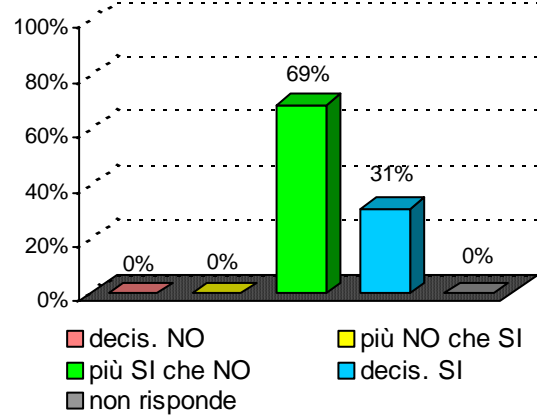
domanda 22 : utilità delle attività didattiche integrative



domanda 25 : interesse per argomenti della disciplina



domanda 26 : soddisfazione complessiva



**Sintesi delle valutazioni (domande qualitative) dell'insegnamento confrontate con quelle del rispettivo Corso di Studi e del Dipartimento di afferenza**

Valutazione dell' insegnamento con codice : 32052

| domanda | decis. NO | più NO che SI | più SI che NO | decis. SI | non previste | non risponde |
|---------|-----------|---------------|---------------|-----------|--------------|--------------|
| 14      | 31%       | 23%           | 23%           | 23%       |              | 0%           |
| 15      | 0%        | 0%            | 62%           | 38%       |              | 0%           |
| 16      | 0%        | 0%            | 38%           | 62%       |              | 0%           |
| 17      | 0%        | 0%            | 69%           | 31%       |              | 0%           |
| 18      | 0%        | 0%            | 31%           | 69%       |              | 0%           |
| 19      | 0%        | 0%            | 31%           | 69%       |              | 0%           |
| 20      | 0%        | 15%           | 46%           | 38%       |              | 0%           |
| 21      | 8%        | 8%            | 38%           | 46%       |              | 0%           |
| 22      | 0%        | 0%            | 54%           | 31%       | 0%           | 15%          |
| 25      | 0%        | 0%            | 46%           | 54%       |              | 0%           |
| 26      | 0%        | 0%            | 69%           | 31%       |              | 0%           |

Valutazione del corso di laurea :

**Automation engineering and control of complex systems**

classe : LM-25

sede didattica : CATANIA

| domanda | decis. NO | più NO che SI | più SI che NO | decis. SI | non previste | non risponde |
|---------|-----------|---------------|---------------|-----------|--------------|--------------|
| 14      | 5%        | 16%           | 36%           | 42%       |              | 0%           |
| 15      | 7%        | 10%           | 33%           | 50%       |              | 0%           |
| 16      | 4%        | 7%            | 36%           | 53%       |              | 0%           |
| 17      | 6%        | 9%            | 50%           | 35%       |              | 0%           |
| 18      | 7%        | 12%           | 33%           | 48%       |              | 0%           |
| 19      | 8%        | 10%           | 35%           | 48%       |              | 0%           |
| 20      | 2%        | 6%            | 53%           | 38%       |              | 0%           |
| 21      | 4%        | 16%           | 43%           | 37%       |              | 0%           |
| 22      | 2%        | 8%            | 28%           | 56%       | 4%           | 3%           |
| 25      | 2%        | 5%            | 36%           | 57%       |              | 0%           |
| 26      | 7%        | 15%           | 37%           | 42%       |              | 0%           |

Valutazione del Dipart. : **Ingegneria Elettrica, Elettronica e Informatica**

| domanda | decis. NO | più NO che SI | più SI che NO | decis. SI | non previste | non risponde |
|---------|-----------|---------------|---------------|-----------|--------------|--------------|
| 14      | 5%        | 14%           | 42%           | 38%       |              | 1%           |
| 15      | 5%        | 9%            | 37%           | 49%       |              | 0%           |
| 16      | 3%        | 8%            | 43%           | 44%       |              | 1%           |
| 17      | 11%       | 21%           | 48%           | 21%       |              | 0%           |
| 18      | 9%        | 19%           | 44%           | 27%       |              | 1%           |
| 19      | 9%        | 17%           | 42%           | 33%       |              | 1%           |
| 20      | 7%        | 15%           | 51%           | 26%       |              | 1%           |
| 21      | 7%        | 18%           | 49%           | 25%       |              | 1%           |
| 22      | 4%        | 6%            | 22%           | 17%       | 47%          | 4%           |
| 25      | 3%        | 10%           | 45%           | 41%       |              | 0%           |
| 26      | 8%        | 17%           | 46%           | 27%       |              | 0%           |