

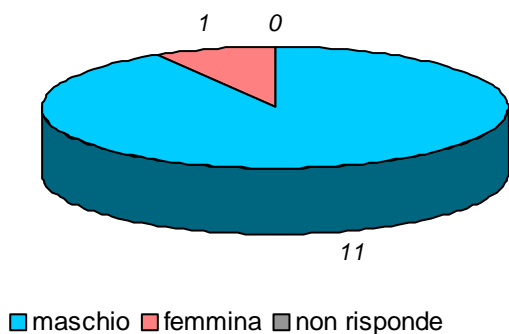
schede valide : 12

schede bianche : 0

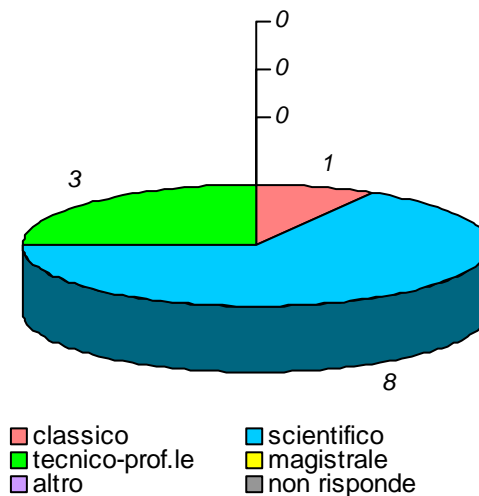
schede nulle : 0

Informazioni degli studenti

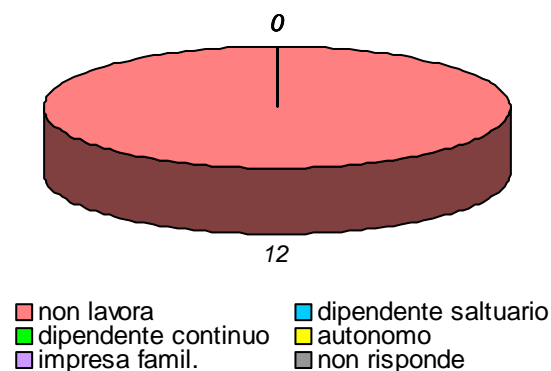
domanda 1: sesso



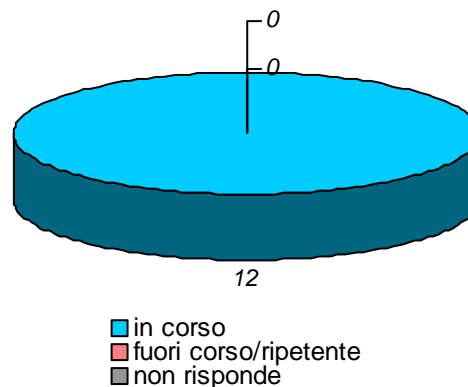
domanda 2: diploma scuola media sup.



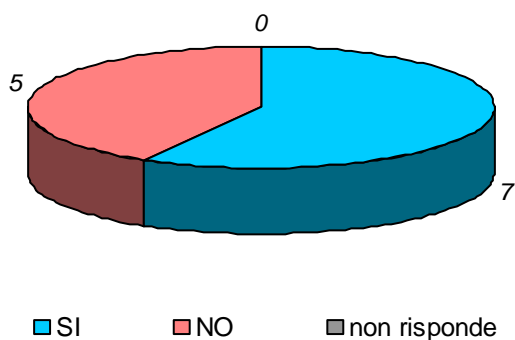
domanda 3: posizione lavorativa



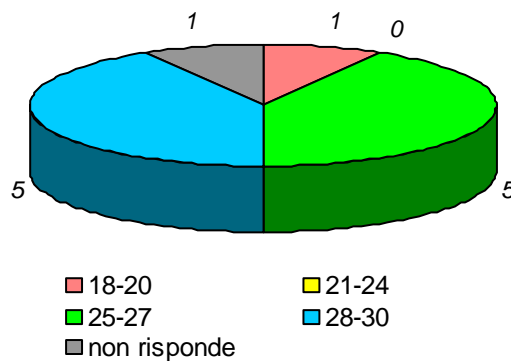
domanda 4: posizione universitaria



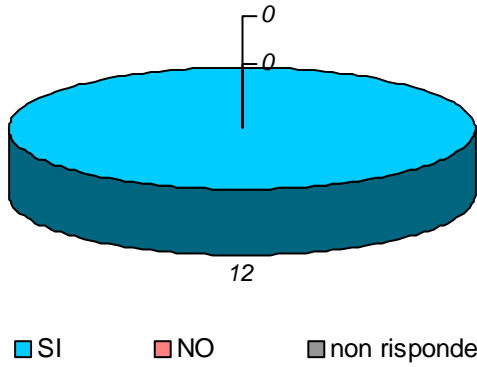
domanda 5: in regola con gli esami



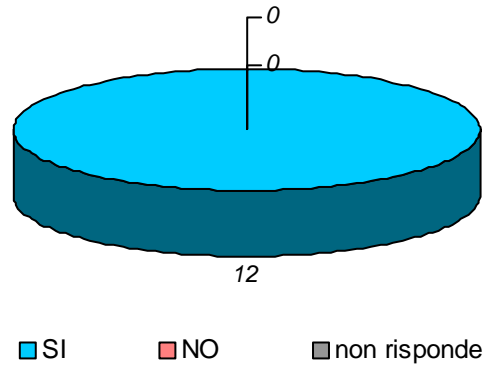
domanda 6: votazione media esami



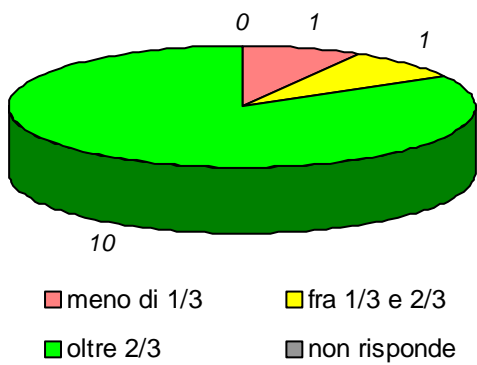
domanda 7: prima volta che affronta l'esame della disciplina



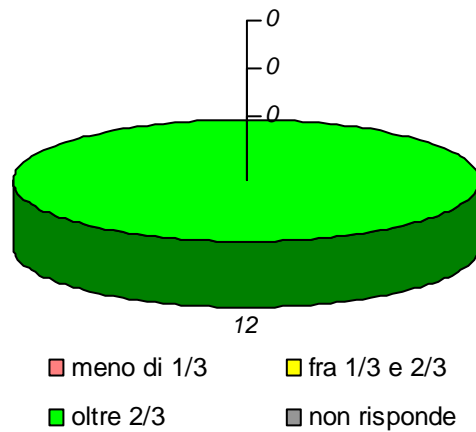
domanda 8: prima volta che segue la disciplina



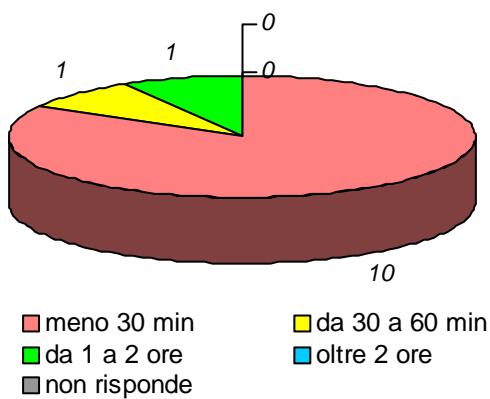
domanda 9: percentuale di frequenza della disciplina



domanda 10 : percentuale di frequenza delle discipline del piano studi

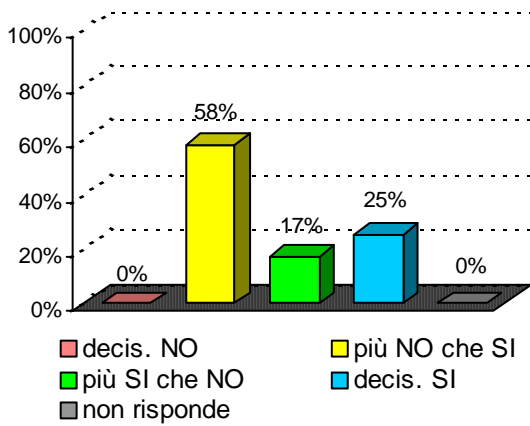


domanda 11 : tempo medio per raggiungere l'Università

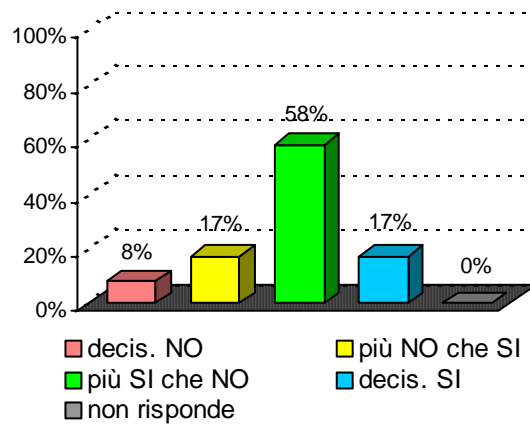


**Organizzazione e Infrastrutture**

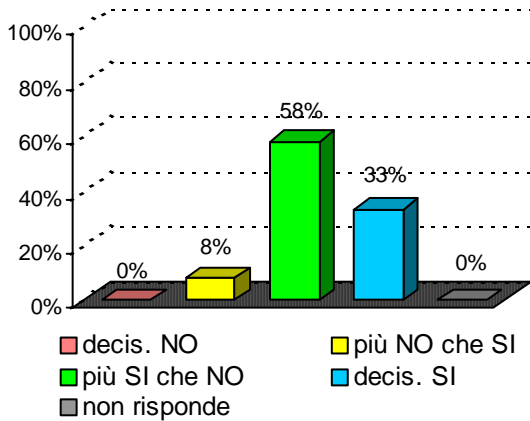
**domanda 12 : accettabilità carico studio totale**



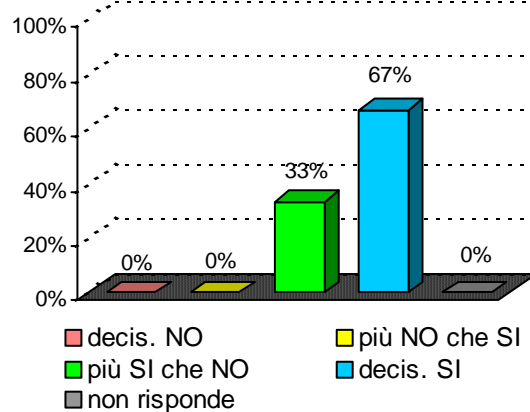
**domanda 13 : accettabilità organizzazione complessiva**



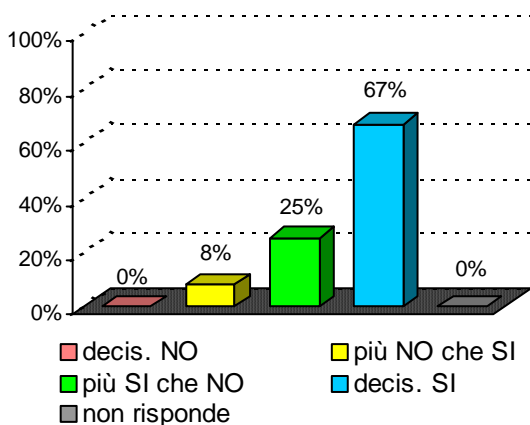
**domanda 14 : chiarezza definizione modalità esame**

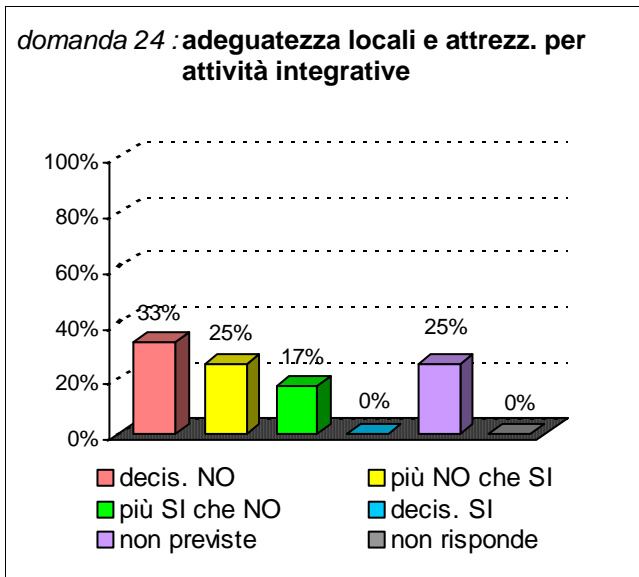
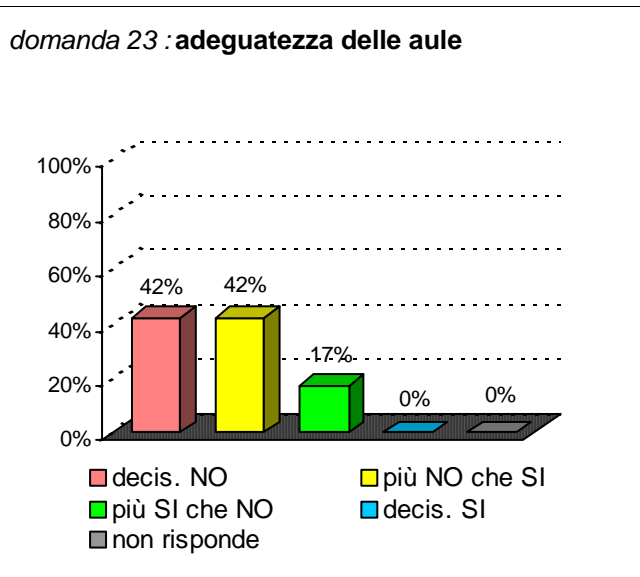


**domanda 15 : rispetto orari svolgimento didattica**

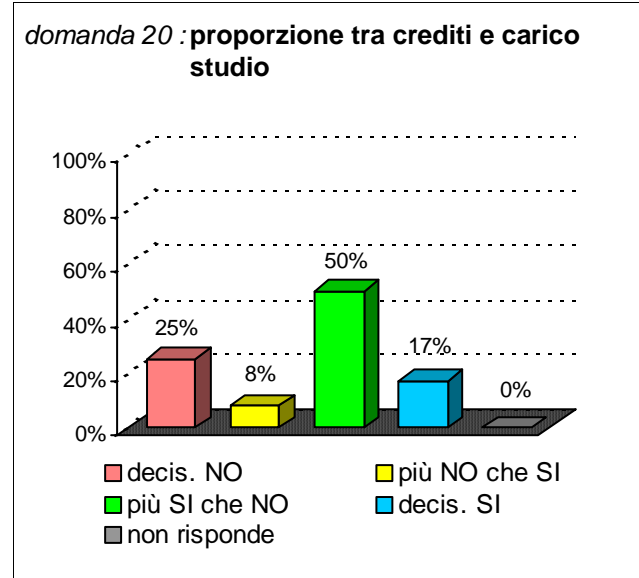
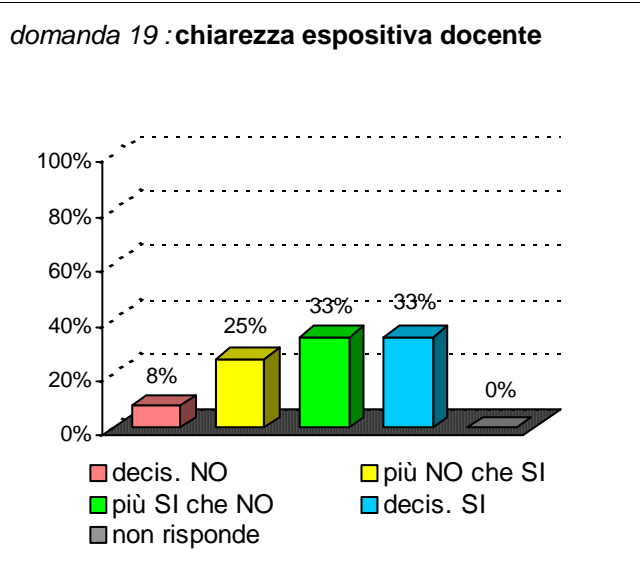
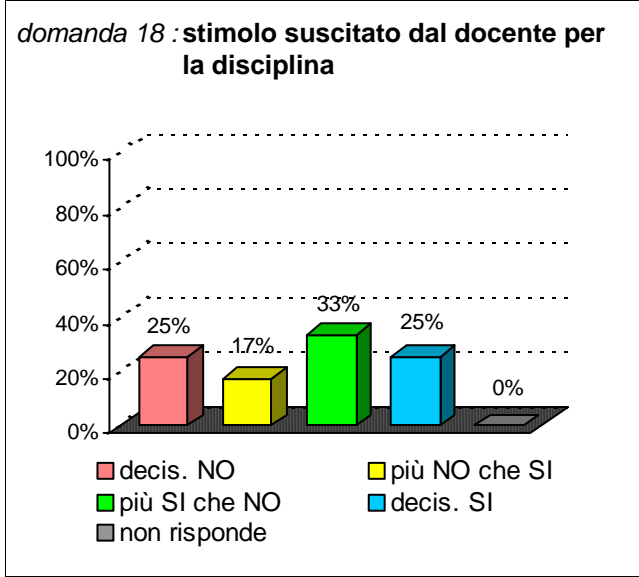
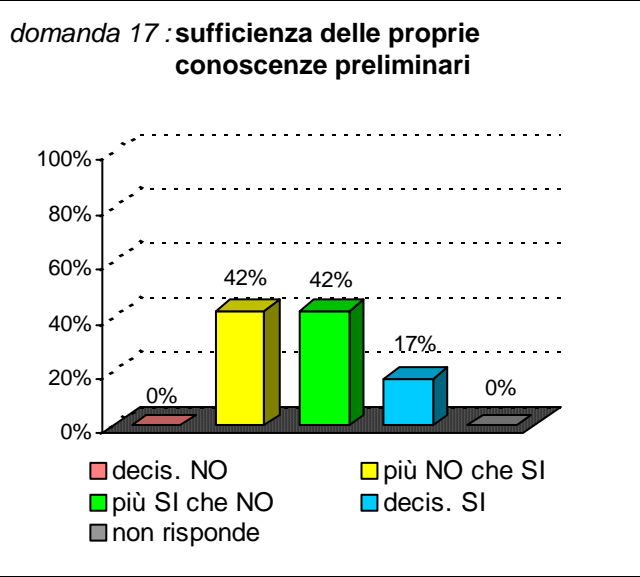


**domanda 16 : reperibilità del docente**

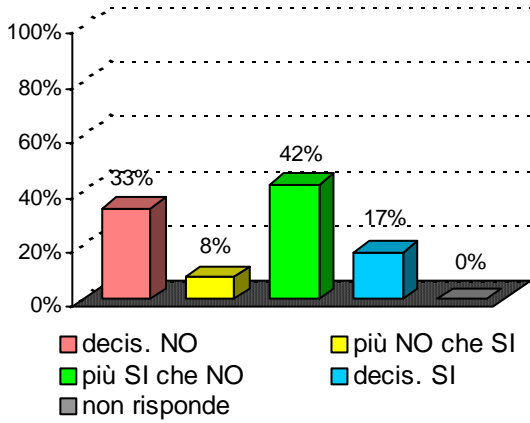




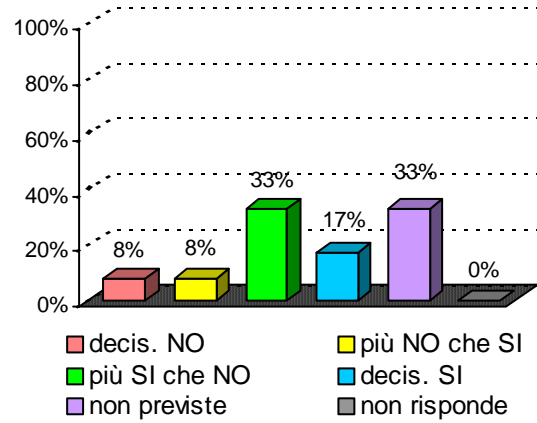
**Didattica e Soddisfazione**



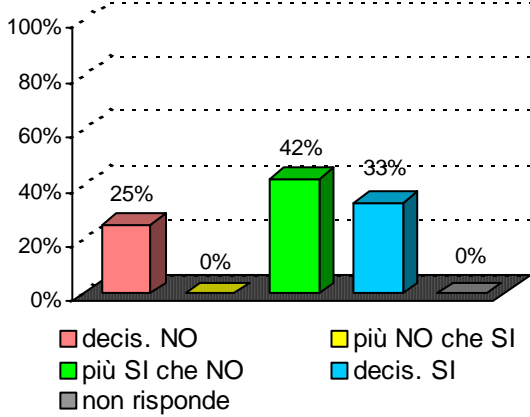
domanda 21 : adeguatezza materiale didattico



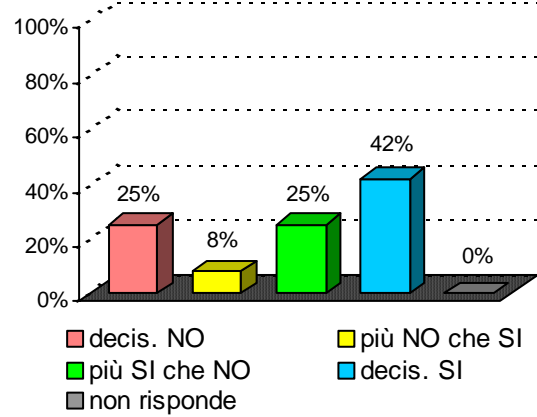
domanda 22 : utilità delle attività didattiche integrative



domanda 25 : interesse per argomenti della disciplina



domanda 26 : soddisfazione complessiva



**Sintesi delle valutazioni (domande qualitative) dell'insegnamento confrontate con quelle del rispettivo Corso di Studi e del Dipartimento di afferenza**

Valutazione dell' insegnamento con codice : 32070

domanda	decis. NO	più NO che SI	più SI che NO	decis. SI	non previste	non risponde
14	0%	8%	58%	33%		0%
15	0%	0%	33%	67%		0%
16	0%	8%	25%	67%		0%
17	0%	42%	42%	17%		0%
18	25%	17%	33%	25%		0%
19	8%	25%	33%	33%		0%
20	25%	8%	50%	17%		0%
21	33%	8%	42%	17%		0%
22	8%	8%	33%	17%	33%	0%
25	25%	0%	42%	33%		0%
26	25%	8%	25%	42%		0%

Valutazione del corso di laurea :

**Electric engineering**

classe : LM-28

sede didattica : CATANIA

domanda	decis. NO	più NO che SI	più SI che NO	decis. SI	non previste	non risponde
14	0%	8%	49%	43%		0%
15	4%	17%	32%	46%		1%
16	2%	10%	40%	48%		0%
17	2%	21%	45%	33%		0%
18	4%	14%	46%	35%		1%
19	2%	11%	48%	39%		0%
20	9%	7%	55%	27%		2%
21	9%	13%	51%	25%		2%
22	1%	12%	22%	35%	30%	0%
25	8%	11%	45%	37%		0%
26	7%	12%	43%	38%		0%

Valutazione del Dipart. : Ingegneria Elettrica, Elettronica e Informatica

domanda	decis. NO	più NO che SI	più SI che NO	decis. SI	non previste	non risponde
14	5%	14%	42%	38%		1%
15	5%	9%	37%	49%		0%
16	3%	8%	43%	44%		1%
17	11%	21%	48%	21%		0%
18	9%	19%	44%	27%		1%
19	9%	17%	42%	33%		1%
20	7%	15%	51%	26%		1%
21	7%	18%	49%	25%		1%
22	4%	6%	22%	17%	47%	4%
25	3%	10%	45%	41%		0%
26	8%	17%	46%	27%		0%