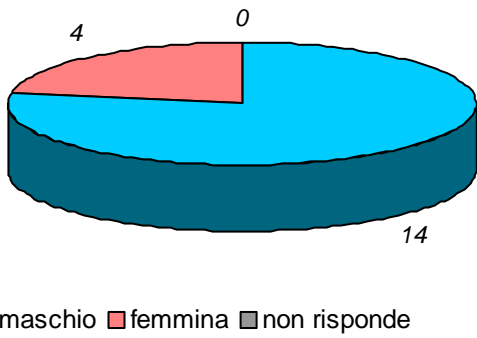


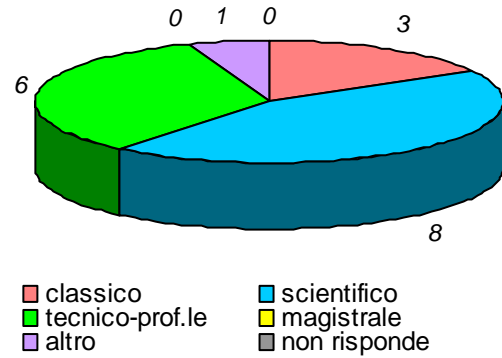
schede valide : 18    schede bianche : 0    schede nulle : 0

Informazioni degli studenti

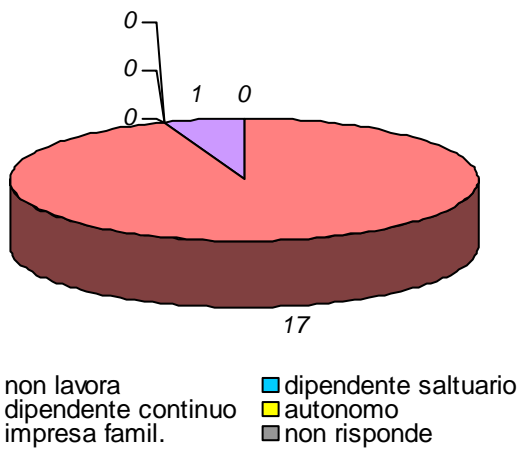
domanda 1: sesso



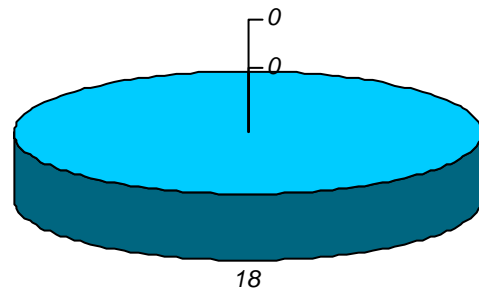
domanda 2: diploma scuola media sup.



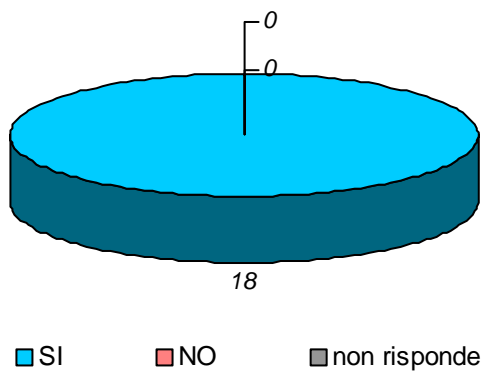
domanda 3: posizione lavorativa



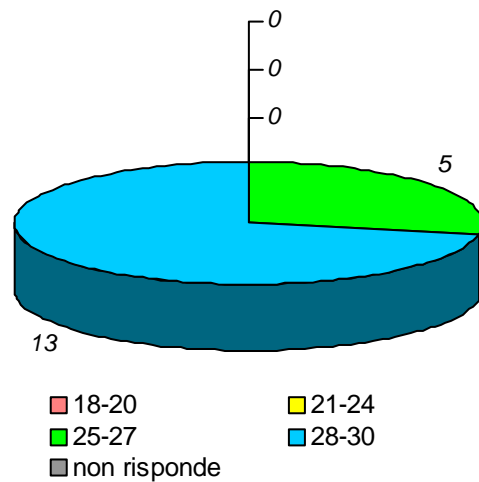
domanda 4: posizione universitaria



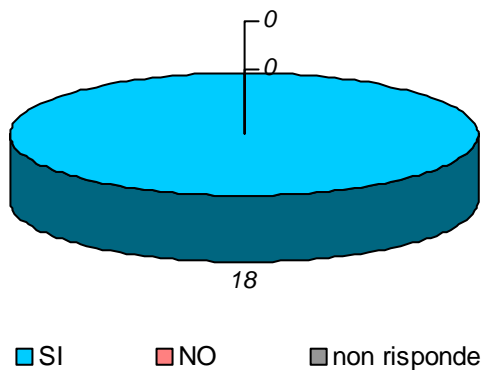
domanda 5: in regola con gli esami



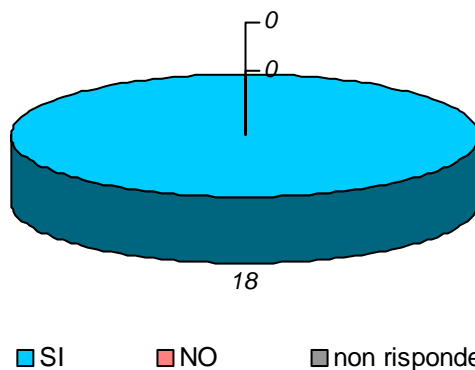
domanda 6: votazione media esami



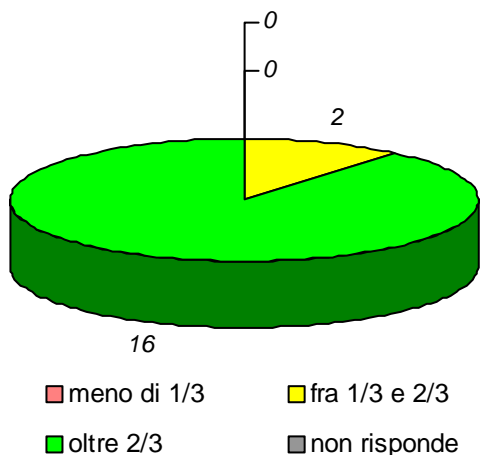
domanda 7: prima volta che affronta l'esame della disciplina



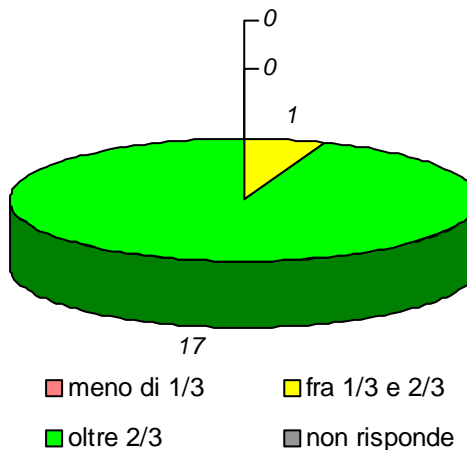
domanda 8: prima volta che segue la disciplina



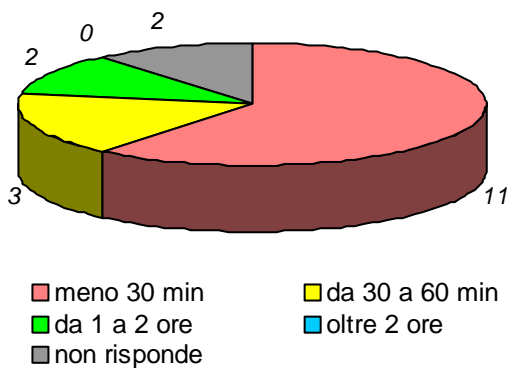
domanda 9: percentuale di frequenza della disciplina



domanda 10: percentuale di frequenza delle discipline del piano studi

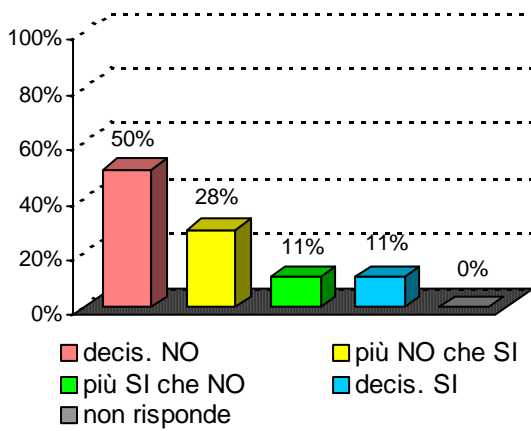


domanda 11: tempo medio per raggiungere l'Università

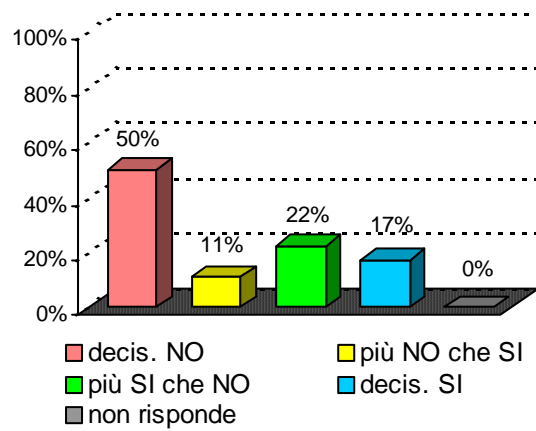


Organizzazione e Infrastrutture

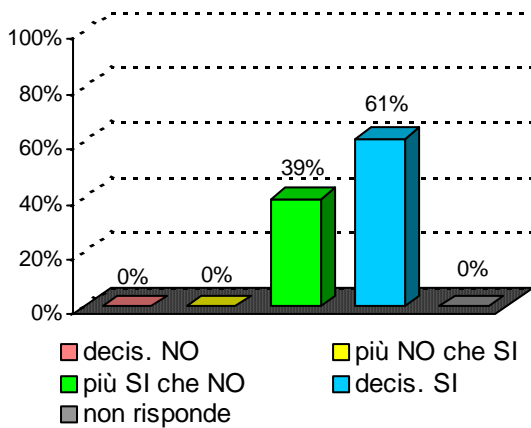
domanda 12 : accettabilità carico studio totale



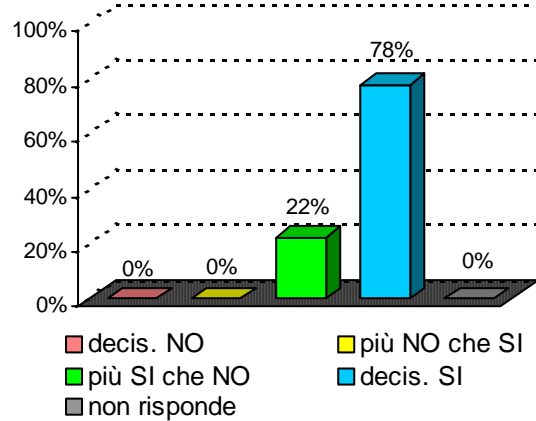
domanda 13 : accettabilità organizzazione complessiva



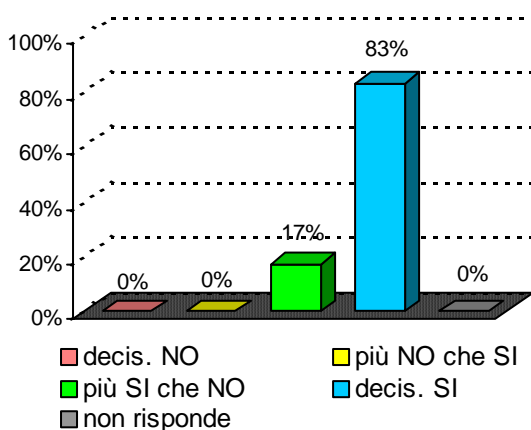
domanda 14 : chiarezza definizione modalità esame

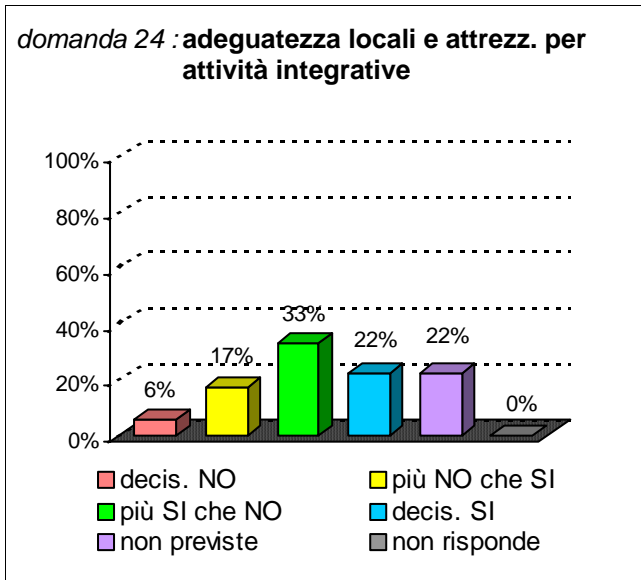
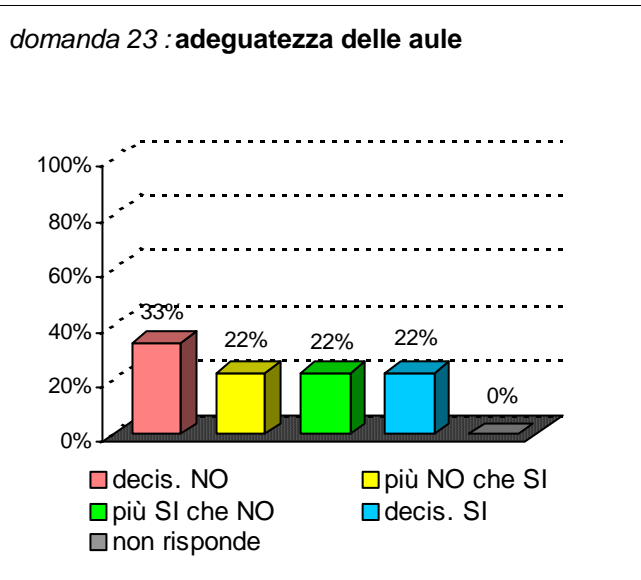


domanda 15 : rispetto orari svolgimento didattica

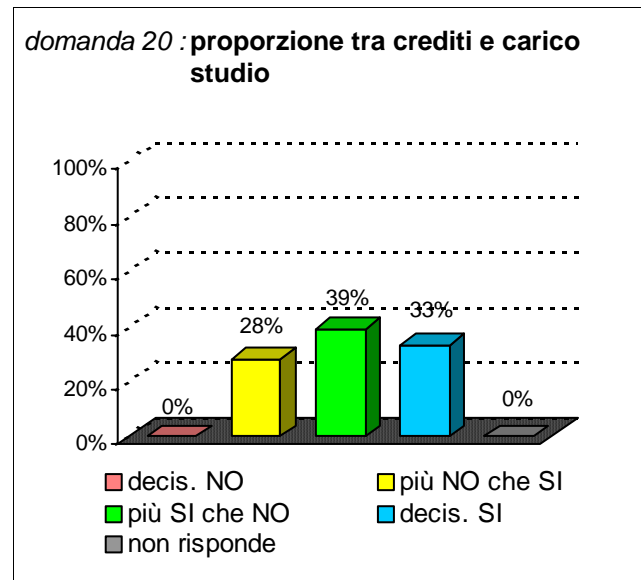
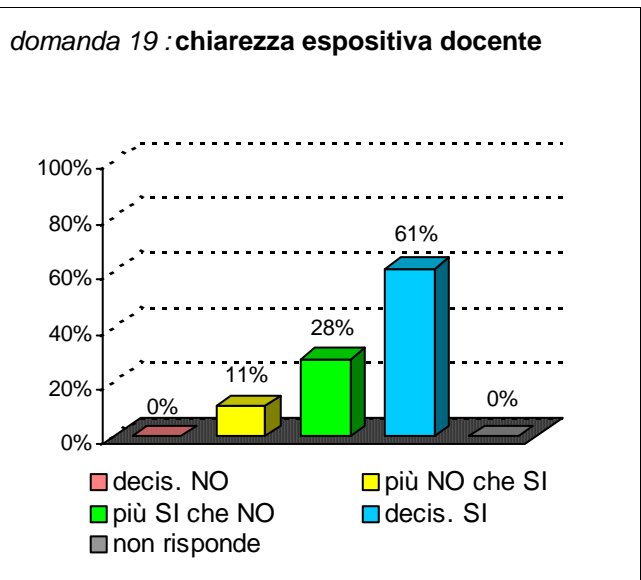
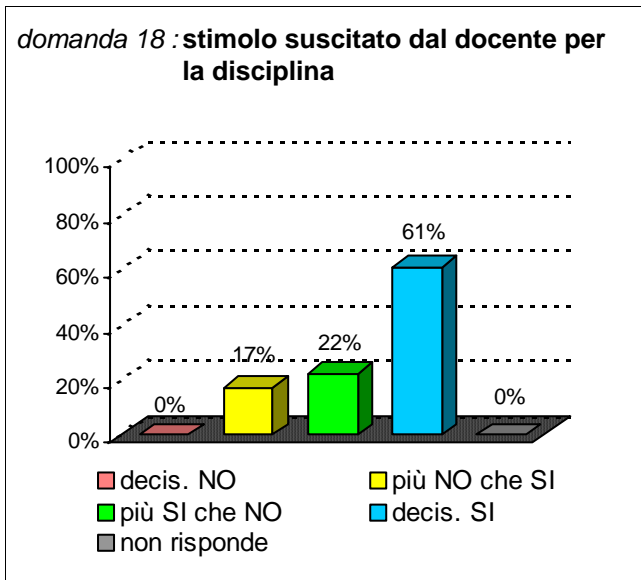
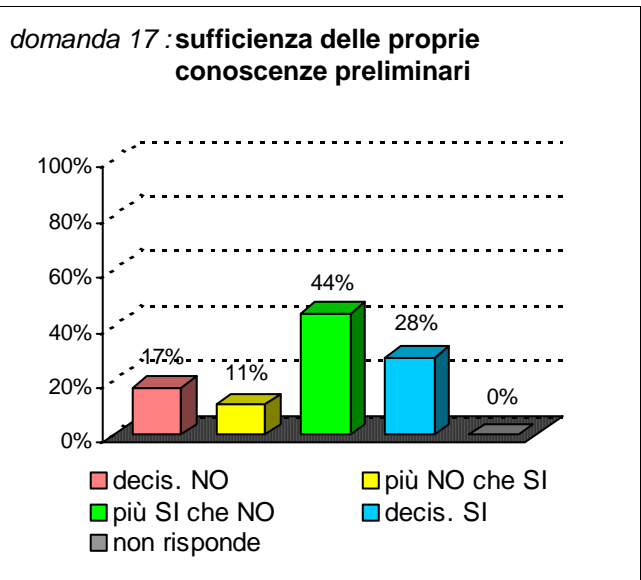


domanda 16 : reperibilità del docente

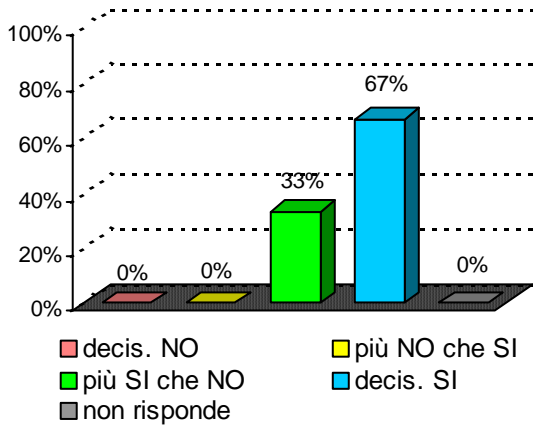




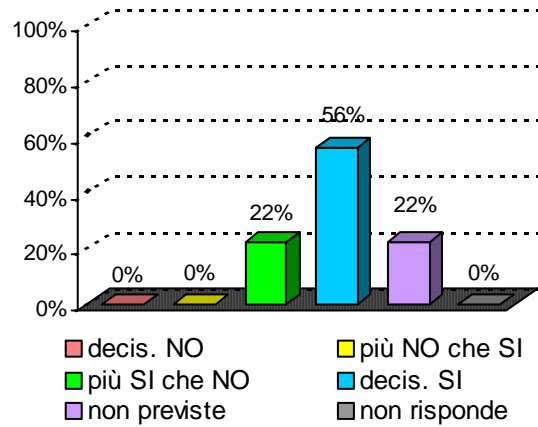
**Didattica e Soddifazione**



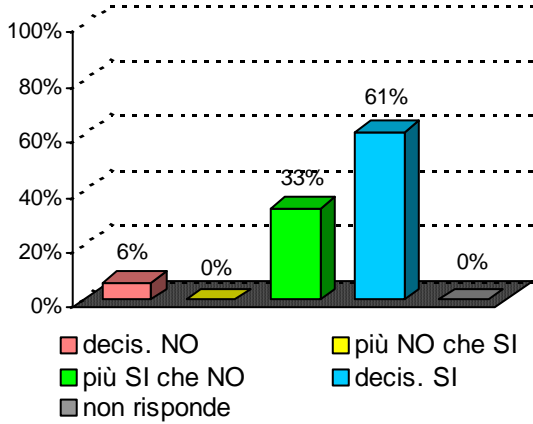
domanda 21 : adeguatezza materiale didattico



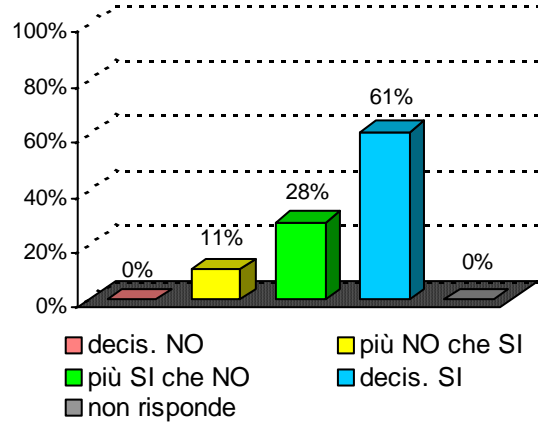
domanda 22 : utilità delle attività didattiche integrative



domanda 25 : interesse per argomenti della disciplina



domanda 26 : soddisfazione complessiva



**Sintesi delle valutazioni (domande qualitative) dell'insegnamento confrontate con quelle del rispettivo Corso di Studi e del Dipartimento di afferenza**

Valutazione dell' insegnamento con codice : **32442**

domanda	decis. NO	più NO che SI	più SI che NO	decis. SI	non previste	non risponde
14	0%	0%	39%	61%		0%
15	0%	0%	22%	78%		0%
16	0%	0%	17%	83%		0%
17	17%	11%	44%	28%		0%
18	0%	17%	22%	61%		0%
19	0%	11%	28%	61%		0%
20	0%	28%	39%	33%		0%
21	0%	0%	33%	67%		0%
22	0%	0%	22%	56%	22%	0%
25	6%	0%	33%	61%		0%
26	0%	11%	28%	61%		0%

Valutazione del corso di laurea :

**Scienze e tecnologie agrarie**

classe : **LM-69**

sede didattica : **CATANIA**

domanda	decis. NO	più NO che SI	più SI che NO	decis. SI	non previste	non risponde
14	3%	7%	35%	55%		1%
15	7%	8%	28%	56%		1%
16	3%	6%	29%	61%		2%
17	3%	10%	51%	36%		0%
18	5%	8%	30%	57%		0%
19	3%	8%	29%	59%		1%
20	3%	11%	48%	37%		1%
21	5%	7%	40%	46%		1%
22	3%	4%	27%	44%	19%	2%
25	3%	6%	34%	57%		0%
26	4%	7%	32%	57%		0%

Valutazione del Dipart. : **Scienze delle Produzioni Agrarie e Alimentari**

domanda	decis. NO	più NO che SI	più SI che NO	decis. SI	non previste	non risponde
14	5%	12%	35%	48%		1%
15	6%	9%	33%	51%		1%
16	4%	9%	33%	53%		1%
17	7%	21%	44%	28%		0%
18	6%	13%	36%	44%		0%
19	6%	12%	34%	47%		1%
20	8%	17%	44%	31%		0%
21	7%	14%	41%	37%		1%
22	4%	8%	26%	32%	27%	2%
25	4%	7%	34%	55%		1%
26	7%	10%	37%	45%		1%