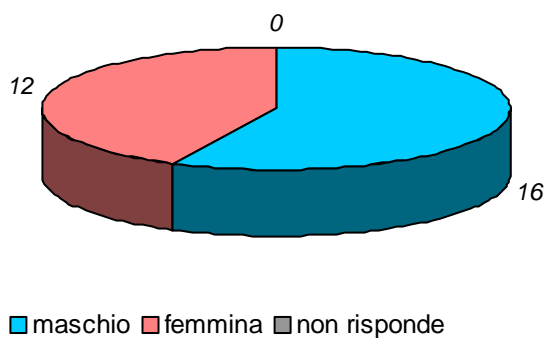


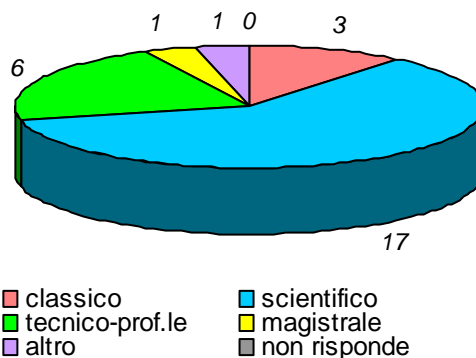
schede valide : 28    schede bianche : 0    schede nulle : 0

Informazioni degli studenti

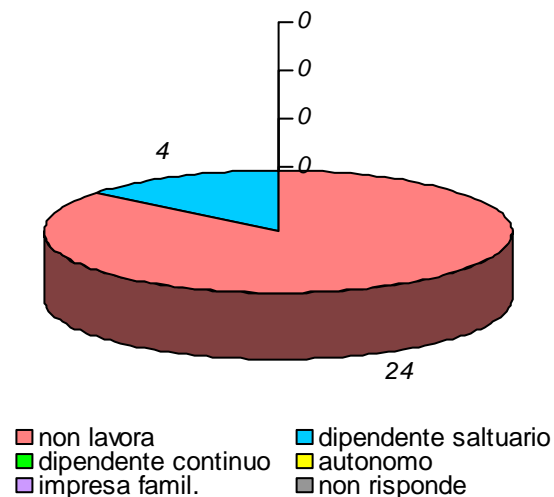
domanda 1: sesso



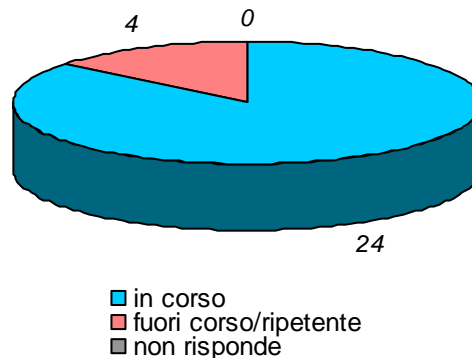
domanda 2: diploma scuola media sup.



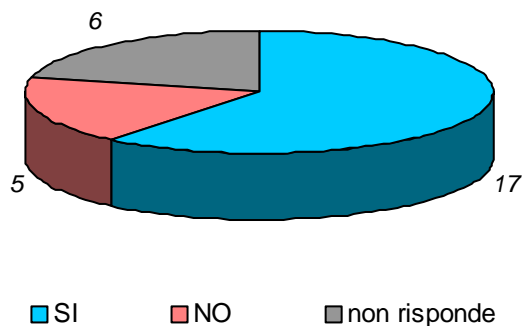
domanda 3: posizione lavorativa



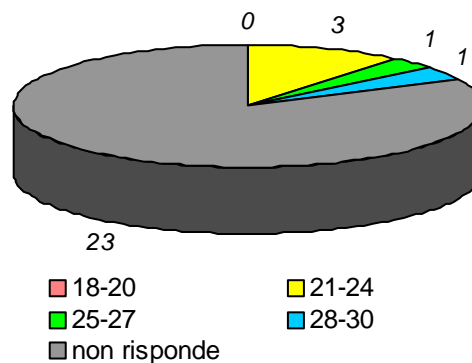
domanda 4: posizione universitaria



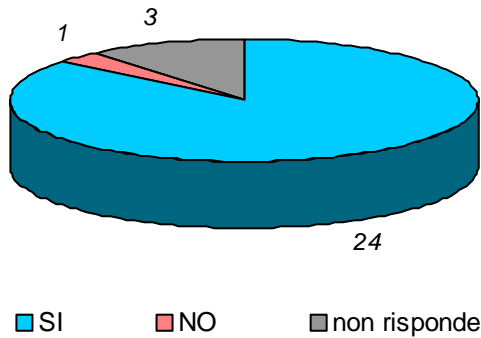
domanda 5: in regola con gli esami



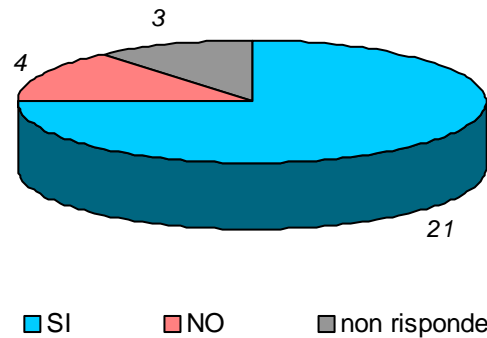
domanda 6: votazione media esami



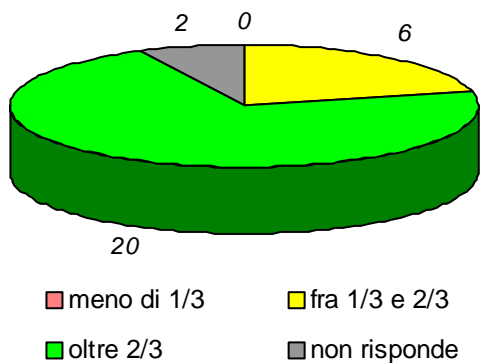
domanda 7: prima volta che affronta l'esame della disciplina



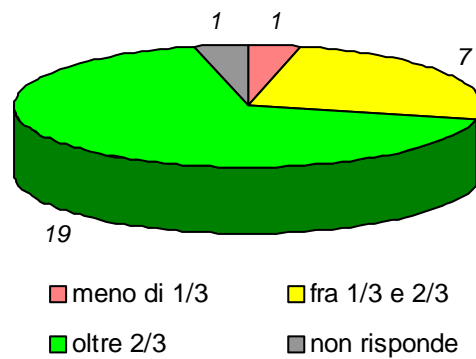
domanda 8: prima volta che segue la disciplina



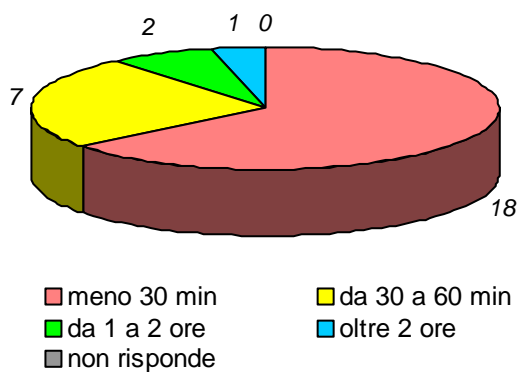
domanda 9: percentuale di frequenza della disciplina



domanda 10 : percentuale di frequenza delle discipline del piano studi

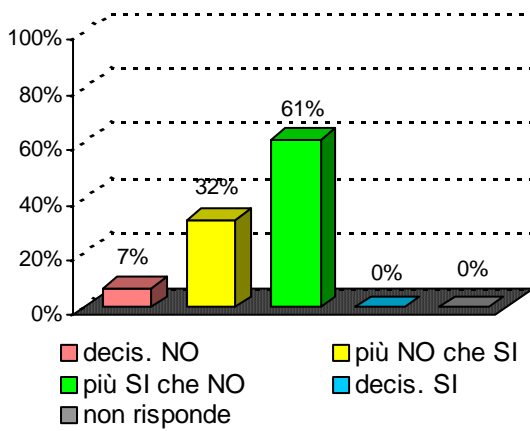


domanda 11 : tempo medio per raggiungere l'Università

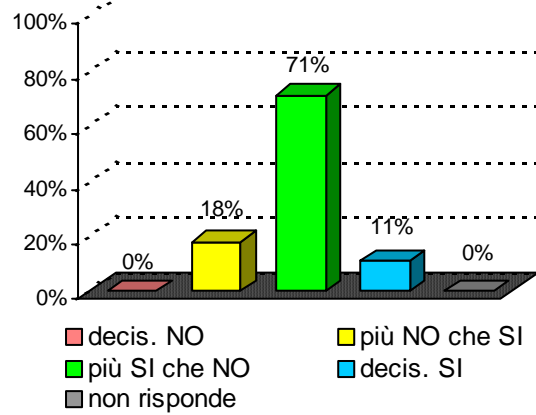


**Organizzazione e Infrastrutture**

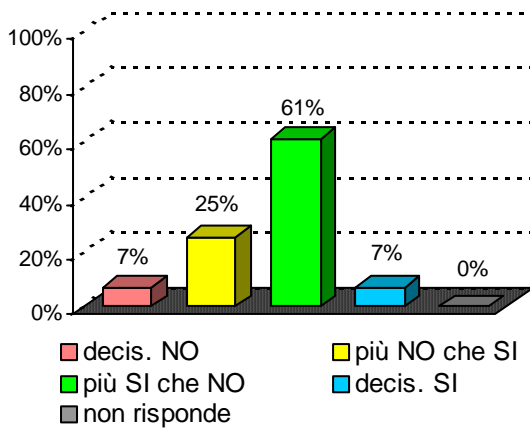
**domanda 12 : accettabilità carico studio totale**



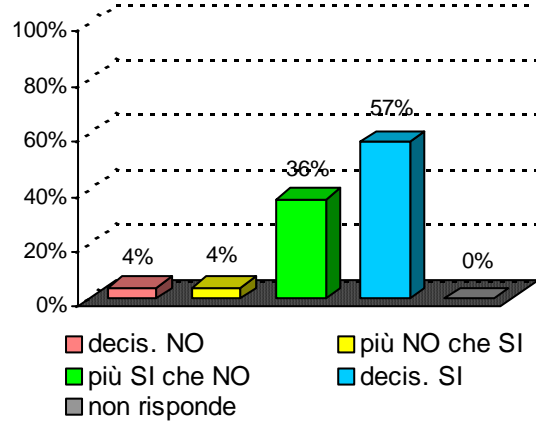
**domanda 13 : accettabilità organizzazione complessiva**



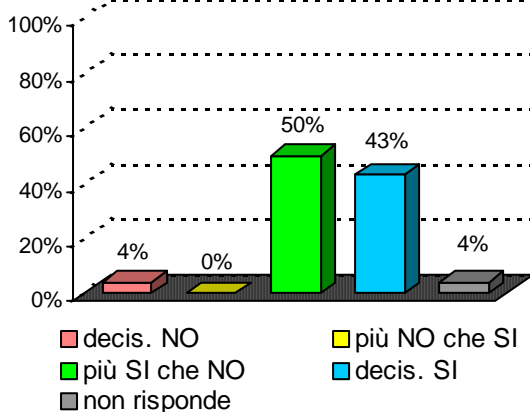
**domanda 14 : chiarezza definizione modalità esame**

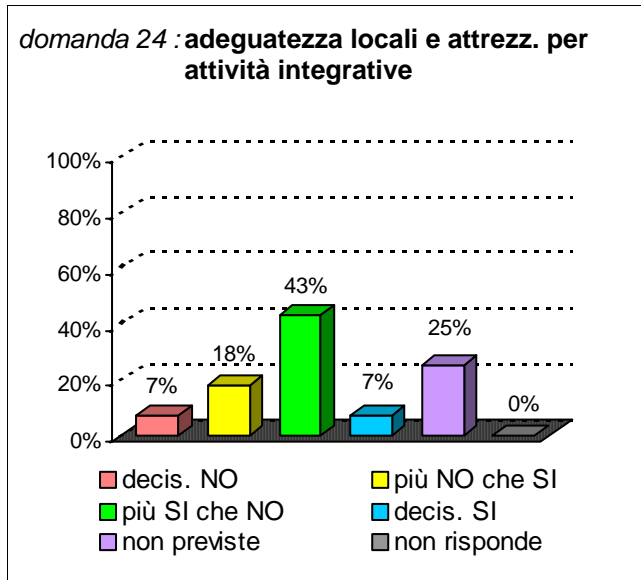
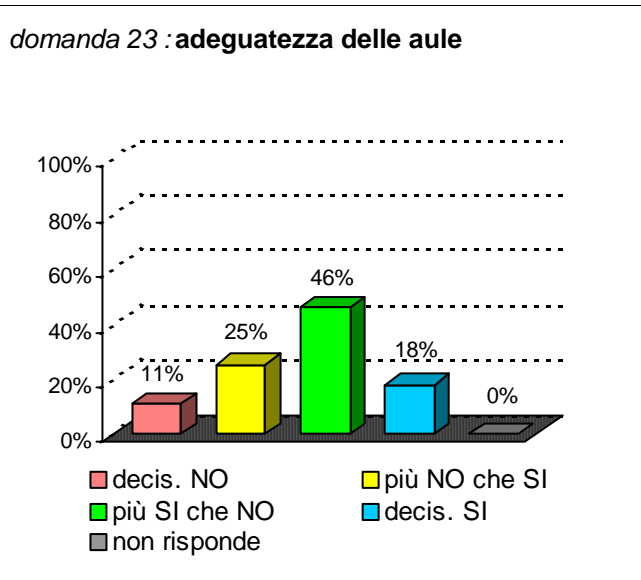


**domanda 15 : rispetto orari svolgimento didattica**

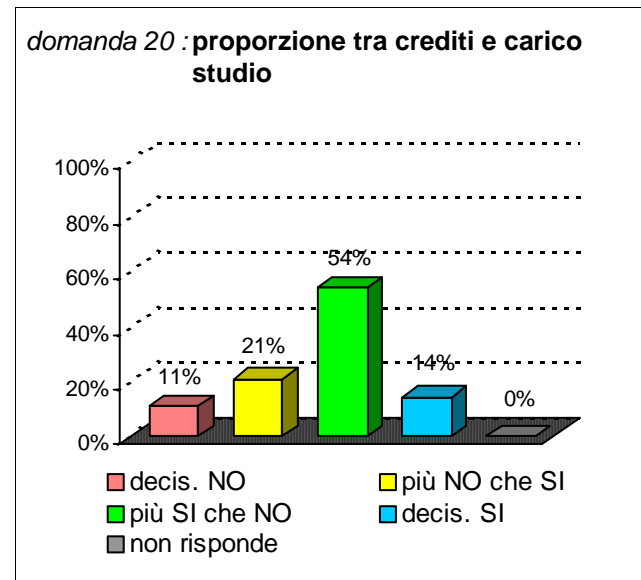
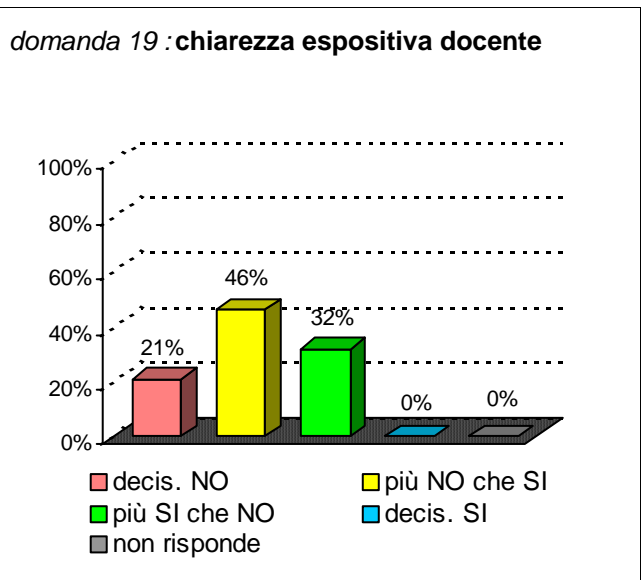
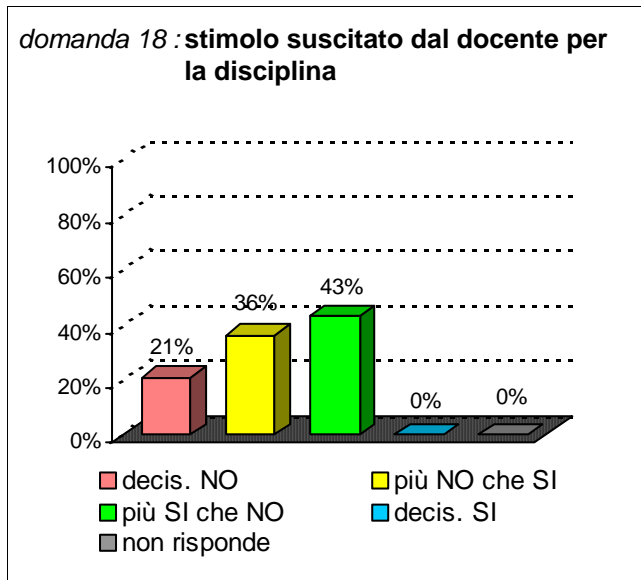
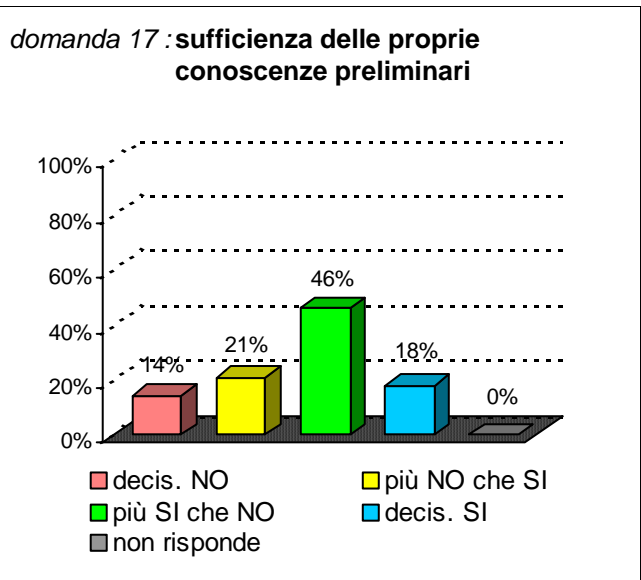


**domanda 16 : reperibilità del docente**

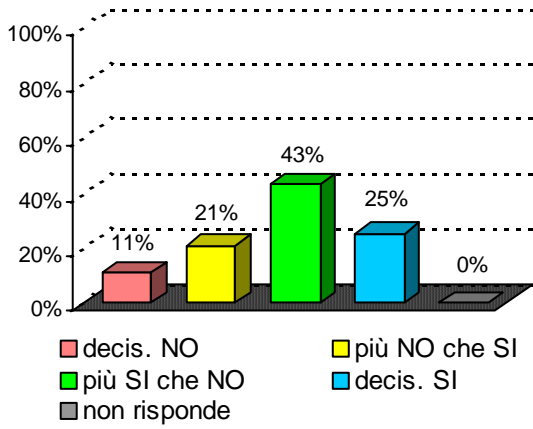




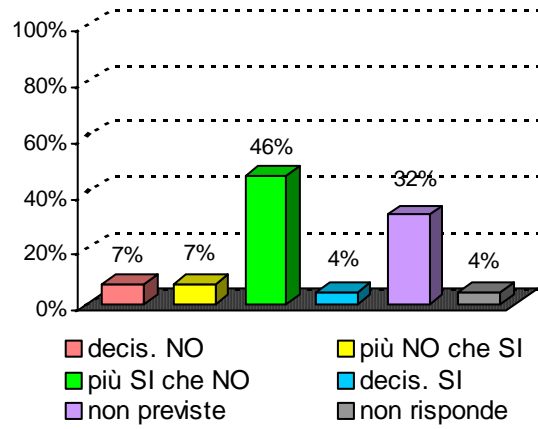
**Didattica e Soddisfazione**



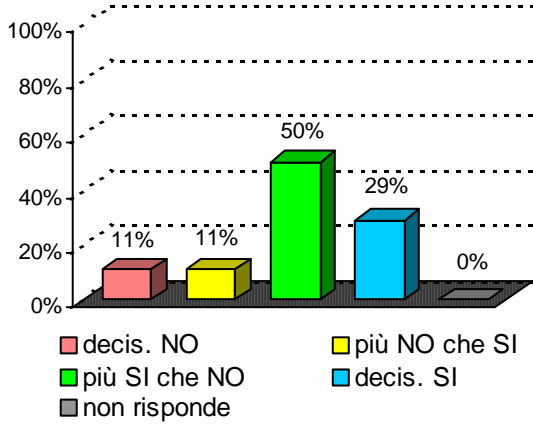
domanda 21 : adeguatezza materiale didattico



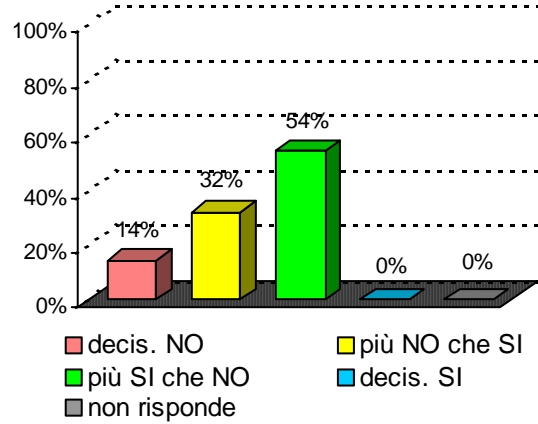
domanda 22 : utilità delle attività didattiche integrative



domanda 25 : interesse per argomenti della disciplina



domanda 26 : soddisfazione complessiva



**Sintesi delle valutazioni (domande qualitative) dell'insegnamento confrontate con quelle del rispettivo Corso di Studi e del Dipartimento di afferenza**

Valutazione dell' insegnamento con codice : 31031

domanda	decis. NO	più NO che SI	più SI che NO	decis. SI	non previste	non risponde
14	7%	25%	61%	7%		0%
15	4%	4%	36%	57%		0%
16	4%	0%	50%	43%		4%
17	14%	21%	46%	18%		0%
18	21%	36%	43%	0%		0%
19	21%	46%	32%	0%		0%
20	11%	21%	54%	14%		0%
21	11%	21%	43%	25%		0%
22	7%	7%	46%	4%	32%	4%
25	11%	11%	50%	29%		0%
26	14%	32%	54%	0%		0%

Valutazione del corso di laurea :

**Scienze ambientali e naturali**

classe : L-32

sede didattica : CATANIA

domanda	decis. NO	più NO che SI	più SI che NO	decis. SI	non previste	non risponde
14	5%	20%	45%	29%		0%
15	3%	9%	42%	46%		1%
16	1%	5%	51%	42%		1%
17	5%	17%	49%	28%		0%
18	4%	18%	49%	28%		1%
19	3%	12%	46%	37%		1%
20	10%	15%	48%	25%		1%
21	3%	14%	56%	25%		1%
22	2%	6%	28%	29%	33%	2%
25	3%	12%	41%	44%		1%
26	3%	15%	52%	30%		1%

Valutazione del Dipart. : **Scienze Biologiche Geologiche ed Ambientali**

domanda	decis. NO	più NO che SI	più SI che NO	decis. SI	non previste	non risponde
14	5%	14%	39%	42%		0%
15	3%	9%	35%	53%		1%
16	2%	7%	41%	49%		1%
17	6%	17%	50%	27%		0%
18	7%	16%	42%	36%		0%
19	5%	13%	41%	39%		1%
20	9%	15%	46%	29%		1%
21	7%	15%	48%	29%		1%
22	2%	6%	24%	28%	37%	3%
25	4%	10%	38%	48%		0%
26	6%	14%	43%	37%		0%