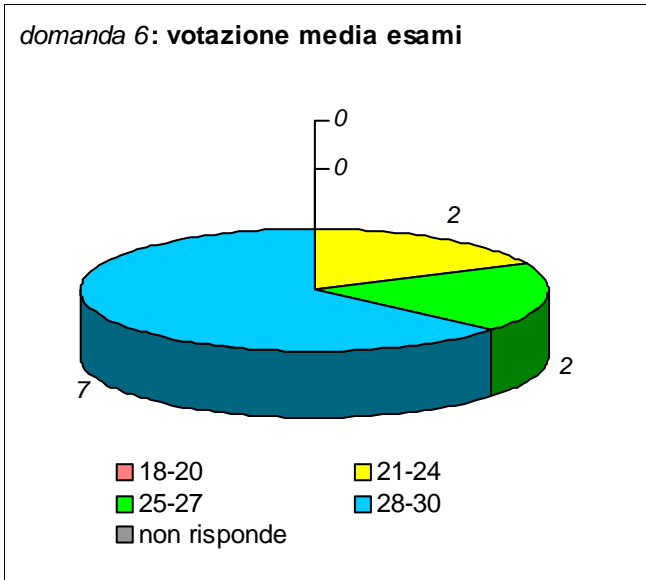
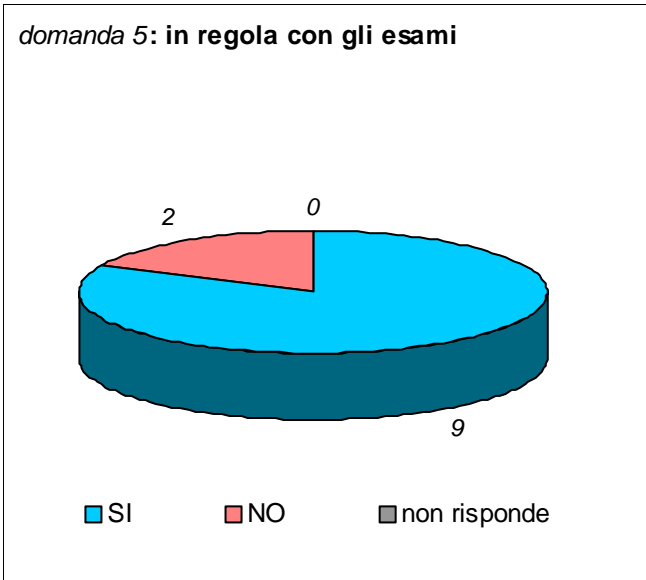
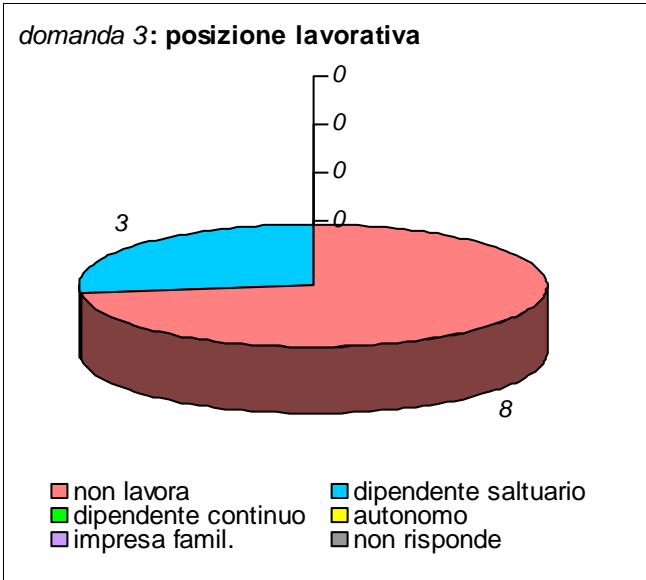
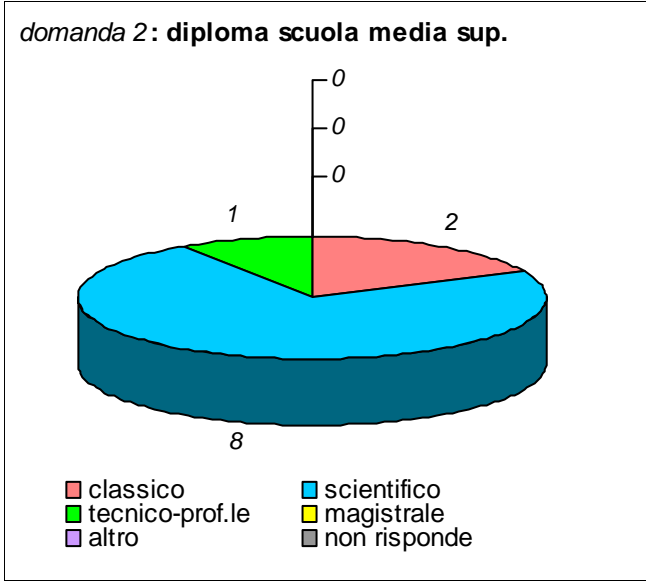
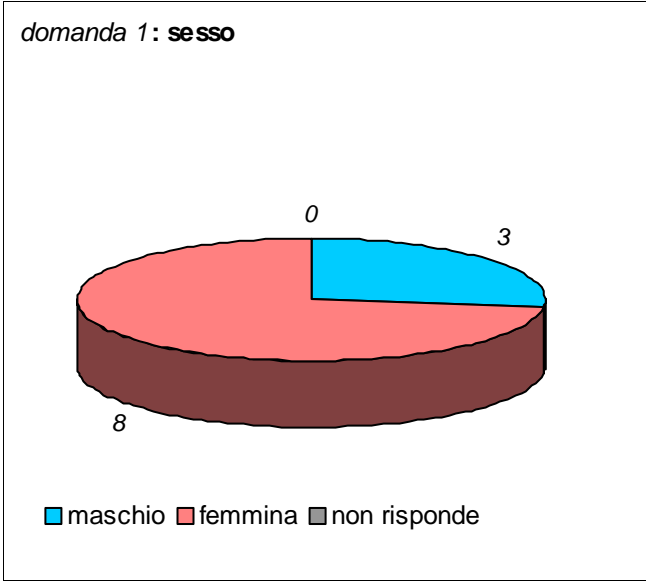
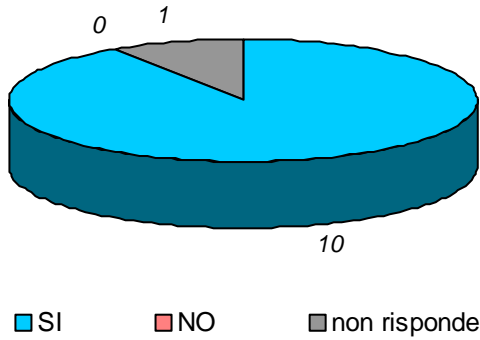


schede valide : 11 schede bianche : 0 schede nulle : 0

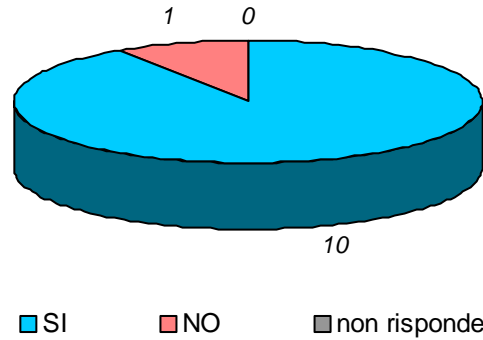
Informazioni degli studenti



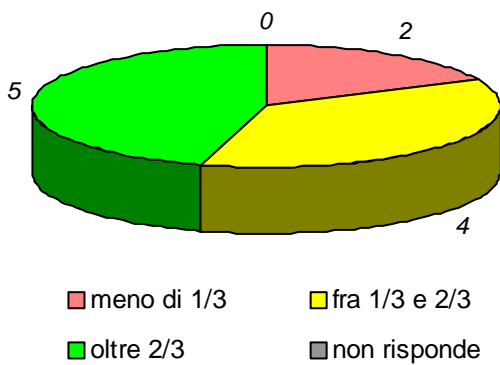
domanda 7: prima volta che affronta l'esame della disciplina



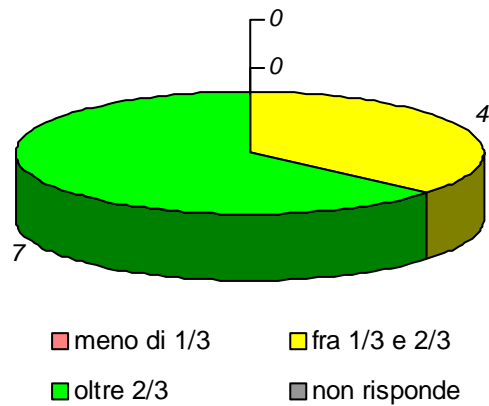
domanda 8: prima volta che segue la disciplina



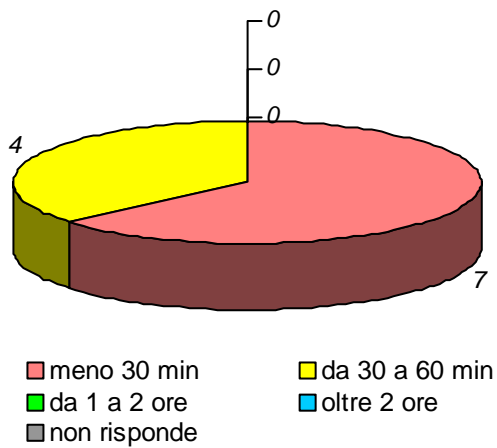
domanda 9: percentuale di frequenza della disciplina



domanda 10 : percentuale di frequenza delle discipline del piano studi

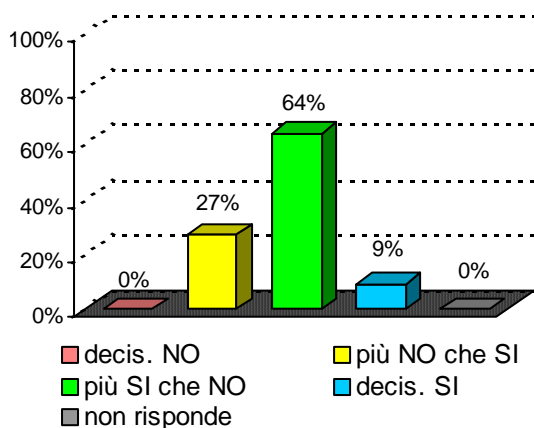


domanda 11 : tempo medio per raggiungere l'Università

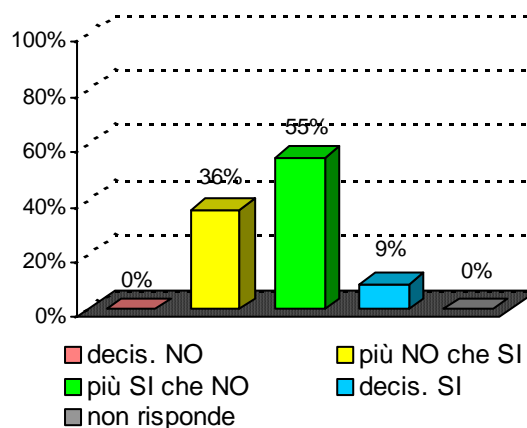


Organizzazione e Infrastrutture

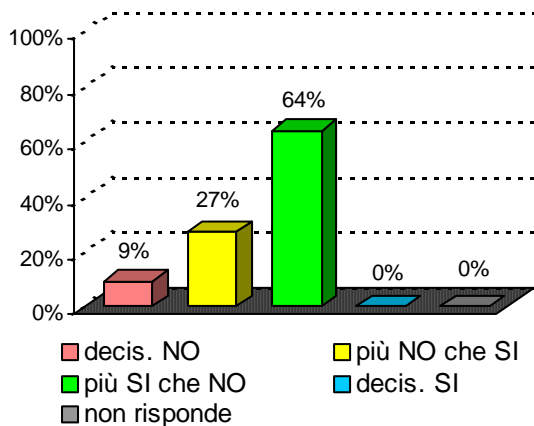
domanda 12 : accettabilità carico studio totale



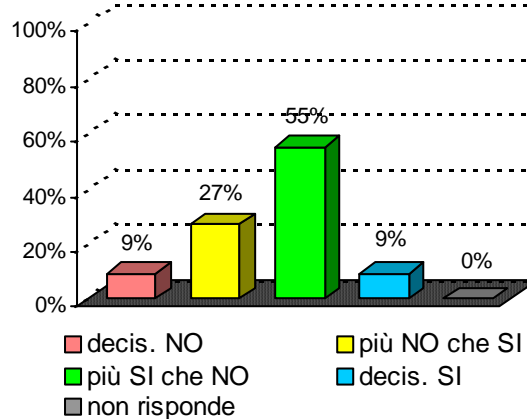
domanda 13 : accettabilità organizzazione complessiva



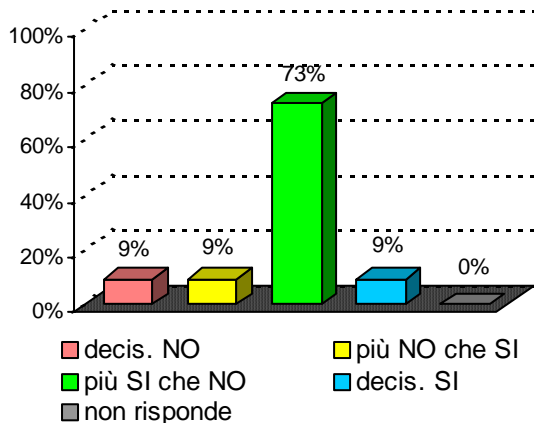
domanda 14 : chiarezza definizione modalità esame

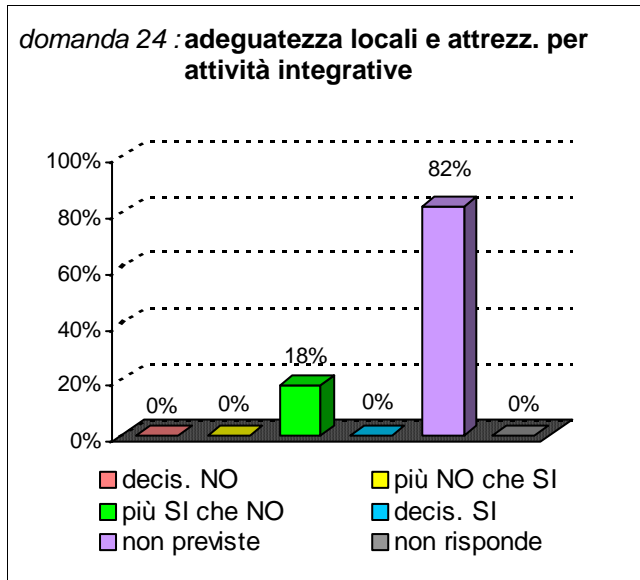
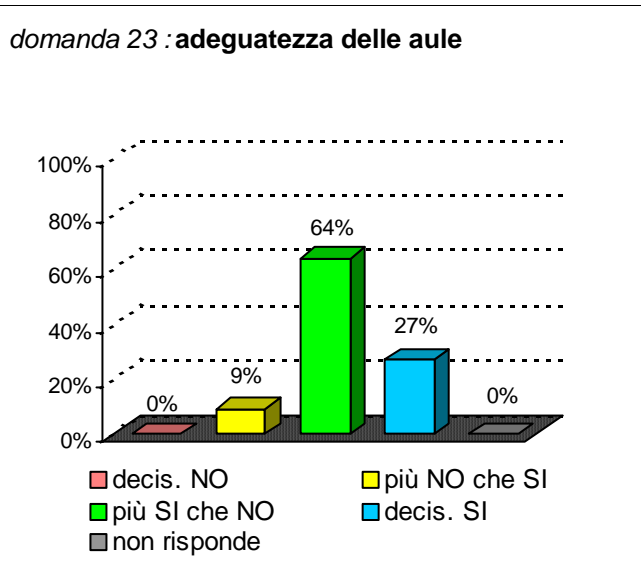


domanda 15 : rispetto orari svolgimento didattica

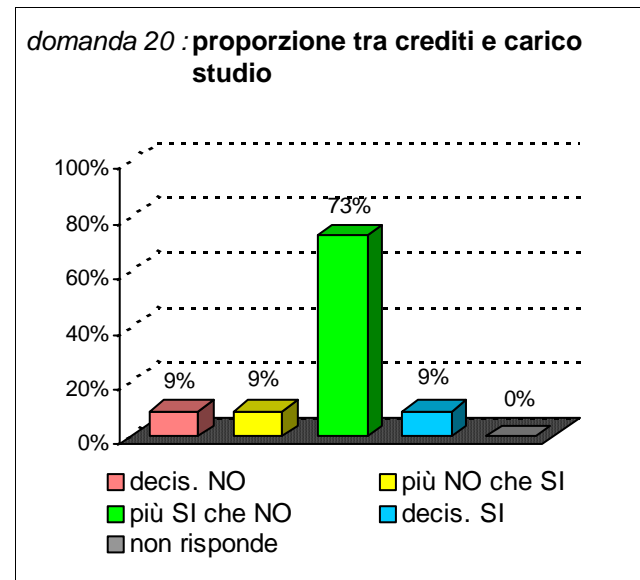
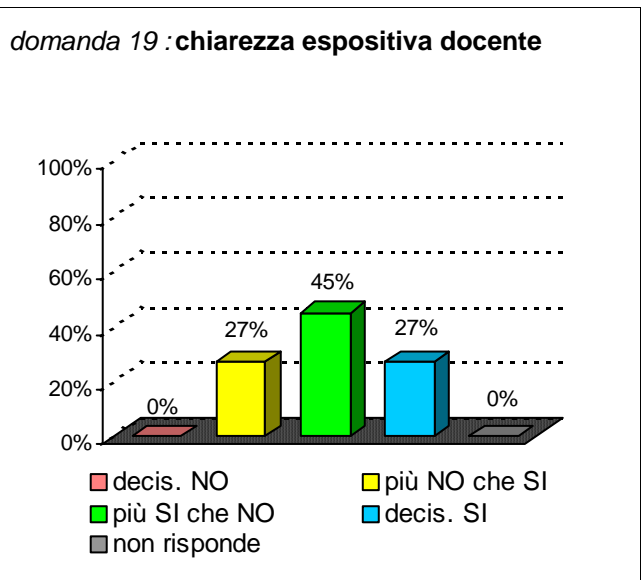
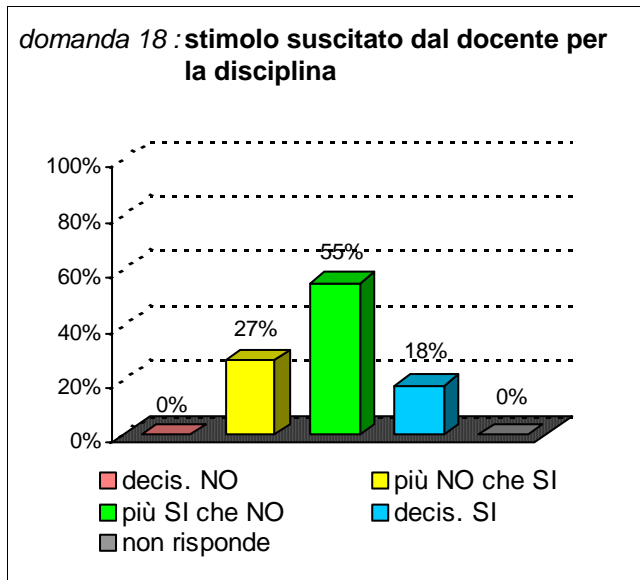
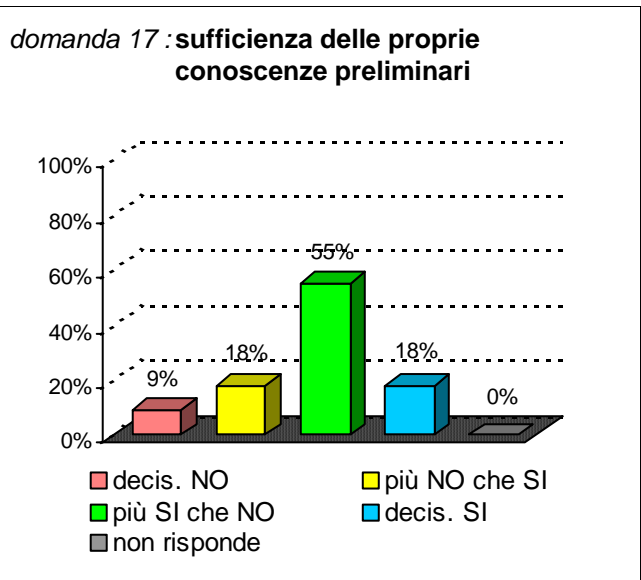


domanda 16 : reperibilità del docente

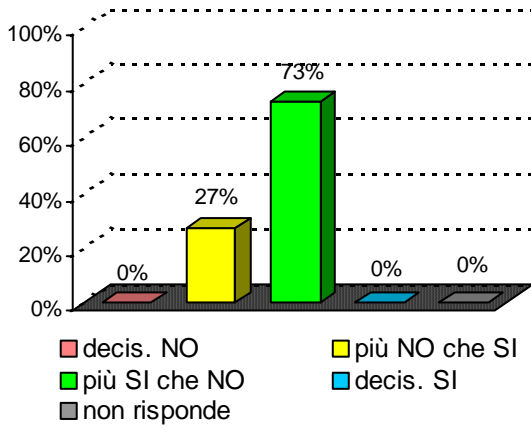




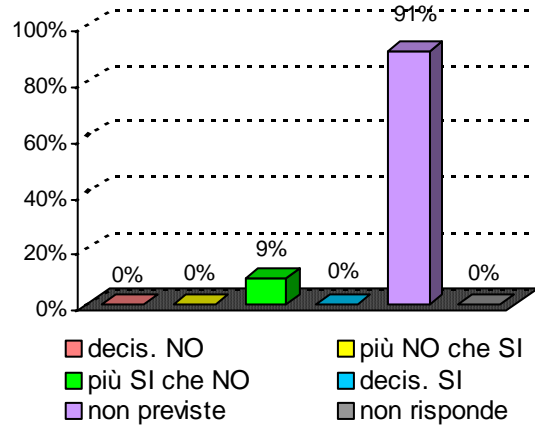
Didattica e Soddisfazione



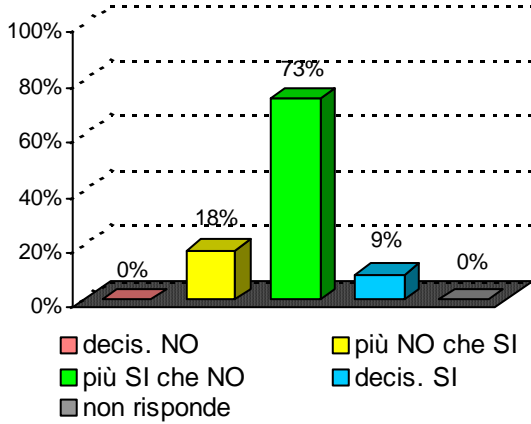
domanda 21 : adeguatezza materiale didattico



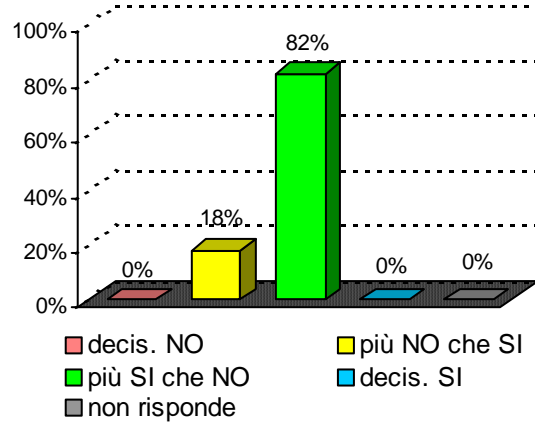
domanda 22 : utilità delle attività didattiche integrative



domanda 25 : interesse per argomenti della disciplina



domanda 26 : soddisfazione complessiva



Sintesi delle valutazioni (domande qualitative) dell'insegnamento confrontate con quelle del rispettivo Corso di Studi e del Dipartimento di afferenza

Valutazione dell' insegnamento con codice : 31057

domanda	decis. NO	più NO che SI	più SI che NO	decis. SI	non previste	non risponde
14	9%	27%	64%	0%		0%
15	9%	27%	55%	9%		0%
16	9%	9%	73%	9%		0%
17	9%	18%	55%	18%		0%
18	0%	27%	55%	18%		0%
19	0%	27%	45%	27%		0%
20	9%	9%	73%	9%		0%
21	0%	27%	73%	0%		0%
22	0%	0%	9%	0%	91%	0%
25	0%	18%	73%	9%		0%
26	0%	18%	82%	0%		0%

Valutazione del corso di laurea :

Scienze ambientali e naturali

classe : L-32

sede didattica : CATANIA

domanda	decis. NO	più NO che SI	più SI che NO	decis. SI	non previste	non risponde
14	5%	20%	45%	29%		0%
15	3%	9%	42%	46%		1%
16	1%	5%	51%	42%		1%
17	5%	17%	49%	28%		0%
18	4%	18%	49%	28%		1%
19	3%	12%	46%	37%		1%
20	10%	15%	48%	25%		1%
21	3%	14%	56%	25%		1%
22	2%	6%	28%	29%	33%	2%
25	3%	12%	41%	44%		1%
26	3%	15%	52%	30%		1%

Valutazione del Dipart. : **Scienze Biologiche Geologiche ed Ambientali**

domanda	decis. NO	più NO che SI	più SI che NO	decis. SI	non previste	non risponde
14	5%	14%	39%	42%		0%
15	3%	9%	35%	53%		1%
16	2%	7%	41%	49%		1%
17	6%	17%	50%	27%		0%
18	7%	16%	42%	36%		0%
19	5%	13%	41%	39%		1%
20	9%	15%	46%	29%		1%
21	7%	15%	48%	29%		1%
22	2%	6%	24%	28%	37%	3%
25	4%	10%	38%	48%		0%
26	6%	14%	43%	37%		0%